File Name	:	**xkmta.20190211.049368.fits** # 1 / 262 #
Project ID	:	ALL
Image Type	:	BIAS
Object Name	:	**bias**
RA	:	04:09:57.350
DEC	:	-31:06:17.80
Exposure Time	:	0
Airmass	:	1.00
Sidereal Time	:	04:10:25
Filter ID	:	V
Observation Date	:	2019-02-11T08:49:48
CCD Temperature	:	-273.15



File Name	:	**xkmta.20190211.049369.fits** # 2 / 262 #
Project ID	:	ALL
Image Type	:	BIAS
Object Name	:	**bias**
RA	:	04:10:53.520
DEC	:	-31:06:16.50
Exposure Time	:	0
Airmass	:	1.00
Sidereal Time	:	04:11:22
Filter ID	:	V
Observation Date	:	2019-02-11T08:50:57
CCD Temperature	:	-273.15



File Name	:	**xkmta.20190211.049370.fits** # 3 / 262 #
Project ID	:	ALL
Image Type	:	BIAS
Object Name	:	**bias**
RA	:	04:12:03.610
DEC	:	-31:06:14.70
Exposure Time	:	0
Airmass	:	1.00
Sidereal Time	:	04:12:32
Filter ID	:	V
Observation Date	:	2019-02-11T08:52:06
CCD Temperature	:	-273.15



File Name	:	**xkmta.20190211.049371.fits** # 4 / 262 #
Project ID	:	ALL
Image Type	:	BIAS
Object Name	:	**bias**
RA	:	04:13:14.660
DEC	:	-31:06:13.00
Exposure Time	:	0
Airmass	:	1.00
Sidereal Time	:	04:13:43
Filter ID	:	V
Observation Date	:	2019-02-11T08:53:05
CCD Temperature	:	-273.15



File Name	:	**xkmta.20190211.049372.fits** # 5 / 262 #
Project ID	:	ALL
Image Type	:	BIAS
Object Name	:	**bias**
RA	:	04:14:12.060
DEC	:	-31:06:11.60
Exposure Time	:	0
Airmass	:	1.00
Sidereal Time	:	04:14:40
Filter ID	:	V
Observation Date	:	2019-02-11T08:54:14
CCD Temperature	:	-273.15



File Name	:	**xkmta.20190211.049373.fits** # 6 / 262 #
Project ID	:	ALL
Image Type	:	FLAT
Object Name	:	**flat**
RA	:	06:18:04.680
DEC	:	-20:33:35.10
Exposure Time	:	20
Airmass	:	1.09
Sidereal Time	:	04:45:42
Filter ID	:	V
Observation Date	:	2019-02-11T09:24:58
CCD Temperature	:	-273.15



File Name	:	**xkmta.20190211.049374.fits** # 7 / 262 #
Project ID	:	ALL
Image Type	:	FLAT
Object Name	:	**flat**
RA	:	06:18:42.380
DEC	:	-20:39:52.80
Exposure Time	:	30
Airmass	:	1.09
Sidereal Time	:	04:47:00
Filter ID	:	V
Observation Date	:	2019-02-11T09:26:28
CCD Temperature	:	-273.15



File Name	:	**xkmta.20190211.049375.fits** # 8 / 262 #
Project ID	:	ALL
Image Type	:	FLAT
Object Name	:	**flat**
RA	:	06:18:52.370
DEC	:	-20:48:19.80
Exposure Time	:	40
Airmass	:	1.08
Sidereal Time	:	04:48:39
Filter ID	:	V
Observation Date	:	2019-02-11T09:28:07
CCD Temperature	:	-273.15



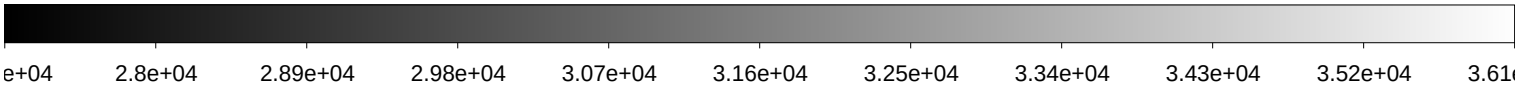

File Name	:	**xkmta.20190211.049376.fits** # 9 / 262 #
Project ID	:	ALL
Image Type	:	FLAT
Object Name	:	**flat**
RA	:	06:19:12.790
DEC	:	-20:53:44.10
Exposure Time	:	40
Airmass	:	1.08
Sidereal Time	:	04:50:28
Filter ID	:	V
Observation Date	:	2019-02-11T09:29:57
CCD Temperature	:	-273.15



File Name	:	**xkmta.20190211.049377.fits** # 10 / 262 #
Project ID	:	ALL
Image Type	:	FLAT
Object Name	:	**flat**
RA	:	06:19:27.260
DEC	:	-21:01:37.40
Exposure Time	:	30
Airmass	:	1.08
Sidereal Time	:	04:52:33
Filter ID	:	I
Observation Date	:	2019-02-11T09:31:47
CCD Temperature	:	-273.15



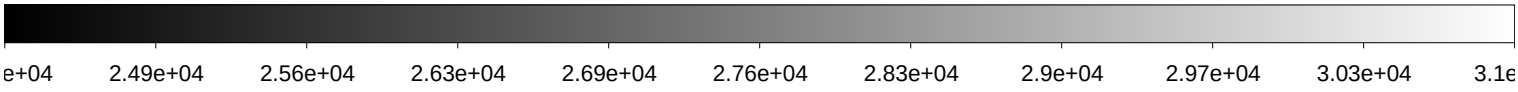

File Name	:	**xkmta.20190211.049378.fits** # 11 / 262 #
Project ID	:	ALL
Image Type	:	FLAT
Object Name	:	**flat**
RA	:	06:19:37.550
DEC	:	-21:10:24.30
Exposure Time	:	40
Airmass	:	1.08
Sidereal Time	:	04:54:16
Filter ID	:	I
Observation Date	:	2019-02-11T09:33:30
CCD Temperature	:	-273.15



File Name	:	**xkmta.20190211.049379.fits** # 12 / 262 #
Project ID	:	ALL
Image Type	:	FLAT
Object Name	:	**flat**
RA	:	06:20:08.540
DEC	:	-21:12:54.90
Exposure Time	:	40
Airmass	:	1.07
Sidereal Time	:	04:56:44
Filter ID	:	I
Observation Date	:	2019-02-11T09:35:57
CCD Temperature	:	-273.15



File Name	:	**xkmta.20190211.049380.fits** # 13 / 262 #
Project ID	:	SITE
Image Type	:	OBJECT
Object Name	:	**focus**
RA	:	06:20:08.190
DEC	:	-21:12:55.70
Exposure Time	:	10
Airmass	:	1.05
Sidereal Time	:	05:18:46
Filter ID	:	I
Observation Date	:	2019-02-11T09:57:57
CCD Temperature	:	-273.15



File Name	:	**xkmta.20190211.049381.fits** # 14 / 262 #
Project ID	:	SITE
Image Type	:	OBJECT
Object Name	:	**gaia19amp**
RA	:	04:58:24.190
DEC	:	-06:55:14.40
Exposure Time	:	60
Airmass	:	1.10
Sidereal Time	:	05:22:35
Filter ID	:	V
Observation Date	:	2019-02-11T10:01:45
CCD Temperature	:	-273.15



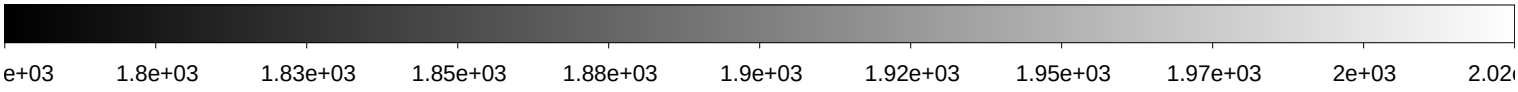

File Name	:	**xkmta.20190211.049382.fits** # 15 / 262 #
Project ID	:	SITE
Image Type	:	OBJECT
Object Name	:	**gaia19amp**
RA	:	04:58:24.210
DEC	:	-06:55:14.40
Exposure Time	:	60
Airmass	:	1.10
Sidereal Time	:	05:24:33
Filter ID	:	V
Observation Date	:	2019-02-11T10:03:43
CCD Temperature	:	-273.15



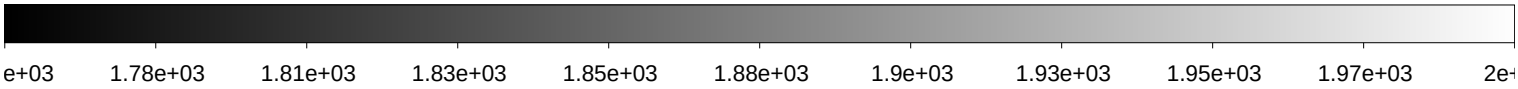

File Name	:	**xkmta.20190211.049383.fits** # 16 / 262 #
Project ID	:	SITE
Image Type	:	OBJECT
Object Name	:	**gaia19amp**
RA	:	04:58:24.290
DEC	:	-06:55:14.40
Exposure Time	:	60
Airmass	:	1.10
Sidereal Time	:	05:26:31
Filter ID	:	V
Observation Date	:	2019-02-11T10:05:53
CCD Temperature	:	-273.15



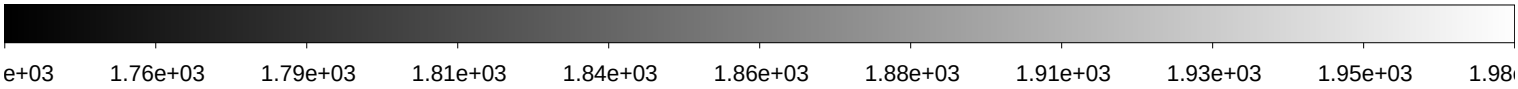

File Name	:	**xkmta.20190211.049384.fits** # 17 / 262 #
Project ID	:	SITE
Image Type	:	OBJECT
Object Name	:	**gaia19amp**
RA	:	04:58:24.210
DEC	:	-06:55:14.40
Exposure Time	:	60
Airmass	:	1.10
Sidereal Time	:	05:28:42
Filter ID	:	I
Observation Date	:	2019-02-11T10:08:04
CCD Temperature	:	-273.15



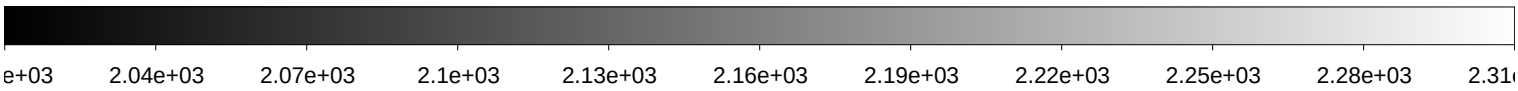

File Name	:	**xkmta.20190211.049385.fits** # 18 / 262 #
Project ID	:	SITE
Image Type	:	OBJECT
Object Name	:	**gaia19amp**
RA	:	04:58:24.190
DEC	:	-06:55:14.40
Exposure Time	:	60
Airmass	:	1.11
Sidereal Time	:	05:30:51
Filter ID	:	I
Observation Date	:	2019-02-11T10:09:59
CCD Temperature	:	-273.15



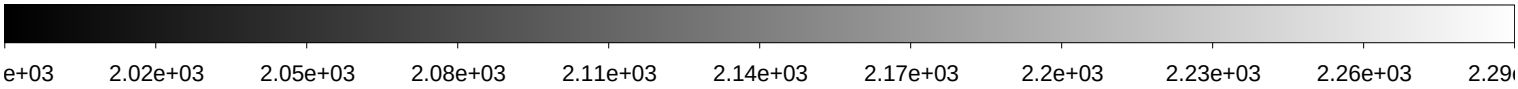

File Name	:	**xkmta.20190211.049386.fits** # 19 / 262 #
Project ID	:	SITE
Image Type	:	OBJECT
Object Name	:	**gaia19amp**
RA	:	04:58:24.190
DEC	:	-06:55:14.40
Exposure Time	:	60
Airmass	:	1.11
Sidereal Time	:	05:32:49
Filter ID	:	I
Observation Date	:	2019-02-11T10:11:57
CCD Temperature	:	-273.15



File Name	:	**xkmta.20190211.049387.fits** # 20 / 262 #
Project ID	:	SITE
Image Type	:	OBJECT
Object Name	:	**hydra-a1**
RA	:	09:20:01.860
DEC	:	-12:35:42.80
Exposure Time	:	60
Airmass	:	1.73
Sidereal Time	:	05:35:31
Filter ID	:	B
Observation Date	:	2019-02-11T10:14:38
CCD Temperature	:	-273.15



File Name	:	**xkmta.20190211.049388.fits** # 21 / 262 #
Project ID	:	SITE
Image Type	:	OBJECT
Object Name	:	**hydra-a1**
RA	:	09:20:01.880
DEC	:	-12:35:42.80
Exposure Time	:	60
Airmass	:	1.71
Sidereal Time	:	05:37:26
Filter ID	:	V
Observation Date	:	2019-02-11T10:16:47
CCD Temperature	:	-273.15



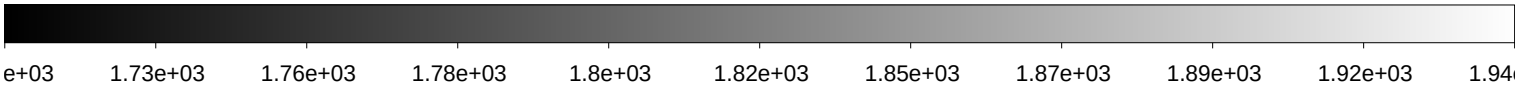

File Name	:	**xkmta.20190211.049389.fits** # 22 / 262 #
Project ID	:	SITE
Image Type	:	OBJECT
Object Name	:	**hydra-a1**
RA	:	09:20:01.850
DEC	:	-12:35:42.90
Exposure Time	:	60
Airmass	:	1.69
Sidereal Time	:	05:39:42
Filter ID	:	R
Observation Date	:	2019-02-11T10:18:49
CCD Temperature	:	-273.15



File Name	:	**xkmta.20190211.049390.fits** # 23 / 262 #
Project ID	:	SITE
Image Type	:	OBJECT
Object Name	:	**hydra-a1**
RA	:	09:20:01.860
DEC	:	-12:35:42.90
Exposure Time	:	60
Airmass	:	1.68
Sidereal Time	:	05:41:43
Filter ID	:	I
Observation Date	:	2019-02-11T10:20:49
CCD Temperature	:	-273.15



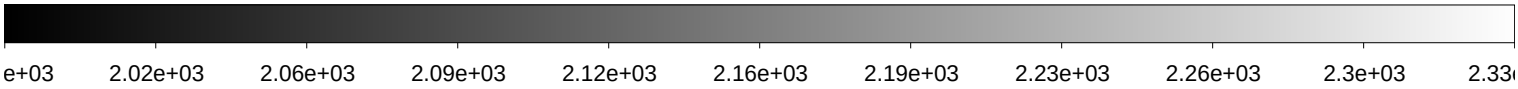

File Name	:	**xkmta.20190211.049391.fits** # 24 / 262 #
Project ID	:	SITE
Image Type	:	OBJECT
Object Name	:	**hydra-a2**
RA	:	09:20:08.960
DEC	:	-12:39:00.80
Exposure Time	:	60
Airmass	:	1.66
Sidereal Time	:	05:43:39
Filter ID	:	B
Observation Date	:	2019-02-11T10:22:59
CCD Temperature	:	-273.15



File Name	:	**xkmta.20190211.049392.fits** # 25 / 262 #
Project ID	:	SITE
Image Type	:	OBJECT
Object Name	:	**hydra-a2**
RA	:	09:20:08.960
DEC	:	-12:39:00.80
Exposure Time	:	60
Airmass	:	1.64
Sidereal Time	:	05:45:51
Filter ID	:	V
Observation Date	:	2019-02-11T10:24:57
CCD Temperature	:	-273.15



File Name	:	**xkmta.20190211.049393.fits** # 26 / 262 #
Project ID	:	SITE
Image Type	:	OBJECT
Object Name	:	**hydra-a2**
RA	:	09:20:08.970
DEC	:	-12:39:00.80
Exposure Time	:	60
Airmass	:	1.63
Sidereal Time	:	05:47:47
Filter ID	:	R
Observation Date	:	2019-02-11T10:27:06
CCD Temperature	:	-273.15



File Name	:	**xkmta.20190211.049394.fits** # 27 / 262 #
Project ID	:	SITE
Image Type	:	OBJECT
Object Name	:	**hydra-a2**
RA	:	09:20:08.960
DEC	:	-12:39:00.90
Exposure Time	:	60
Airmass	:	1.61
Sidereal Time	:	05:49:59
Filter ID	:	I
Observation Date	:	2019-02-11T10:29:18
CCD Temperature	:	-273.15



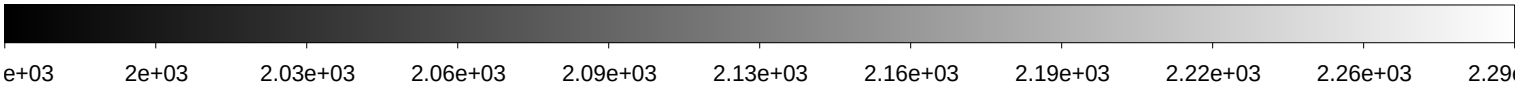

File Name	:	**xkmta.20190211.049395.fits** # 28 / 262 #
Project ID	:	SITE
Image Type	:	OBJECT
Object Name	:	**hydra-a3**
RA	:	09:19:54.770
DEC	:	-12:32:24.80
Exposure Time	:	60
Airmass	:	1.60
Sidereal Time	:	05:52:09
Filter ID	:	B
Observation Date	:	2019-02-11T10:31:15
CCD Temperature	:	-273.15



File Name	:	**xkmta.20190211.049396.fits** # 29 / 262 #
Project ID	:	SITE
Image Type	:	OBJECT
Object Name	:	**hydra-a3**
RA	:	09:19:54.770
DEC	:	-12:32:24.80
Exposure Time	:	60
Airmass	:	1.58
Sidereal Time	:	05:54:06
Filter ID	:	V
Observation Date	:	2019-02-11T10:33:25
CCD Temperature	:	-273.15



File Name	:	**xkmta.20190211.049397.fits** # 30 / 262 #
Project ID	:	SITE
Image Type	:	OBJECT
Object Name	:	**hydra-a3**
RA	:	09:19:54.780
DEC	:	-12:32:24.80
Exposure Time	:	60
Airmass	:	1.57
Sidereal Time	:	05:56:18
Filter ID	:	R
Observation Date	:	2019-02-11T10:35:36
CCD Temperature	:	-273.15



File Name	:	**xkmta.20190211.049398.fits** # 31 / 262 #
Project ID	:	SITE
Image Type	:	OBJECT
Object Name	:	**hydra-a3**
RA	:	09:19:54.770
DEC	:	-12:32:24.90
Exposure Time	:	60
Airmass	:	1.55
Sidereal Time	:	05:58:28
Filter ID	:	I
Observation Date	:	2019-02-11T10:37:45
CCD Temperature	:	-273.15



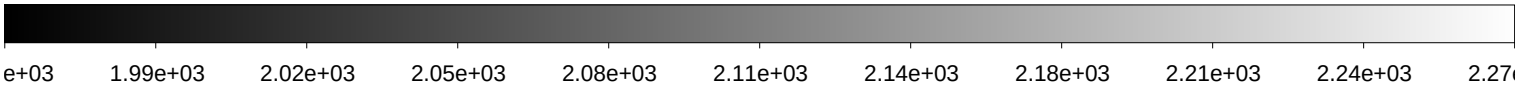

File Name	:	**xkmta.20190211.049399.fits** # 32 / 262 #
Project ID	:	SITE
Image Type	:	OBJECT
Object Name	:	**gaia17avj**
RA	:	09:10:30.410
DEC	:	+02:44:48.80
Exposure Time	:	60
Airmass	:	1.81
Sidereal Time	:	06:00:37
Filter ID	:	V
Observation Date	:	2019-02-11T10:39:54
CCD Temperature	:	-273.15



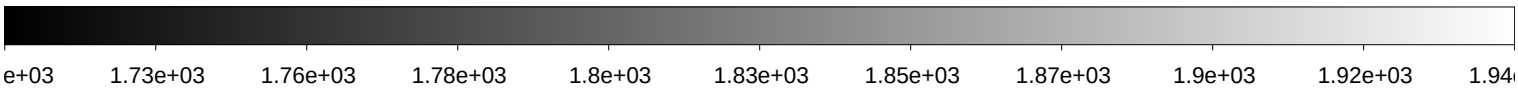

File Name	:	**xkmta.20190211.049400.fits** # 33 / 262 #
Project ID	:	SITE
Image Type	:	OBJECT
Object Name	:	**gaia17avj**
RA	:	09:10:30.420
DEC	:	+02:44:48.70
Exposure Time	:	60
Airmass	:	1.79
Sidereal Time	:	06:02:49
Filter ID	:	V
Observation Date	:	2019-02-11T10:42:06
CCD Temperature	:	-273.15



File Name	:	**xkmta.20190211.049401.fits** # 34 / 262 #
Project ID	:	SITE
Image Type	:	OBJECT
Object Name	:	**gaia17avj**
RA	:	09:10:30.410
DEC	:	+02:44:48.60
Exposure Time	:	60
Airmass	:	1.77
Sidereal Time	:	06:05:00
Filter ID	:	V
Observation Date	:	2019-02-11T10:44:04
CCD Temperature	:	-273.15



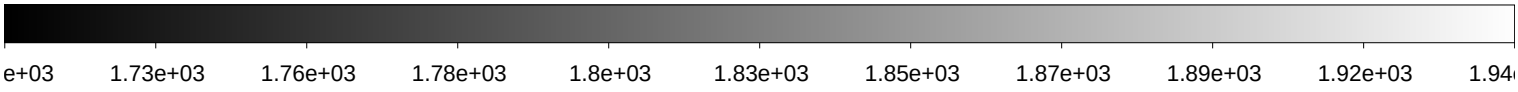

File Name	:	**xkmta.20190211.049402.fits** # 35 / 262 #
Project ID	:	SITE
Image Type	:	OBJECT
Object Name	:	**gaia17avj**
RA	:	09:10:30.390
DEC	:	+02:44:48.60
Exposure Time	:	60
Airmass	:	1.75
Sidereal Time	:	06:07:05
Filter ID	:	I
Observation Date	:	2019-02-11T10:46:07
CCD Temperature	:	-273.15



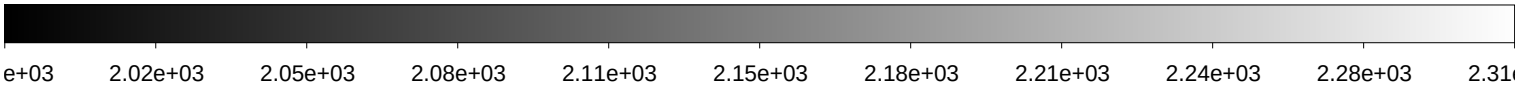

File Name	:	**xkmta.20190211.049403.fits** # 36 / 262 #
Project ID	:	SITE
Image Type	:	OBJECT
Object Name	:	**gaia17avj**
RA	:	09:10:30.390
DEC	:	+02:44:48.60
Exposure Time	:	60
Airmass	:	1.74
Sidereal Time	:	06:09:03
Filter ID	:	I
Observation Date	:	2019-02-11T10:48:19
CCD Temperature	:	-273.15



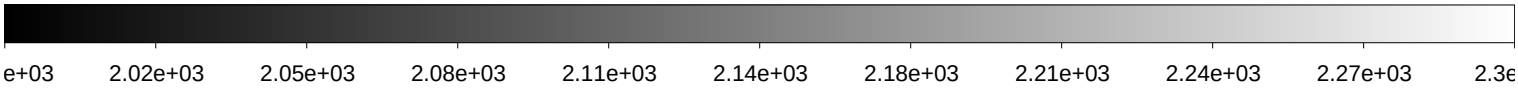

File Name	:	**xkmta.20190211.049404.fits** # 37 / 262 #
Project ID	:	SITE
Image Type	:	OBJECT
Object Name	:	**gaia17avj**
RA	:	09:10:30.400
DEC	:	+02:44:48.70
Exposure Time	:	60
Airmass	:	1.72
Sidereal Time	:	06:11:15
Filter ID	:	I
Observation Date	:	2019-02-11T10:50:30
CCD Temperature	:	-273.15



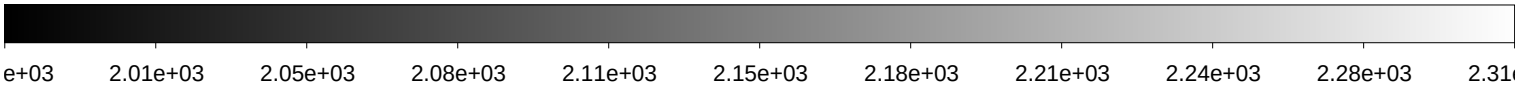

File Name	:	**xkmta.20190211.049405.fits** # 38 / 262 #
Project ID	:	SITE
Image Type	:	OBJECT
Object Name	:	**IC180908Ane1**
RA	:	09:42:19.370
DEC	:	-01:07:48.00
Exposure Time	:	60
Airmass	:	1.87
Sidereal Time	:	06:13:25
Filter ID	:	I
Observation Date	:	2019-02-11T10:52:27
CCD Temperature	:	-273.15



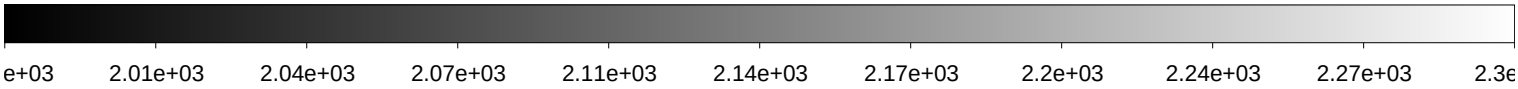

File Name	:	**xkmta.20190211.049406.fits** # 39 / 262 #
Project ID	:	SITE
Image Type	:	OBJECT
Object Name	:	**IC180908Ane2**
RA	:	09:42:26.280
DEC	:	-01:11:06.00
Exposure Time	:	60
Airmass	:	1.85
Sidereal Time	:	06:15:22
Filter ID	:	I
Observation Date	:	2019-02-11T10:54:23
CCD Temperature	:	-273.15



File Name	:	**xkmta.20190211.049407.fits** # 40 / 262 #
Project ID	:	SITE
Image Type	:	OBJECT
Object Name	:	**IC180908Ane3**
RA	:	09:42:12.450
DEC	:	-01:04:30.10
Exposure Time	:	60
Airmass	:	1.83
Sidereal Time	:	06:17:21
Filter ID	:	I
Observation Date	:	2019-02-11T10:56:34
CCD Temperature	:	-273.15



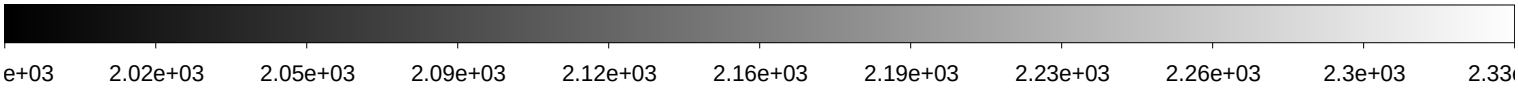

File Name	:	**xkmta.20190211.049408.fits** # 41 / 262 #
Project ID	:	SITE
Image Type	:	OBJECT
Object Name	:	**IC180908Anw1**
RA	:	09:34:19.020
DEC	:	-01:07:48.00
Exposure Time	:	60
Airmass	:	1.74
Sidereal Time	:	06:19:33
Filter ID	:	I
Observation Date	:	2019-02-11T10:58:46
CCD Temperature	:	-273.15



File Name	:	**xkmta.20190211.049409.fits** # 42 / 262 #
Project ID	:	SITE
Image Type	:	OBJECT
Object Name	:	**IC180908Anw2**
RA	:	09:34:25.960
DEC	:	-01:11:06.10
Exposure Time	:	60
Airmass	:	1.72
Sidereal Time	:	06:21:44
Filter ID	:	I
Observation Date	:	2019-02-11T11:00:45
CCD Temperature	:	-273.15



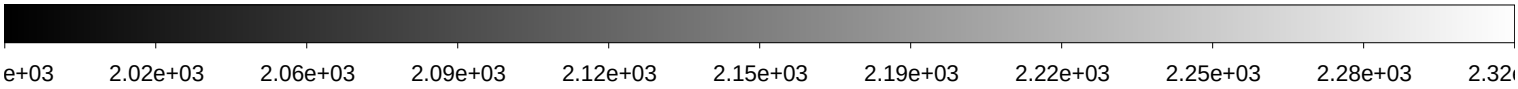

File Name	:	**xkmta.20190211.049410.fits** # 43 / 262 #
Project ID	:	SITE
Image Type	:	OBJECT
Object Name	:	**IC180908Anw3**
RA	:	09:34:12.100
DEC	:	-01:04:30.00
Exposure Time	:	60
Airmass	:	1.71
Sidereal Time	:	06:23:41
Filter ID	:	I
Observation Date	:	2019-02-11T11:02:42
CCD Temperature	:	-273.15



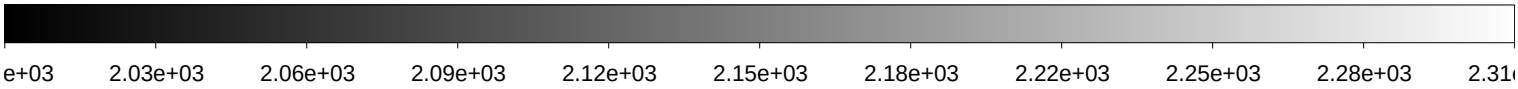

File Name	:	**xkmta.20190211.049411.fits** # 44 / 262 #
Project ID	:	SITE
Image Type	:	OBJECT
Object Name	:	**IC180908Ase1**
RA	:	09:42:19.380
DEC	:	-03:07:47.90
Exposure Time	:	60
Airmass	:	1.70
Sidereal Time	:	06:25:41
Filter ID	:	I
Observation Date	:	2019-02-11T11:04:53
CCD Temperature	:	-273.15



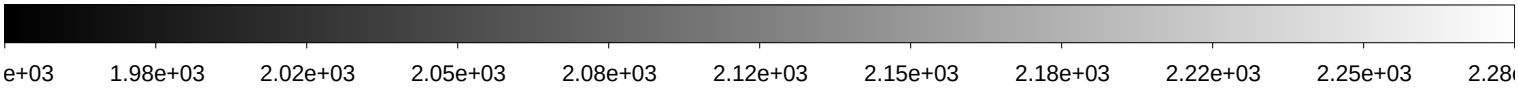

File Name	:	**xkmta.20190211.049412.fits** # 45 / 262 #
Project ID	:	SITE
Image Type	:	OBJECT
Object Name	:	**IC180908Ase2**
RA	:	09:42:26.390
DEC	:	-03:11:06.10
Exposure Time	:	60
Airmass	:	1.69
Sidereal Time	:	06:27:50
Filter ID	:	I
Observation Date	:	2019-02-11T11:07:03
CCD Temperature	:	-273.15



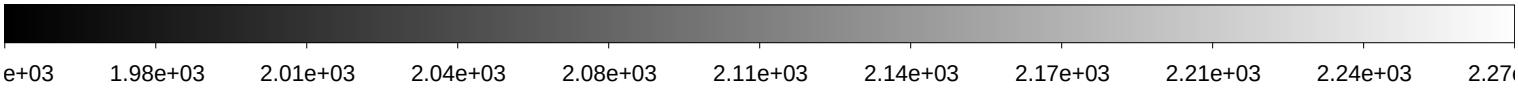

File Name	:	**xkmta.20190211.049413.fits** # 46 / 262 #
Project ID	:	SITE
Image Type	:	OBJECT
Object Name	:	**IC180908Ase3**
RA	:	09:42:12.450
DEC	:	-03:04:30.00
Exposure Time	:	60
Airmass	:	1.67
Sidereal Time	:	06:30:00
Filter ID	:	I
Observation Date	:	2019-02-11T11:09:12
CCD Temperature	:	-273.15



File Name	:	**xkmta.20190211.049414.fits** # 47 / 262 #
Project ID	:	SITE
Image Type	:	OBJECT
Object Name	:	**IC180908Asw1**
RA	:	09:34:19.040
DEC	:	-03:07:48.00
Exposure Time	:	60
Airmass	:	1.60
Sidereal Time	:	06:32:10
Filter ID	:	I
Observation Date	:	2019-02-11T11:11:09
CCD Temperature	:	-273.15



File Name	:	**xkmta.20190211.049415.fits** # 48 / 262 #
Project ID	:	SITE
Image Type	:	OBJECT
Object Name	:	**IC180908Asw2**
RA	:	09:34:25.970
DEC	:	-03:11:06.00
Exposure Time	:	60
Airmass	:	1.58
Sidereal Time	:	06:34:07
Filter ID	:	I
Observation Date	:	2019-02-11T11:13:18
CCD Temperature	:	-273.15



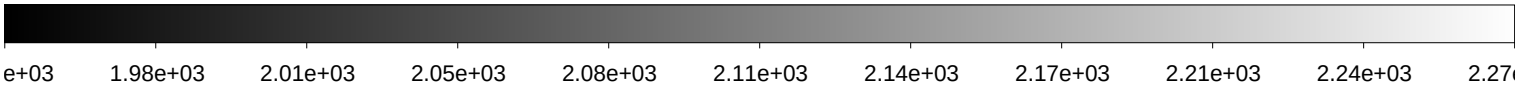

File Name	:	**xkmta.20190211.049416.fits** # 49 / 262 #
Project ID	:	SITE
Image Type	:	OBJECT
Object Name	:	**IC180908Asw3**
RA	:	09:34:12.100
DEC	:	-03:04:30.10
Exposure Time	:	60
Airmass	:	1.57
Sidereal Time	:	06:36:18
Filter ID	:	I
Observation Date	:	2019-02-11T11:15:16
CCD Temperature	:	-273.15



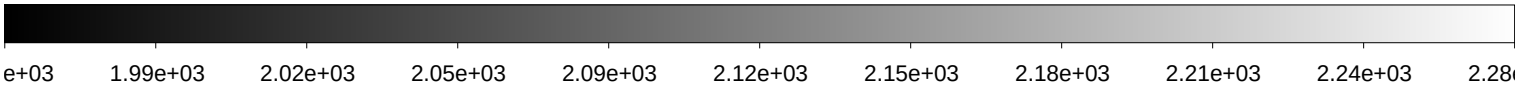

File Name	:	**xkmta.20190211.049417.fits** # 50 / 262 #
Project ID	:	SITE
Image Type	:	OBJECT
Object Name	:	**n3201se1_1**
RA	:	10:23:59.210
DEC	:	-46:32:13.10
Exposure Time	:	60
Airmass	:	1.43
Sidereal Time	:	06:38:31
Filter ID	:	B
Observation Date	:	2019-02-11T11:17:28
CCD Temperature	:	-273.15



File Name	:	**xkmta.20190211.049418.fits** # 51 / 262 #
Project ID	:	SITE
Image Type	:	OBJECT
Object Name	:	**n3201se1_1**
RA	:	10:23:59.210
DEC	:	-46:32:13.20
Exposure Time	:	60
Airmass	:	1.42
Sidereal Time	:	06:40:27
Filter ID	:	V
Observation Date	:	2019-02-11T11:19:37
CCD Temperature	:	-273.15



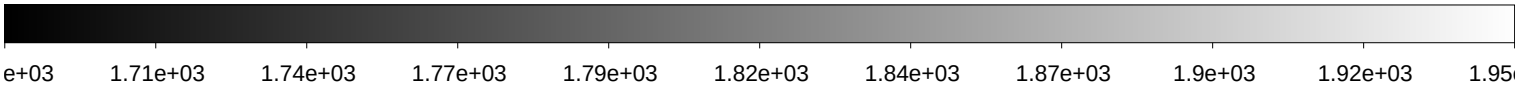

File Name	:	**xkmta.20190211.049419.fits** # 52 / 262 #
Project ID	:	SITE
Image Type	:	OBJECT
Object Name	:	**n3201se1_2**
RA	:	10:24:09.270
DEC	:	-46:35:31.10
Exposure Time	:	60
Airmass	:	1.41
Sidereal Time	:	06:42:37
Filter ID	:	B
Observation Date	:	2019-02-11T11:21:34
CCD Temperature	:	-273.15



File Name	:	**xkmta.20190211.049420.fits** # 53 / 262 #
Project ID	:	SITE
Image Type	:	OBJECT
Object Name	:	**n3201se1_2**
RA	:	10:24:09.260
DEC	:	-46:35:31.10
Exposure Time	:	60
Airmass	:	1.40
Sidereal Time	:	06:44:36
Filter ID	:	V
Observation Date	:	2019-02-11T11:23:45
CCD Temperature	:	-273.15



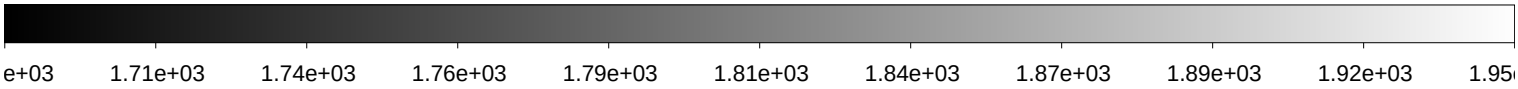

File Name	:	**xkmta.20190211.049421.fits** # 54 / 262 #
Project ID	:	SITE
Image Type	:	OBJECT
Object Name	:	**n3201se1_3**
RA	:	10:23:49.160
DEC	:	-46:28:55.20
Exposure Time	:	60
Airmass	:	1.39
Sidereal Time	:	06:46:47
Filter ID	:	B
Observation Date	:	2019-02-11T11:25:43
CCD Temperature	:	-273.15



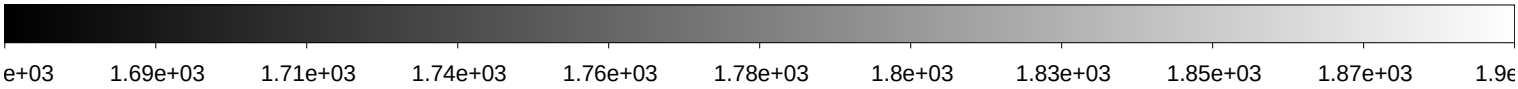

File Name	:	**xkmta.20190211.049422.fits** # 55 / 262 #
Project ID	:	SITE
Image Type	:	OBJECT
Object Name	:	**n3201se1_3**
RA	:	10:23:49.130
DEC	:	-46:28:55.20
Exposure Time	:	60
Airmass	:	1.38
Sidereal Time	:	06:48:50
Filter ID	:	V
Observation Date	:	2019-02-11T11:27:46
CCD Temperature	:	-273.15



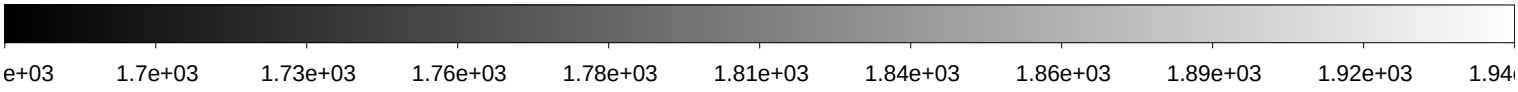

File Name	:	**xkmta.20190211.049423.fits** # 56 / 262 #
Project ID	:	SITE
Image Type	:	OBJECT
Object Name	:	**n3201se2_1**
RA	:	10:35:19.260
DEC	:	-47:06:53.80
Exposure Time	:	60
Airmass	:	1.42
Sidereal Time	:	06:50:46
Filter ID	:	B
Observation Date	:	2019-02-11T11:29:56
CCD Temperature	:	-273.15



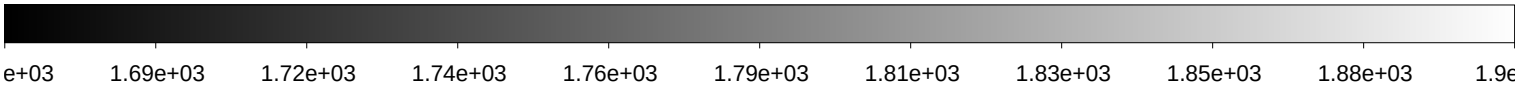

File Name	:	**xkmta.20190211.049424.fits** # 57 / 262 #
Project ID	:	SITE
Image Type	:	OBJECT
Object Name	:	**n3201se2_1**
RA	:	10:35:19.250
DEC	:	-47:06:54.00
Exposure Time	:	60
Airmass	:	1.41
Sidereal Time	:	06:52:56
Filter ID	:	V
Observation Date	:	2019-02-11T11:32:05
CCD Temperature	:	-273.15



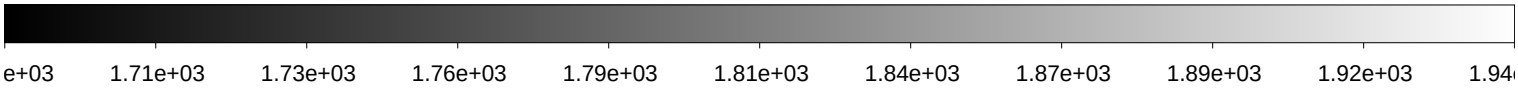

File Name	:	**xkmta.20190211.049425.fits** # 58 / 262 #
Project ID	:	SITE
Image Type	:	OBJECT
Object Name	:	**n3201se2_2**
RA	:	10:35:29.400
DEC	:	-47:10:11.90
Exposure Time	:	60
Airmass	:	1.41
Sidereal Time	:	06:55:06
Filter ID	:	B
Observation Date	:	2019-02-11T11:34:13
CCD Temperature	:	-273.15



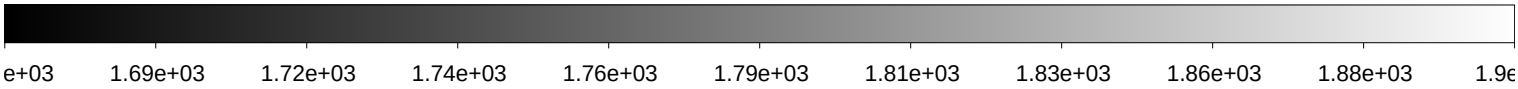

File Name	:	**xkmta.20190211.049426.fits** # 59 / 262 #
Project ID	:	SITE
Image Type	:	OBJECT
Object Name	:	**n3201se2_2**
RA	:	10:35:29.400
DEC	:	-47:10:12.00
Exposure Time	:	60
Airmass	:	1.40
Sidereal Time	:	06:57:17
Filter ID	:	V
Observation Date	:	2019-02-11T11:36:25
CCD Temperature	:	-273.15



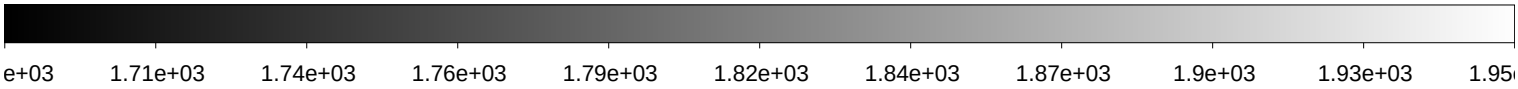

File Name	:	**xkmta.20190211.049427.fits** # 60 / 262 #
Project ID	:	SITE
Image Type	:	OBJECT
Object Name	:	**n3201se2_3**
RA	:	10:35:09.090
DEC	:	-47:03:35.90
Exposure Time	:	60
Airmass	:	1.39
Sidereal Time	:	06:59:28
Filter ID	:	B
Observation Date	:	2019-02-11T11:38:22
CCD Temperature	:	-273.15



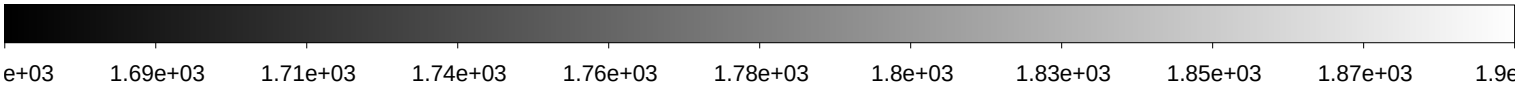

File Name	:	**xkmta.20190211.049428.fits** # 61 / 262 #
Project ID	:	SITE
Image Type	:	OBJECT
Object Name	:	**n3201se2_3**
RA	:	10:35:09.080
DEC	:	-47:03:36.00
Exposure Time	:	60
Airmass	:	1.38
Sidereal Time	:	07:01:29
Filter ID	:	V
Observation Date	:	2019-02-11T11:40:22
CCD Temperature	:	-273.15



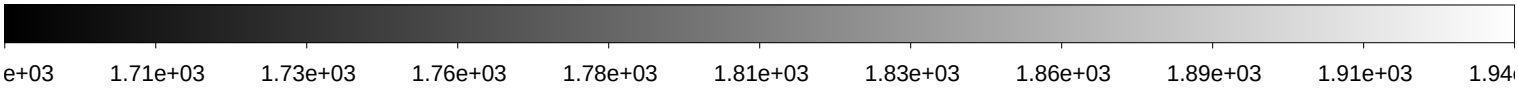

File Name	:	**xkmta.20190211.049429.fits** # 62 / 262 #
Project ID	:	SITE
Image Type	:	OBJECT
Object Name	:	**n3201nw1_1**
RA	:	10:11:12.820
DEC	:	-46:16:58.70
Exposure Time	:	60
Airmass	:	1.29
Sidereal Time	:	07:03:25
Filter ID	:	B
Observation Date	:	2019-02-11T11:42:19
CCD Temperature	:	-273.15



File Name	:	**xkmta.20190211.049430.fits** # 63 / 262 #
Project ID	:	SITE
Image Type	:	OBJECT
Object Name	:	**n3201nw1_1**
RA	:	10:11:12.810
DEC	:	-46:16:58.80
Exposure Time	:	60
Airmass	:	1.28
Sidereal Time	:	07:05:26
Filter ID	:	V
Observation Date	:	2019-02-11T11:44:32
CCD Temperature	:	-273.15



File Name	:	**xkmta.20190211.049431.fits** # 64 / 262 #
Project ID	:	SITE
Image Type	:	OBJECT
Object Name	:	**n3201nw1_2**
RA	:	10:11:22.830
DEC	:	-46:20:16.70
Exposure Time	:	60
Airmass	:	1.28
Sidereal Time	:	07:07:36
Filter ID	:	B
Observation Date	:	2019-02-11T11:46:29
CCD Temperature	:	-273.15



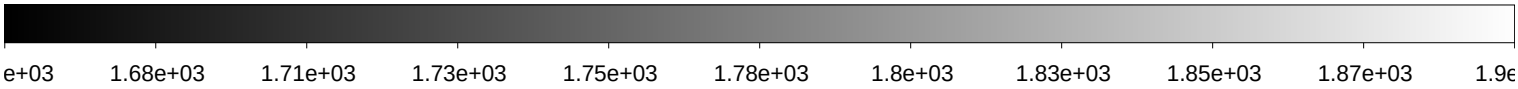

File Name	:	**xkmta.20190211.049432.fits** # 65 / 262 #
Project ID	:	SITE
Image Type	:	OBJECT
Object Name	:	**n3201nw1_2**
RA	:	10:11:22.800
DEC	:	-46:20:16.80
Exposure Time	:	60
Airmass	:	1.27
Sidereal Time	:	07:09:31
Filter ID	:	V
Observation Date	:	2019-02-11T11:48:37
CCD Temperature	:	-273.15



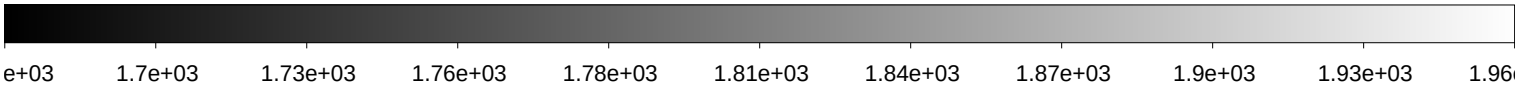

File Name	:	**xkmta.20190211.049433.fits** # 66 / 262 #
Project ID	:	SITE
Image Type	:	OBJECT
Object Name	:	**n3201nw1_3**
RA	:	10:11:02.780
DEC	:	-46:13:40.70
Exposure Time	:	60
Airmass	:	1.26
Sidereal Time	:	07:11:45
Filter ID	:	B
Observation Date	:	2019-02-11T11:50:49
CCD Temperature	:	-273.15



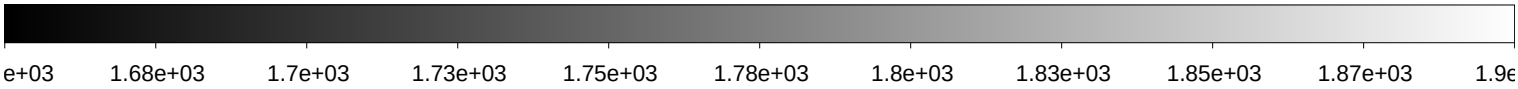

File Name	:	**xkmta.20190211.049434.fits** # 67 / 262 #
Project ID	:	SITE
Image Type	:	OBJECT
Object Name	:	**n3201nw1_3**
RA	:	10:11:02.780
DEC	:	-46:13:40.70
Exposure Time	:	60
Airmass	:	1.26
Sidereal Time	:	07:13:56
Filter ID	:	V
Observation Date	:	2019-02-11T11:53:01
CCD Temperature	:	-273.15



File Name	:	**xkmta.20190211.049435.fits** # 68 / 262 #
Project ID	:	SITE
Image Type	:	OBJECT
Object Name	:	**n3201nw2_1**
RA	:	09:59:52.780
DEC	:	-45:42:17.90
Exposure Time	:	60
Airmass	:	1.22
Sidereal Time	:	07:16:08
Filter ID	:	B
Observation Date	:	2019-02-11T11:55:13
CCD Temperature	:	-273.15



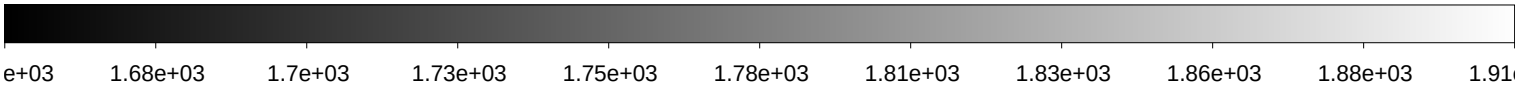

File Name	:	**xkmta.20190211.049436.fits** # 69 / 262 #
Project ID	:	SITE
Image Type	:	OBJECT
Object Name	:	**n3201nw2_1**
RA	:	09:59:52.770
DEC	:	-45:42:18.00
Exposure Time	:	60
Airmass	:	1.21
Sidereal Time	:	07:18:19
Filter ID	:	V
Observation Date	:	2019-02-11T11:57:23
CCD Temperature	:	-273.15



File Name	:	**xkmta.20190211.049437.fits** # 70 / 262 #
Project ID	:	SITE
Image Type	:	OBJECT
Object Name	:	**n3201nw2_2**
RA	:	10:00:02.690
DEC	:	-45:45:35.90
Exposure Time	:	60
Airmass	:	1.21
Sidereal Time	:	07:20:32
Filter ID	:	B
Observation Date	:	2019-02-11T11:59:24
CCD Temperature	:	-273.15



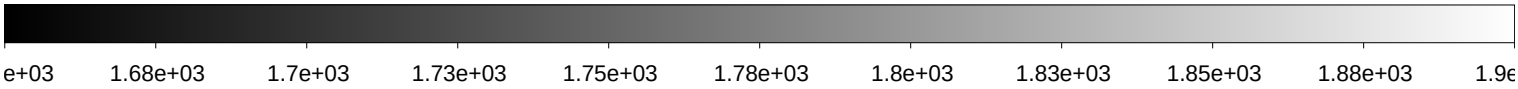

File Name	:	**xkmta.20190211.049438.fits** # 71 / 262 #
Project ID	:	SITE
Image Type	:	OBJECT
Object Name	:	**n3201nw2_2**
RA	:	10:00:02.680
DEC	:	-45:45:35.90
Exposure Time	:	60
Airmass	:	1.20
Sidereal Time	:	07:22:29
Filter ID	:	V
Observation Date	:	2019-02-11T12:01:33
CCD Temperature	:	-273.15



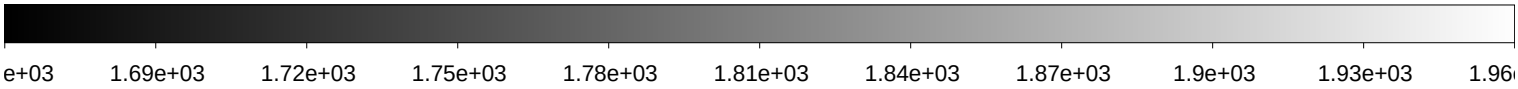

File Name	:	**xkmta.20190211.049439.fits** # 72 / 262 #
Project ID	:	SITE
Image Type	:	OBJECT
Object Name	:	**n3201nw2_3**
RA	:	09:59:42.860
DEC	:	-45:39:00.90
Exposure Time	:	60
Airmass	:	1.20
Sidereal Time	:	07:24:43
Filter ID	:	B
Observation Date	:	2019-02-11T12:03:33
CCD Temperature	:	-273.15



File Name	:	**xkmta.20190211.049440.fits** # 73 / 262 #
Project ID	:	SITE
Image Type	:	OBJECT
Object Name	:	**n3201nw2_3**
RA	:	09:59:42.870
DEC	:	-45:38:59.80
Exposure Time	:	60
Airmass	:	1.19
Sidereal Time	:	07:26:45
Filter ID	:	V
Observation Date	:	2019-02-11T12:05:34
CCD Temperature	:	-273.15



File Name	:	**xkmta.20190211.049441.fits** # 74 / 262 #
Project ID	:	SITE
Image Type	:	OBJECT
Object Name	:	**n3201se1_1**
RA	:	10:23:59.230
DEC	:	-46:32:13.10
Exposure Time	:	60
Airmass	:	1.25
Sidereal Time	:	07:30:15
Filter ID	:	B
Observation Date	:	2019-02-11T12:09:04
CCD Temperature	:	-273.15



File Name	:	**xkmta.20190211.049442.fits** # 75 / 262 #
Project ID	:	SITE
Image Type	:	OBJECT
Object Name	:	**n3201se1_1**
RA	:	10:23:59.210
DEC	:	-46:32:13.20
Exposure Time	:	60
Airmass	:	1.24
Sidereal Time	:	07:32:12
Filter ID	:	V
Observation Date	:	2019-02-11T12:11:14
CCD Temperature	:	-273.15



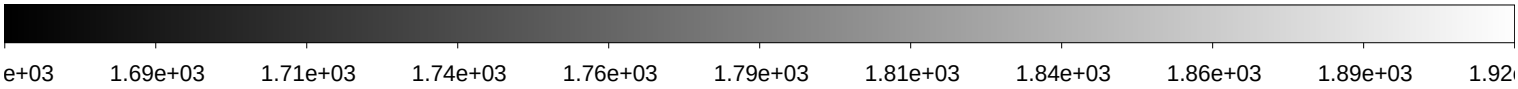

File Name	:	**xkmta.20190211.049443.fits** # 76 / 262 #
Project ID	:	SITE
Image Type	:	OBJECT
Object Name	:	**n3201se1_2**
RA	:	10:24:09.280
DEC	:	-46:35:31.10
Exposure Time	:	60
Airmass	:	1.24
Sidereal Time	:	07:34:26
Filter ID	:	B
Observation Date	:	2019-02-11T12:13:27
CCD Temperature	:	-273.15



File Name	:	**xkmta.20190211.049444.fits** # 77 / 262 #
Project ID	:	SITE
Image Type	:	OBJECT
Object Name	:	**n3201se1_2**
RA	:	10:24:09.270
DEC	:	-46:35:31.20
Exposure Time	:	60
Airmass	:	1.23
Sidereal Time	:	07:36:35
Filter ID	:	V
Observation Date	:	2019-02-11T12:15:23
CCD Temperature	:	-273.15



File Name	:	**xkmta.20190211.049445.fits** # 78 / 262 #
Project ID	:	SITE
Image Type	:	OBJECT
Object Name	:	**n3201se1_3**
RA	:	10:23:49.150
DEC	:	-46:28:55.20
Exposure Time	:	60
Airmass	:	1.22
Sidereal Time	:	07:38:34
Filter ID	:	B
Observation Date	:	2019-02-11T12:17:35
CCD Temperature	:	-273.15



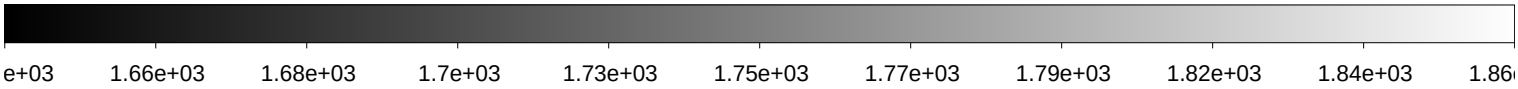

File Name	:	**xkmta.20190211.049446.fits** # 79 / 262 #
Project ID	:	SITE
Image Type	:	OBJECT
Object Name	:	**n3201se1_3**
RA	:	10:23:49.140
DEC	:	-46:28:55.10
Exposure Time	:	60
Airmass	:	1.22
Sidereal Time	:	07:40:44
Filter ID	:	V
Observation Date	:	2019-02-11T12:19:31
CCD Temperature	:	-273.15



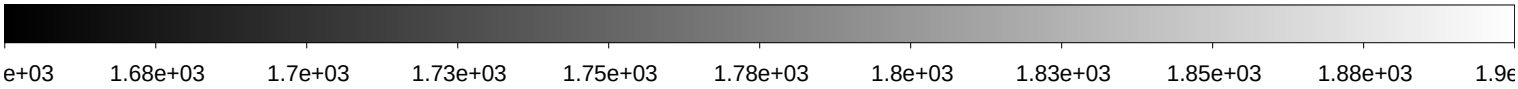

File Name	:	**xkmta.20190211.049447.fits** # 80 / 262 #
Project ID	:	SITE
Image Type	:	OBJECT
Object Name	:	**n3201se2_1**
RA	:	10:35:19.260
DEC	:	-47:06:53.90
Exposure Time	:	60
Airmass	:	1.25
Sidereal Time	:	07:42:42
Filter ID	:	B
Observation Date	:	2019-02-11T12:21:30
CCD Temperature	:	-273.15



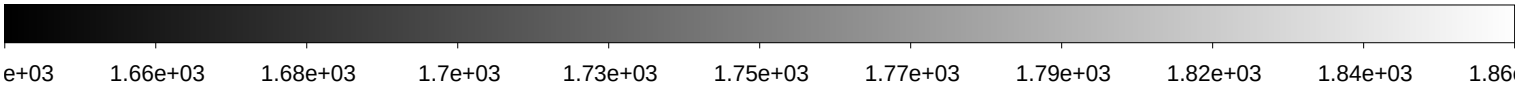

File Name	:	**xkmta.20190211.049448.fits** # 81 / 262 #
Project ID	:	SITE
Image Type	:	OBJECT
Object Name	:	**n3201se2_1**
RA	:	10:35:19.260
DEC	:	-47:06:54.00
Exposure Time	:	60
Airmass	:	1.24
Sidereal Time	:	07:44:40
Filter ID	:	V
Observation Date	:	2019-02-11T12:23:39
CCD Temperature	:	-273.15









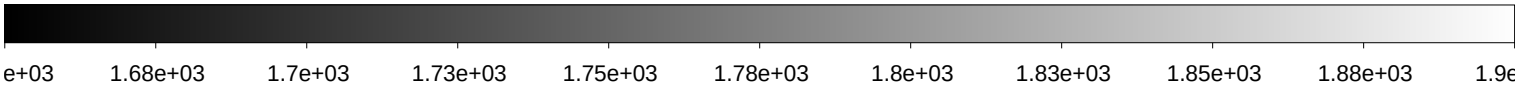

File Name	:	**xkmta.20190211.049449.fits** # 82 / 262 #
Project ID	:	SITE
Image Type	:	OBJECT
Object Name	:	**n3201se2_2**
RA	:	10:35:29.430
DEC	:	-47:10:11.90
Exposure Time	:	60
Airmass	:	1.24
Sidereal Time	:	07:46:49
Filter ID	:	B
Observation Date	:	2019-02-11T12:25:49
CCD Temperature	:	-273.15



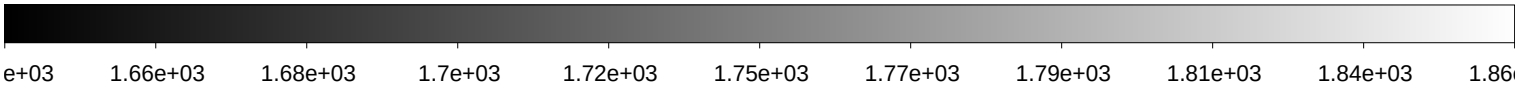

File Name	:	**xkmta.20190211.049450.fits** # 83 / 262 #
Project ID	:	SITE
Image Type	:	OBJECT
Object Name	:	**n3201se2_2**
RA	:	10:35:29.410
DEC	:	-47:10:12.00
Exposure Time	:	60
Airmass	:	1.23
Sidereal Time	:	07:49:00
Filter ID	:	V
Observation Date	:	2019-02-11T12:27:46
CCD Temperature	:	-273.15



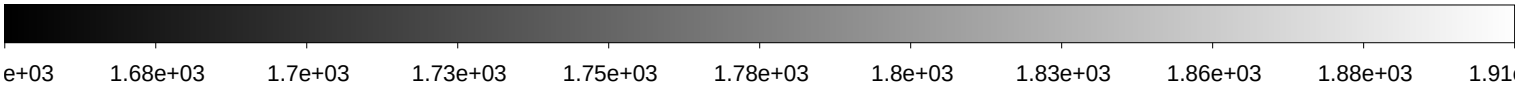

File Name	:	**xkmta.20190211.049451.fits** # 84 / 262 #
Project ID	:	SITE
Image Type	:	OBJECT
Object Name	:	**n3201se2_3**
RA	:	10:35:09.090
DEC	:	-47:03:36.00
Exposure Time	:	60
Airmass	:	1.22
Sidereal Time	:	07:51:05
Filter ID	:	B
Observation Date	:	2019-02-11T12:29:50
CCD Temperature	:	-273.15



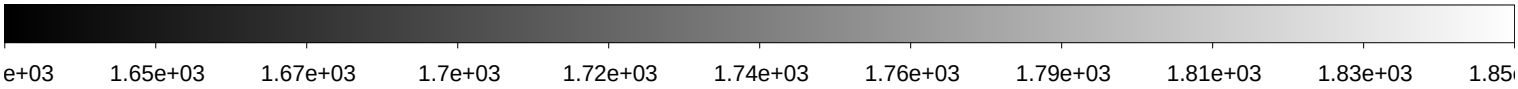

File Name	:	**xkmta.20190211.049452.fits** # 85 / 262 #
Project ID	:	SITE
Image Type	:	OBJECT
Object Name	:	**n3201se2_3**
RA	:	10:35:09.080
DEC	:	-47:03:36.00
Exposure Time	:	60
Airmass	:	1.22
Sidereal Time	:	07:53:06
Filter ID	:	V
Observation Date	:	2019-02-11T12:31:52
CCD Temperature	:	-273.15



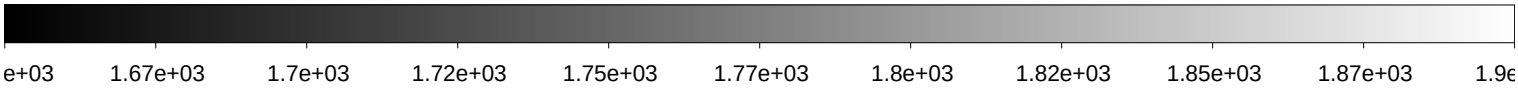

File Name	:	**xkmta.20190211.049453.fits** # 86 / 262 #
Project ID	:	SITE
Image Type	:	OBJECT
Object Name	:	**n3201nw1_1**
RA	:	10:11:12.810
DEC	:	-46:16:58.70
Exposure Time	:	60
Airmass	:	1.16
Sidereal Time	:	07:55:04
Filter ID	:	B
Observation Date	:	2019-02-11T12:34:02
CCD Temperature	:	-273.15



File Name	:	**xkmta.20190211.049454.fits** # 87 / 262 #
Project ID	:	SITE
Image Type	:	OBJECT
Object Name	:	**n3201nw1_1**
RA	:	10:11:12.810
DEC	:	-46:16:58.80
Exposure Time	:	60
Airmass	:	1.15
Sidereal Time	:	07:57:18
Filter ID	:	V
Observation Date	:	2019-02-11T12:36:02
CCD Temperature	:	-273.15



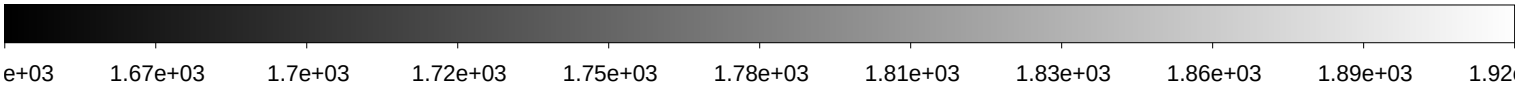

File Name	:	**xkmta.20190211.049455.fits** # 88 / 262 #
Project ID	:	SITE
Image Type	:	OBJECT
Object Name	:	**n3201nw1_2**
RA	:	10:11:22.820
DEC	:	-46:20:16.70
Exposure Time	:	60
Airmass	:	1.15
Sidereal Time	:	07:59:15
Filter ID	:	B
Observation Date	:	2019-02-11T12:38:12
CCD Temperature	:	-273.15



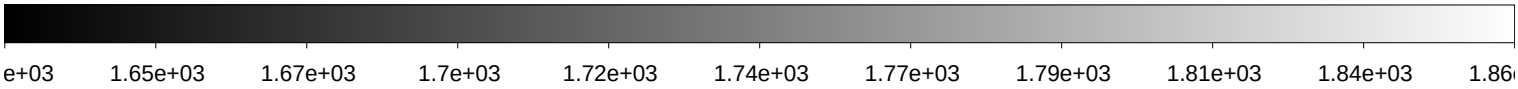

File Name	:	**xkmta.20190211.049456.fits** # 89 / 262 #
Project ID	:	SITE
Image Type	:	OBJECT
Object Name	:	**n3201nw1_2**
RA	:	10:11:22.830
DEC	:	-46:20:16.80
Exposure Time	:	60
Airmass	:	1.15
Sidereal Time	:	08:01:26
Filter ID	:	V
Observation Date	:	2019-02-11T12:40:22
CCD Temperature	:	-273.15



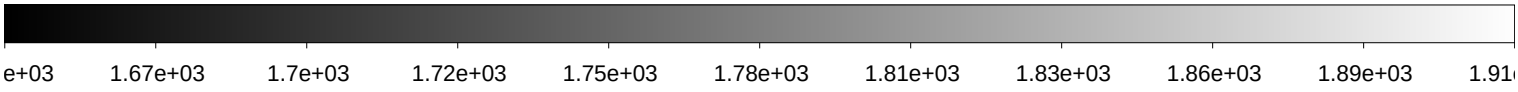

File Name	:	**xkmta.20190211.049457.fits** # 90 / 262 #
Project ID	:	SITE
Image Type	:	OBJECT
Object Name	:	**n3201nw1_3**
RA	:	10:11:02.820
DEC	:	-46:13:40.70
Exposure Time	:	60
Airmass	:	1.14
Sidereal Time	:	08:03:36
Filter ID	:	B
Observation Date	:	2019-02-11T12:42:32
CCD Temperature	:	-273.15



File Name	:	**xkmta.20190211.049458.fits** # 91 / 262 #
Project ID	:	SITE
Image Type	:	OBJECT
Object Name	:	**n3201nw1_3**
RA	:	10:11:02.800
DEC	:	-46:13:40.80
Exposure Time	:	60
Airmass	:	1.14
Sidereal Time	:	08:05:45
Filter ID	:	V
Observation Date	:	2019-02-11T12:44:41
CCD Temperature	:	-273.15



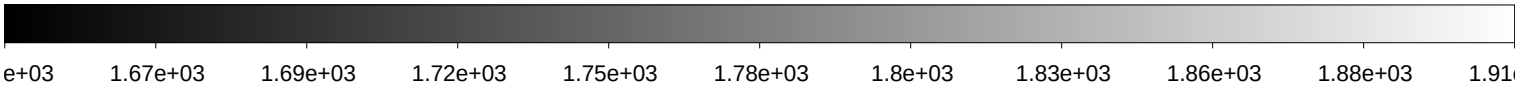

File Name	:	**xkmta.20190211.049459.fits** # 92 / 262 #
Project ID	:	SITE
Image Type	:	OBJECT
Object Name	:	**n3201nw2_1**
RA	:	09:59:52.780
DEC	:	-45:42:17.90
Exposure Time	:	60
Airmass	:	1.12
Sidereal Time	:	08:07:56
Filter ID	:	B
Observation Date	:	2019-02-11T12:46:51
CCD Temperature	:	-273.15



File Name	:	**xkmta.20190211.049460.fits** # 93 / 262 #
Project ID	:	SITE
Image Type	:	OBJECT
Object Name	:	**n3201nw2_1**
RA	:	09:59:52.760
DEC	:	-45:42:18.00
Exposure Time	:	60
Airmass	:	1.11
Sidereal Time	:	08:10:11
Filter ID	:	V
Observation Date	:	2019-02-11T12:48:53
CCD Temperature	:	-273.15



File Name	:	**xkmta.20190211.049461.fits** # 94 / 262 #
Project ID	:	SITE
Image Type	:	OBJECT
Object Name	:	**n3201nw2_2**
RA	:	10:00:02.690
DEC	:	-45:45:36.00
Exposure Time	:	60
Airmass	:	1.11
Sidereal Time	:	08:12:09
Filter ID	:	B
Observation Date	:	2019-02-11T12:51:04
CCD Temperature	:	-273.15



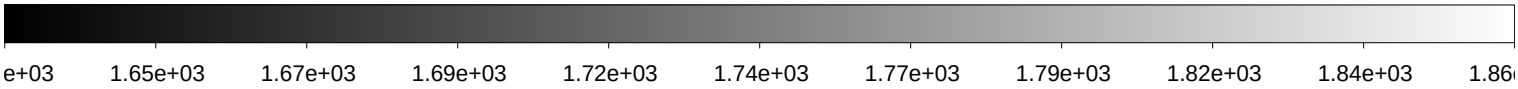

File Name	:	**xkmta.20190211.049462.fits** # 95 / 262 #
Project ID	:	SITE
Image Type	:	OBJECT
Object Name	:	**n3201nw2_2**
RA	:	10:00:02.680
DEC	:	-45:45:36.00
Exposure Time	:	60
Airmass	:	1.11
Sidereal Time	:	08:14:21
Filter ID	:	V
Observation Date	:	2019-02-11T12:53:15
CCD Temperature	:	-273.15



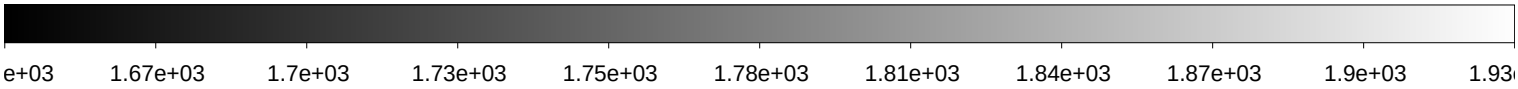

File Name	:	**xkmta.20190211.049463.fits** # 96 / 262 #
Project ID	:	SITE
Image Type	:	OBJECT
Object Name	:	**n3201nw2_3**
RA	:	09:59:42.860
DEC	:	-45:38:59.90
Exposure Time	:	60
Airmass	:	1.10
Sidereal Time	:	08:16:34
Filter ID	:	B
Observation Date	:	2019-02-11T12:55:16
CCD Temperature	:	-273.15



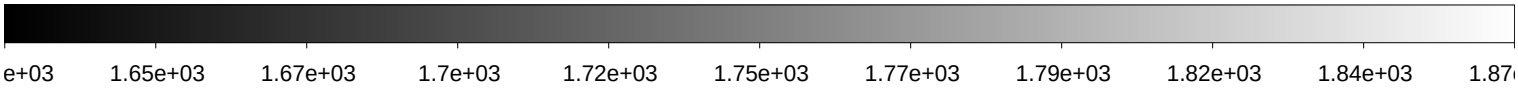

File Name	:	**xkmta.20190211.049464.fits** # 97 / 262 #
Project ID	:	SITE
Image Type	:	OBJECT
Object Name	:	**n3201nw2_3**
RA	:	09:59:42.860
DEC	:	-45:38:59.90
Exposure Time	:	60
Airmass	:	1.10
Sidereal Time	:	08:18:32
Filter ID	:	V
Observation Date	:	2019-02-11T12:57:13
CCD Temperature	:	-273.15



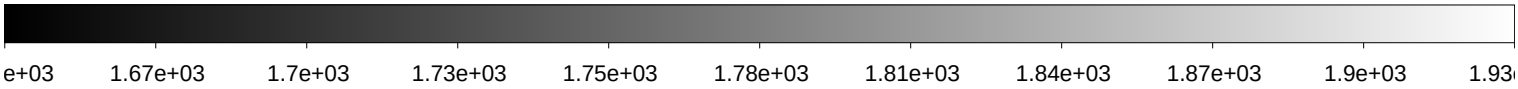

File Name	:	**xkmta.20190211.049465.fits** # 98 / 262 #
Project ID	:	SITE
Image Type	:	OBJECT
Object Name	:	**IC180908Ane1**
RA	:	09:42:19.390
DEC	:	-01:07:47.90
Exposure Time	:	60
Airmass	:	1.23
Sidereal Time	:	08:20:48
Filter ID	:	I
Observation Date	:	2019-02-11T12:59:29
CCD Temperature	:	-273.15



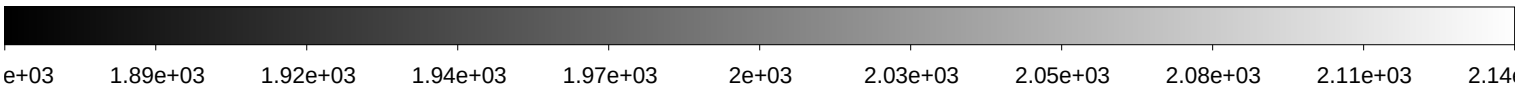

File Name	:	**xkmta.20190211.049466.fits** # 99 / 262 #
Project ID	:	SITE
Image Type	:	OBJECT
Object Name	:	**IC180908Ane2**
RA	:	09:42:26.290
DEC	:	-01:11:06.00
Exposure Time	:	60
Airmass	:	1.23
Sidereal Time	:	08:22:45
Filter ID	:	I
Observation Date	:	2019-02-11T13:01:25
CCD Temperature	:	-273.15



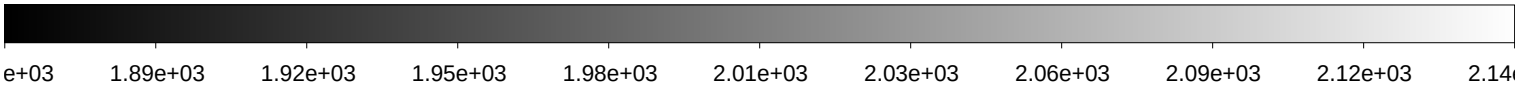

File Name	:	**xkmta.20190211.049467.fits** # 100 / 262 #
Project ID	:	SITE
Image Type	:	OBJECT
Object Name	:	**IC180908Ane3**
RA	:	09:42:12.450
DEC	:	-01:04:30.00
Exposure Time	:	60
Airmass	:	1.22
Sidereal Time	:	08:24:42
Filter ID	:	I
Observation Date	:	2019-02-11T13:03:22
CCD Temperature	:	-273.15



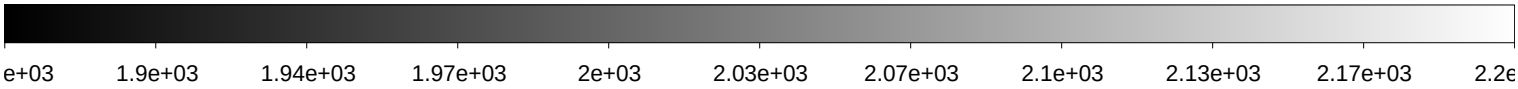

File Name	:	**xkmta.20190211.049468.fits** # 101 / 262 #
Project ID	:	SITE
Image Type	:	OBJECT
Object Name	:	**IC180908Anw1**
RA	:	09:34:19.040
DEC	:	-01:07:48.00
Exposure Time	:	60
Airmass	:	1.21
Sidereal Time	:	08:26:47
Filter ID	:	I
Observation Date	:	2019-02-11T13:05:28
CCD Temperature	:	-273.15



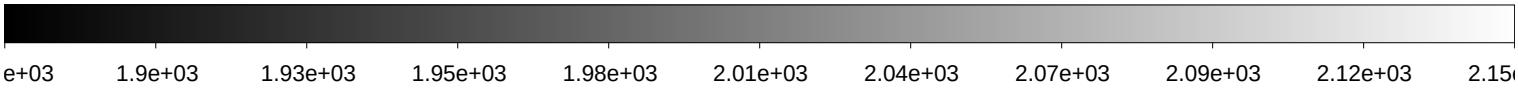

File Name	:	**xkmta.20190211.049469.fits** # 102 / 262 #
Project ID	:	SITE
Image Type	:	OBJECT
Object Name	:	**IC180908Anw2**
RA	:	09:34:25.970
DEC	:	-01:11:06.00
Exposure Time	:	60
Airmass	:	1.20
Sidereal Time	:	08:28:45
Filter ID	:	I
Observation Date	:	2019-02-11T13:07:37
CCD Temperature	:	-273.15



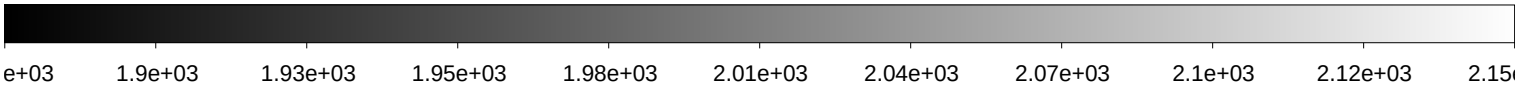

File Name	:	**xkmta.20190211.049470.fits** # 103 / 262 #
Project ID	:	SITE
Image Type	:	OBJECT
Object Name	:	**IC180908Anw3**
RA	:	09:34:12.110
DEC	:	-01:04:30.00
Exposure Time	:	60
Airmass	:	1.20
Sidereal Time	:	08:31:00
Filter ID	:	I
Observation Date	:	2019-02-11T13:09:40
CCD Temperature	:	-273.15



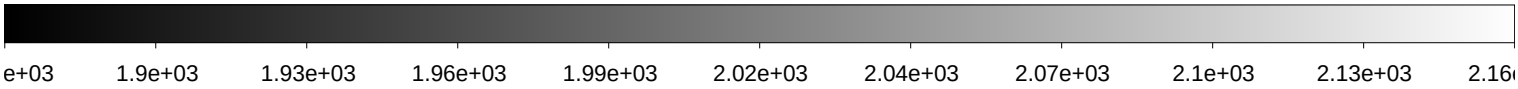

File Name	:	**xkmta.20190211.049471.fits** # 104 / 262 #
Project ID	:	SITE
Image Type	:	OBJECT
Object Name	:	**IC180908Ase1**
RA	:	09:42:19.380
DEC	:	-03:07:48.00
Exposure Time	:	60
Airmass	:	1.18
Sidereal Time	:	08:32:59
Filter ID	:	I
Observation Date	:	2019-02-11T13:11:51
CCD Temperature	:	-273.15



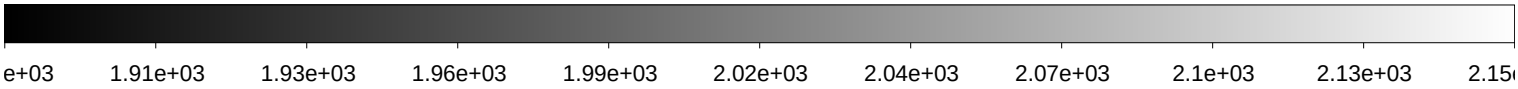

File Name	:	**xkmta.20190211.049472.fits** # 105 / 262 #
Project ID	:	SITE
Image Type	:	OBJECT
Object Name	:	**IC180908Ase2**
RA	:	09:42:26.300
DEC	:	-03:11:06.00
Exposure Time	:	60
Airmass	:	1.18
Sidereal Time	:	08:35:09
Filter ID	:	I
Observation Date	:	2019-02-11T13:13:47
CCD Temperature	:	-273.15



File Name	:	**xkmta.20190211.049473.fits** # 106 / 262 #
Project ID	:	SITE
Image Type	:	OBJECT
Object Name	:	**IC180908Ase3**
RA	:	09:42:12.440
DEC	:	-03:04:30.20
Exposure Time	:	60
Airmass	:	1.18
Sidereal Time	:	08:37:09
Filter ID	:	I
Observation Date	:	2019-02-11T13:15:47
CCD Temperature	:	-273.15



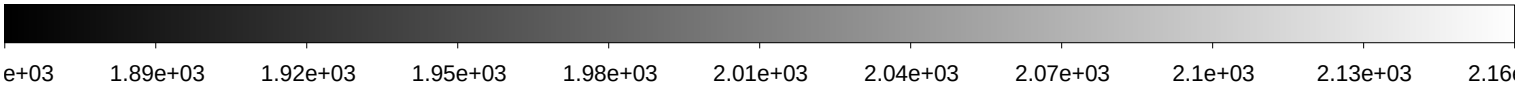

File Name	:	**xkmta.20190211.049474.fits** # 107 / 262 #
Project ID	:	SITE
Image Type	:	OBJECT
Object Name	:	**IC180908Asw1**
RA	:	09:34:19.030
DEC	:	-03:07:48.00
Exposure Time	:	60
Airmass	:	1.16
Sidereal Time	:	08:39:05
Filter ID	:	I
Observation Date	:	2019-02-11T13:17:56
CCD Temperature	:	-273.15



File Name	:	**xkmta.20190211.049475.fits** # 108 / 262 #
Project ID	:	SITE
Image Type	:	OBJECT
Object Name	:	**IC180908Asw2**
RA	:	09:34:25.970
DEC	:	-03:11:05.90
Exposure Time	:	60
Airmass	:	1.16
Sidereal Time	:	08:41:14
Filter ID	:	I
Observation Date	:	2019-02-11T13:20:05
CCD Temperature	:	-273.15



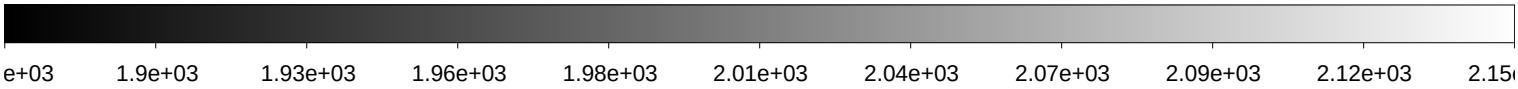

File Name	:	**xkmta.20190211.049476.fits** # 109 / 262 #
Project ID	:	SITE
Image Type	:	OBJECT
Object Name	:	**IC180908Asw3**
RA	:	09:34:12.110
DEC	:	-03:04:29.90
Exposure Time	:	60
Airmass	:	1.16
Sidereal Time	:	08:43:28
Filter ID	:	I
Observation Date	:	2019-02-11T13:22:06
CCD Temperature	:	-273.15



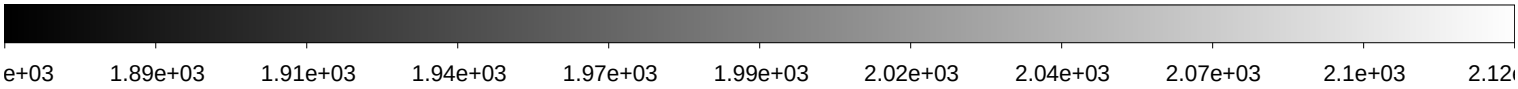

File Name	:	**xkmta.20190211.049477.fits** # 110 / 262 #
Project ID	:	SITE
Image Type	:	OBJECT
Object Name	:	**n3201se1_1**
RA	:	10:23:59.230
DEC	:	-46:32:13.10
Exposure Time	:	60
Airmass	:	1.10
Sidereal Time	:	08:45:43
Filter ID	:	B
Observation Date	:	2019-02-11T13:24:20
CCD Temperature	:	-273.15



File Name	:	**xkmta.20190211.049478.fits** # 111 / 262 #
Project ID	:	SITE
Image Type	:	OBJECT
Object Name	:	**n3201se1_1**
RA	:	10:23:59.200
DEC	:	-46:32:13.10
Exposure Time	:	60
Airmass	:	1.10
Sidereal Time	:	08:47:40
Filter ID	:	V
Observation Date	:	2019-02-11T13:26:30
CCD Temperature	:	-273.15



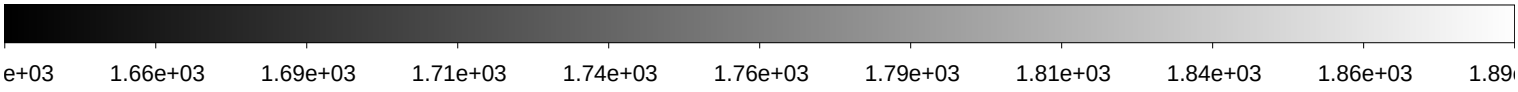

File Name	:	**xkmta.20190211.049479.fits** # 112 / 262 #
Project ID	:	SITE
Image Type	:	OBJECT
Object Name	:	**n3201se1_2**
RA	:	10:24:09.290
DEC	:	-46:35:31.10
Exposure Time	:	60
Airmass	:	1.09
Sidereal Time	:	08:49:49
Filter ID	:	B
Observation Date	:	2019-02-11T13:28:26
CCD Temperature	:	-273.15



File Name	:	**xkmta.20190211.049480.fits** # 113 / 262 #
Project ID	:	SITE
Image Type	:	OBJECT
Object Name	:	**n3201se1_2**
RA	:	10:24:09.270
DEC	:	-46:35:31.20
Exposure Time	:	60
Airmass	:	1.09
Sidereal Time	:	08:51:48
Filter ID	:	V
Observation Date	:	2019-02-11T13:30:24
CCD Temperature	:	-273.15



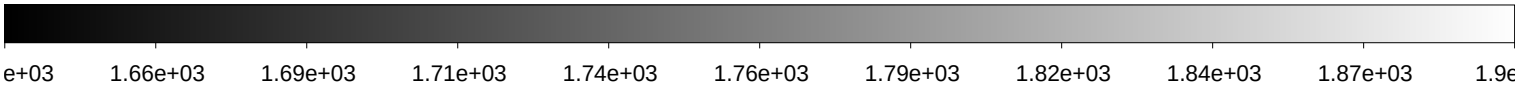

File Name	:	**xkmta.20190211.049481.fits** # 114 / 262 #
Project ID	:	SITE
Image Type	:	OBJECT
Object Name	:	**n3201se1_3**
RA	:	10:23:49.160
DEC	:	-46:28:55.10
Exposure Time	:	60
Airmass	:	1.09
Sidereal Time	:	08:53:48
Filter ID	:	B
Observation Date	:	2019-02-11T13:32:23
CCD Temperature	:	-273.15



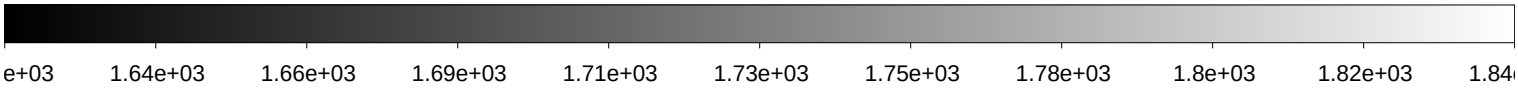

File Name	:	**xkmta.20190211.049482.fits** # 115 / 262 #
Project ID	:	SITE
Image Type	:	OBJECT
Object Name	:	**n3201se1_3**
RA	:	10:23:49.150
DEC	:	-46:28:55.10
Exposure Time	:	60
Airmass	:	1.09
Sidereal Time	:	08:55:45
Filter ID	:	V
Observation Date	:	2019-02-11T13:34:33
CCD Temperature	:	-273.15



File Name	:	**xkmta.20190211.049483.fits** # 116 / 262 #
Project ID	:	SITE
Image Type	:	OBJECT
Object Name	:	**n3201se2_1**
RA	:	10:35:19.260
DEC	:	-47:06:53.80
Exposure Time	:	60
Airmass	:	1.10
Sidereal Time	:	08:57:56
Filter ID	:	B
Observation Date	:	2019-02-11T13:36:32
CCD Temperature	:	-273.15



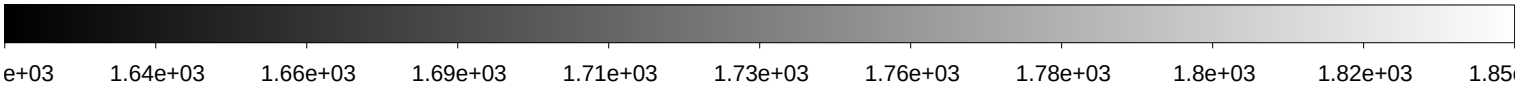

File Name	:	**xkmta.20190211.049484.fits** # 117 / 262 #
Project ID	:	SITE
Image Type	:	OBJECT
Object Name	:	**n3201se2_1**
RA	:	10:35:19.240
DEC	:	-47:06:53.90
Exposure Time	:	60
Airmass	:	1.10
Sidereal Time	:	08:59:55
Filter ID	:	V
Observation Date	:	2019-02-11T13:38:42
CCD Temperature	:	-273.15



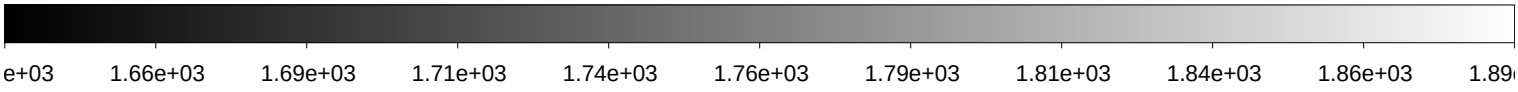

File Name	:	**xkmta.20190211.049485.fits** # 118 / 262 #
Project ID	:	SITE
Image Type	:	OBJECT
Object Name	:	**n3201se2_2**
RA	:	10:35:29.430
DEC	:	-47:10:11.90
Exposure Time	:	60
Airmass	:	1.10
Sidereal Time	:	09:02:10
Filter ID	:	B
Observation Date	:	2019-02-11T13:40:44
CCD Temperature	:	-273.15



File Name	:	**xkmta.20190211.049486.fits** # 119 / 262 #
Project ID	:	SITE
Image Type	:	OBJECT
Object Name	:	**n3201se2_2**
RA	:	10:35:29.430
DEC	:	-47:10:11.90
Exposure Time	:	60
Airmass	:	1.09
Sidereal Time	:	09:04:12
Filter ID	:	V
Observation Date	:	2019-02-11T13:42:46
CCD Temperature	:	-273.15









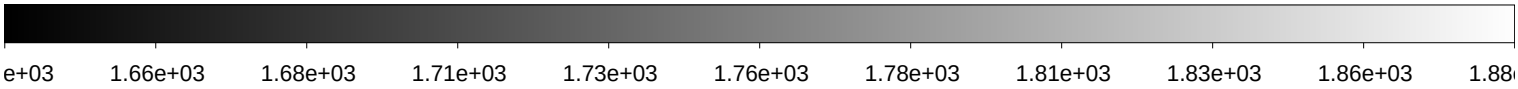

File Name	:	**xkmta.20190211.049487.fits** # 120 / 262 #
Project ID	:	SITE
Image Type	:	OBJECT
Object Name	:	**n3201se2_3**
RA	:	10:35:09.090
DEC	:	-47:03:35.90
Exposure Time	:	60
Airmass	:	1.09
Sidereal Time	:	09:06:17
Filter ID	:	B
Observation Date	:	2019-02-11T13:44:50
CCD Temperature	:	-273.15



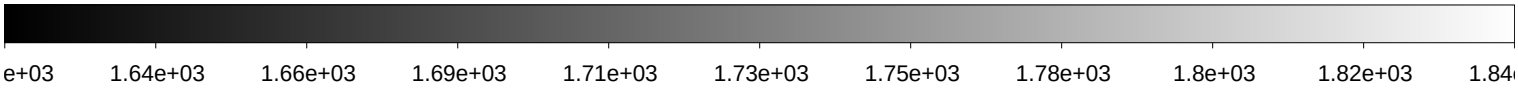

File Name	:	**xkmta.20190211.049488.fits** # 121 / 262 #
Project ID	:	SITE
Image Type	:	OBJECT
Object Name	:	**n3201se2_3**
RA	:	10:35:09.090
DEC	:	-47:03:35.90
Exposure Time	:	60
Airmass	:	1.09
Sidereal Time	:	09:08:14
Filter ID	:	V
Observation Date	:	2019-02-11T13:47:00
CCD Temperature	:	-273.15



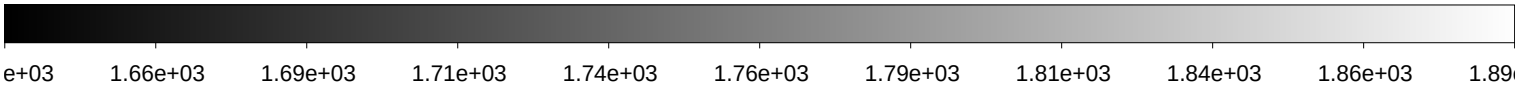

File Name	:	**xkmta.20190211.049489.fits** # 122 / 262 #
Project ID	:	SITE
Image Type	:	OBJECT
Object Name	:	**n3201nw1_1**
RA	:	10:11:12.840
DEC	:	-46:16:58.70
Exposure Time	:	60
Airmass	:	1.06
Sidereal Time	:	09:10:24
Filter ID	:	B
Observation Date	:	2019-02-11T13:48:57
CCD Temperature	:	-273.15



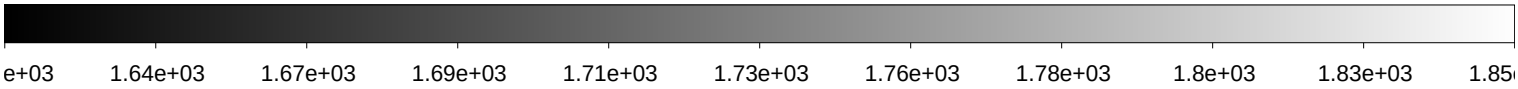

File Name	:	**xkmta.20190211.049490.fits** # 123 / 262 #
Project ID	:	SITE
Image Type	:	OBJECT
Object Name	:	**n3201nw1_1**
RA	:	10:11:12.810
DEC	:	-46:16:58.70
Exposure Time	:	60
Airmass	:	1.06
Sidereal Time	:	09:12:20
Filter ID	:	V
Observation Date	:	2019-02-11T13:51:06
CCD Temperature	:	-273.15



File Name	:	**xkmta.20190211.049491.fits** # 124 / 262 #
Project ID	:	SITE
Image Type	:	OBJECT
Object Name	:	**n3201nw1_2**
RA	:	10:11:22.820
DEC	:	-46:20:16.80
Exposure Time	:	60
Airmass	:	1.06
Sidereal Time	:	09:14:35
Filter ID	:	B
Observation Date	:	2019-02-11T13:53:07
CCD Temperature	:	-273.15



File Name	:	**xkmta.20190211.049492.fits** # 125 / 262 #
Project ID	:	SITE
Image Type	:	OBJECT
Object Name	:	**n3201nw1_2**
RA	:	10:11:22.830
DEC	:	-46:20:16.80
Exposure Time	:	60
Airmass	:	1.06
Sidereal Time	:	09:16:34
Filter ID	:	V
Observation Date	:	2019-02-11T13:55:06
CCD Temperature	:	-273.15



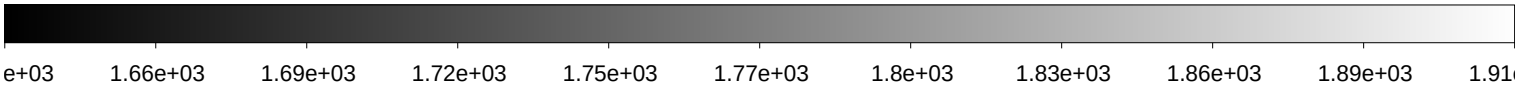

File Name	:	**xkmta.20190211.049493.fits** # 126 / 262 #
Project ID	:	SITE
Image Type	:	OBJECT
Object Name	:	**n3201nw1_3**
RA	:	10:11:02.800
DEC	:	-46:13:40.80
Exposure Time	:	60
Airmass	:	1.05
Sidereal Time	:	09:18:32
Filter ID	:	B
Observation Date	:	2019-02-11T13:57:17
CCD Temperature	:	-273.15



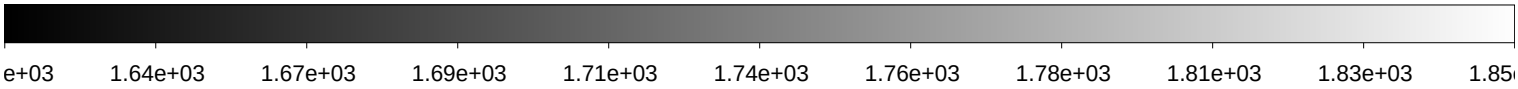

File Name	:	**xkmta.20190211.049494.fits** # 127 / 262 #
Project ID	:	SITE
Image Type	:	OBJECT
Object Name	:	**n3201nw1_3**
RA	:	10:11:02.800
DEC	:	-46:13:40.80
Exposure Time	:	60
Airmass	:	1.05
Sidereal Time	:	09:20:43
Filter ID	:	V
Observation Date	:	2019-02-11T13:59:14
CCD Temperature	:	-273.15



File Name	:	**xkmta.20190211.049495.fits** # 128 / 262 #
Project ID	:	SITE
Image Type	:	OBJECT
Object Name	:	**n3201nw2_1**
RA	:	09:59:52.790
DEC	:	-45:42:18.00
Exposure Time	:	60
Airmass	:	1.04
Sidereal Time	:	09:22:40
Filter ID	:	B
Observation Date	:	2019-02-11T14:01:10
CCD Temperature	:	-273.15



File Name	:	**xkmta.20190211.049496.fits** # 129 / 262 #
Project ID	:	SITE
Image Type	:	OBJECT
Object Name	:	**n3201nw2_1**
RA	:	09:59:52.770
DEC	:	-45:42:17.90
Exposure Time	:	60
Airmass	:	1.04
Sidereal Time	:	09:24:43
Filter ID	:	V
Observation Date	:	2019-02-11T14:03:14
CCD Temperature	:	-273.15



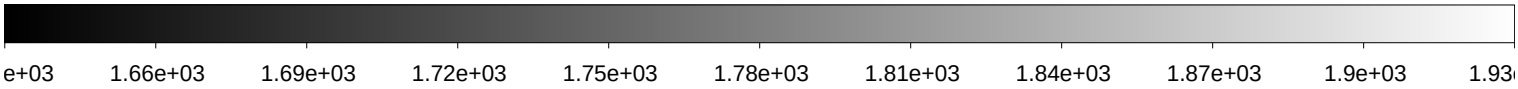

File Name	:	**xkmta.20190211.049497.fits** # 130 / 262 #
Project ID	:	SITE
Image Type	:	OBJECT
Object Name	:	**n3201nw2_2**
RA	:	10:00:02.710
DEC	:	-45:45:36.00
Exposure Time	:	60
Airmass	:	1.04
Sidereal Time	:	09:26:45
Filter ID	:	B
Observation Date	:	2019-02-11T14:05:28
CCD Temperature	:	-273.15



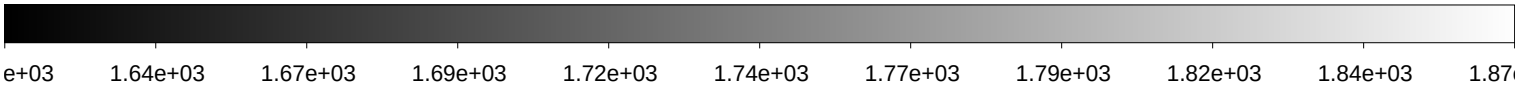

File Name	:	**xkmta.20190211.049498.fits** # 131 / 262 #
Project ID	:	SITE
Image Type	:	OBJECT
Object Name	:	**n3201nw2_2**
RA	:	10:00:02.690
DEC	:	-45:45:35.70
Exposure Time	:	60
Airmass	:	1.04
Sidereal Time	:	09:28:58
Filter ID	:	V
Observation Date	:	2019-02-11T14:07:41
CCD Temperature	:	-273.15



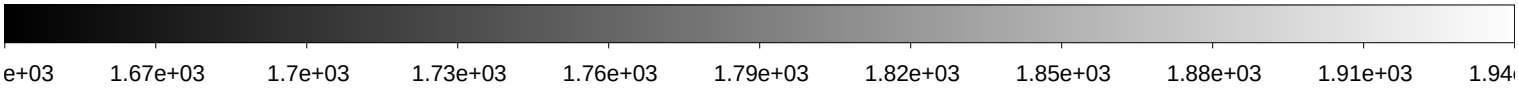

File Name	:	**xkmta.20190211.049499.fits** # 132 / 262 #
Project ID	:	SITE
Image Type	:	OBJECT
Object Name	:	**n3201nw2_3**
RA	:	09:59:42.890
DEC	:	-45:38:59.10
Exposure Time	:	60
Airmass	:	1.04
Sidereal Time	:	09:31:12
Filter ID	:	B
Observation Date	:	2019-02-11T14:09:42
CCD Temperature	:	-273.15



File Name	:	**xkmta.20190211.049500.fits** # 133 / 262 #
Project ID	:	SITE
Image Type	:	OBJECT
Object Name	:	**n3201nw2_3**
RA	:	09:59:42.880
DEC	:	-45:39:00.70
Exposure Time	:	60
Airmass	:	1.04
Sidereal Time	:	09:33:40
Filter ID	:	V
Observation Date	:	2019-02-11T14:12:09
CCD Temperature	:	-273.15



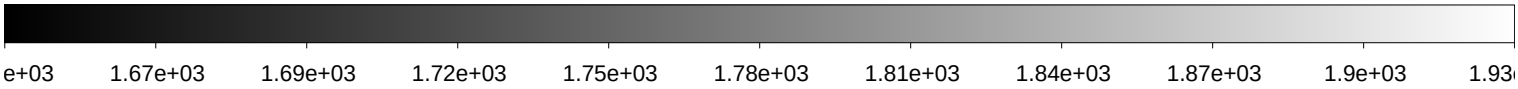

File Name	:	**xkmta.20190211.049501.fits** # 134 / 262 #
Project ID	:	SITE
Image Type	:	OBJECT
Object Name	:	**n3201se1_1**
RA	:	10:23:59.220
DEC	:	-46:32:13.80
Exposure Time	:	60
Airmass	:	1.05
Sidereal Time	:	09:35:45
Filter ID	:	B
Observation Date	:	2019-02-11T14:14:14
CCD Temperature	:	-273.15



File Name	:	**xkmta.20190211.049502.fits** # 135 / 262 #
Project ID	:	SITE
Image Type	:	OBJECT
Object Name	:	**n3201se1_1**
RA	:	10:23:59.210
DEC	:	-46:32:13.20
Exposure Time	:	60
Airmass	:	1.05
Sidereal Time	:	09:37:50
Filter ID	:	V
Observation Date	:	2019-02-11T14:16:18
CCD Temperature	:	-273.15



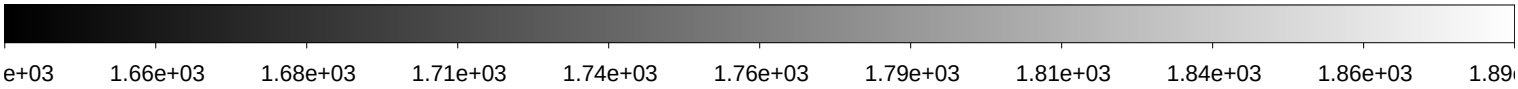

File Name	:	**xkmta.20190211.049503.fits** # 136 / 262 #
Project ID	:	SITE
Image Type	:	OBJECT
Object Name	:	**n3201se1_2**
RA	:	10:24:09.270
DEC	:	-46:35:31.20
Exposure Time	:	60
Airmass	:	1.05
Sidereal Time	:	09:39:47
Filter ID	:	B
Observation Date	:	2019-02-11T14:18:15
CCD Temperature	:	-273.15



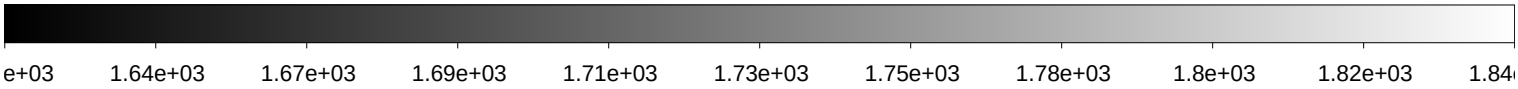

File Name	:	**xkmta.20190211.049504.fits** # 137 / 262 #
Project ID	:	SITE
Image Type	:	OBJECT
Object Name	:	**n3201se1_2**
RA	:	10:24:09.270
DEC	:	-46:35:31.10
Exposure Time	:	60
Airmass	:	1.05
Sidereal Time	:	09:41:51
Filter ID	:	V
Observation Date	:	2019-02-11T14:20:19
CCD Temperature	:	-273.15



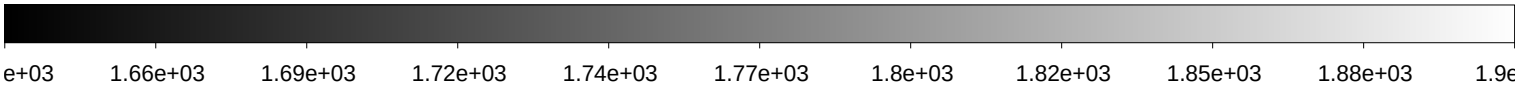

File Name	:	**xkmta.20190211.049505.fits** # 138 / 262 #
Project ID	:	SITE
Image Type	:	OBJECT
Object Name	:	**n3201se1_3**
RA	:	10:23:49.160
DEC	:	-46:28:55.00
Exposure Time	:	60
Airmass	:	1.05
Sidereal Time	:	09:43:56
Filter ID	:	B
Observation Date	:	2019-02-11T14:22:24
CCD Temperature	:	-273.15



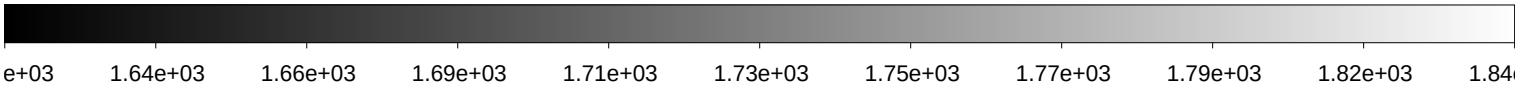

File Name	:	**xkmta.20190211.049506.fits** # 139 / 262 #
Project ID	:	SITE
Image Type	:	OBJECT
Object Name	:	**n3201se1_3**
RA	:	10:23:49.160
DEC	:	-46:28:55.10
Exposure Time	:	60
Airmass	:	1.05
Sidereal Time	:	09:45:55
Filter ID	:	V
Observation Date	:	2019-02-11T14:24:35
CCD Temperature	:	-273.15



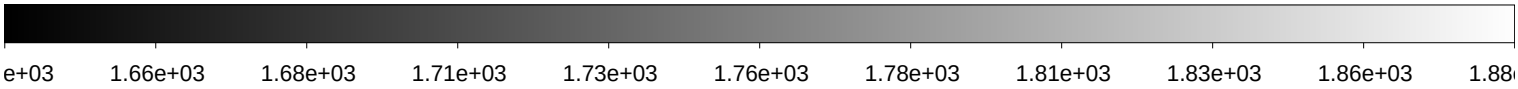

File Name	:	**xkmta.20190211.049507.fits** # 140 / 262 #
Project ID	:	SITE
Image Type	:	OBJECT
Object Name	:	**n3201se2_1**
RA	:	10:35:19.270
DEC	:	-47:06:53.90
Exposure Time	:	60
Airmass	:	1.05
Sidereal Time	:	09:48:05
Filter ID	:	B
Observation Date	:	2019-02-11T14:26:44
CCD Temperature	:	-273.15



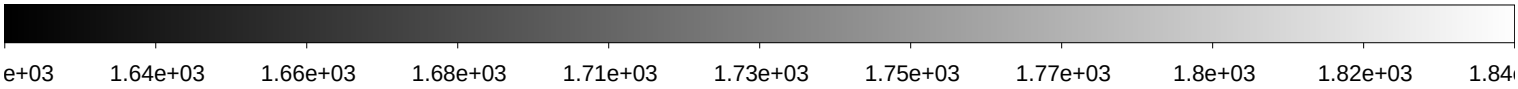

File Name	:	**xkmta.20190211.049508.fits** # 141 / 262 #
Project ID	:	SITE
Image Type	:	OBJECT
Object Name	:	**n3201se2_1**
RA	:	10:35:19.240
DEC	:	-47:06:53.90
Exposure Time	:	60
Airmass	:	1.05
Sidereal Time	:	09:50:19
Filter ID	:	V
Observation Date	:	2019-02-11T14:28:58
CCD Temperature	:	-273.15



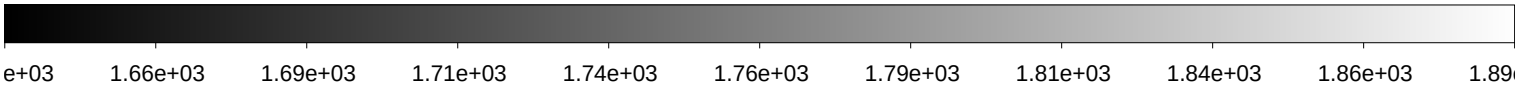

File Name	:	**xkmta.20190211.049509.fits** # 142 / 262 #
Project ID	:	SITE
Image Type	:	OBJECT
Object Name	:	**n3201se2_2**
RA	:	10:35:29.420
DEC	:	-47:10:11.90
Exposure Time	:	60
Airmass	:	1.05
Sidereal Time	:	09:52:31
Filter ID	:	B
Observation Date	:	2019-02-11T14:30:57
CCD Temperature	:	-273.15



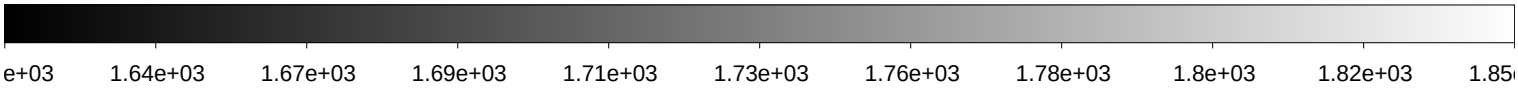

File Name	:	**xkmta.20190211.049510.fits** # 143 / 262 #
Project ID	:	SITE
Image Type	:	OBJECT
Object Name	:	**n3201se2_2**
RA	:	10:35:29.400
DEC	:	-47:10:12.90
Exposure Time	:	60
Airmass	:	1.05
Sidereal Time	:	09:54:30
Filter ID	:	V
Observation Date	:	2019-02-11T14:32:55
CCD Temperature	:	-273.15



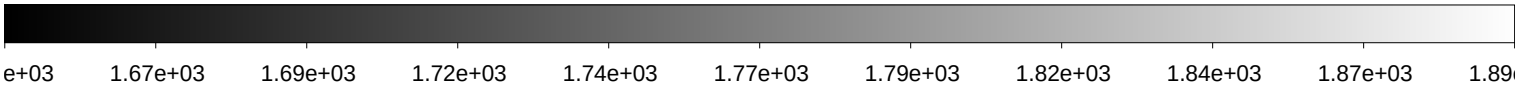

File Name	:	**xkmta.20190211.049511.fits** # 144 / 262 #
Project ID	:	SITE
Image Type	:	OBJECT
Object Name	:	**n3201se2_3**
RA	:	10:35:09.080
DEC	:	-47:03:36.00
Exposure Time	:	60
Airmass	:	1.05
Sidereal Time	:	09:56:26
Filter ID	:	B
Observation Date	:	2019-02-11T14:34:51
CCD Temperature	:	-273.15



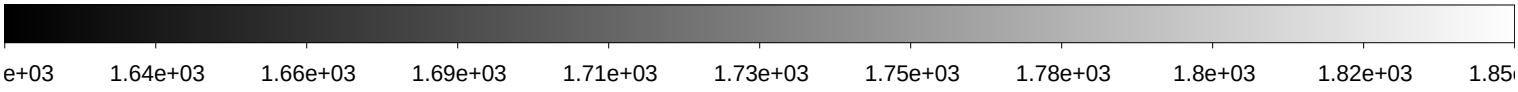

File Name	:	**xkmta.20190211.049512.fits** # 145 / 262 #
Project ID	:	SITE
Image Type	:	OBJECT
Object Name	:	**n3201se2_3**
RA	:	10:35:09.100
DEC	:	-47:03:35.90
Exposure Time	:	60
Airmass	:	1.05
Sidereal Time	:	09:58:23
Filter ID	:	V
Observation Date	:	2019-02-11T14:36:48
CCD Temperature	:	-273.15



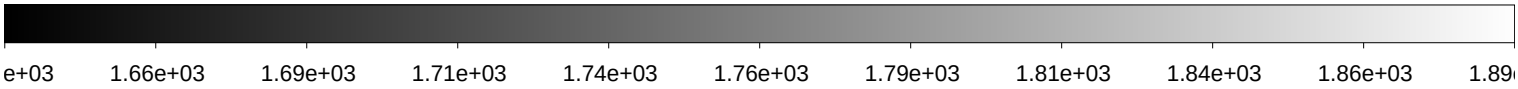

File Name	:	**xkmta.20190211.049513.fits** # 146 / 262 #
Project ID	:	SITE
Image Type	:	OBJECT
Object Name	:	**n3201nw1_1**
RA	:	10:11:12.820
DEC	:	-46:16:58.70
Exposure Time	:	60
Airmass	:	1.04
Sidereal Time	:	10:00:20
Filter ID	:	B
Observation Date	:	2019-02-11T14:38:57
CCD Temperature	:	-273.15



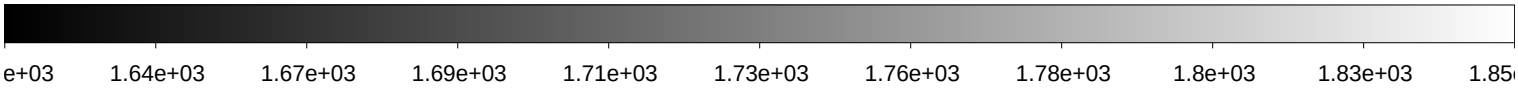

File Name	:	**xkmta.20190211.049514.fits** # 147 / 262 #
Project ID	:	SITE
Image Type	:	OBJECT
Object Name	:	**n3201nw1_1**
RA	:	10:11:12.810
DEC	:	-46:16:58.70
Exposure Time	:	60
Airmass	:	1.04
Sidereal Time	:	10:02:30
Filter ID	:	V
Observation Date	:	2019-02-11T14:41:07
CCD Temperature	:	-273.15



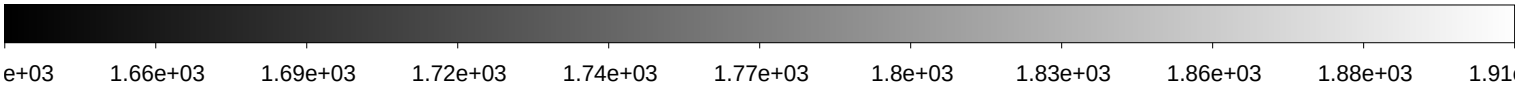

File Name	:	**xkmta.20190211.049515.fits** # 148 / 262 #
Project ID	:	SITE
Image Type	:	OBJECT
Object Name	:	**n3201nw1_2**
RA	:	10:11:22.850
DEC	:	-46:20:16.70
Exposure Time	:	60
Airmass	:	1.04
Sidereal Time	:	10:04:39
Filter ID	:	B
Observation Date	:	2019-02-11T14:43:16
CCD Temperature	:	-273.15



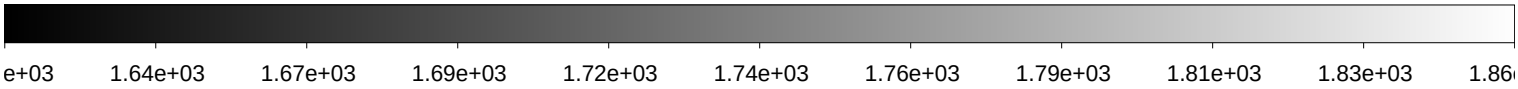

File Name	:	**xkmta.20190211.049516.fits** # 149 / 262 #
Project ID	:	SITE
Image Type	:	OBJECT
Object Name	:	**n3201nw1_2**
RA	:	10:11:22.840
DEC	:	-46:20:16.70
Exposure Time	:	60
Airmass	:	1.04
Sidereal Time	:	10:06:50
Filter ID	:	V
Observation Date	:	2019-02-11T14:45:27
CCD Temperature	:	-273.15



File Name	:	**xkmta.20190211.049517.fits** # 150 / 262 #
Project ID	:	SITE
Image Type	:	OBJECT
Object Name	:	**n3201nw1_3**
RA	:	10:11:02.810
DEC	:	-46:13:40.90
Exposure Time	:	60
Airmass	:	1.04
Sidereal Time	:	10:09:01
Filter ID	:	B
Observation Date	:	2019-02-11T14:47:37
CCD Temperature	:	-273.15



File Name	:	**xkmta.20190211.049518.fits** # 151 / 262 #
Project ID	:	SITE
Image Type	:	OBJECT
Object Name	:	**n3201nw1_3**
RA	:	10:11:02.800
DEC	:	-46:13:40.50
Exposure Time	:	60
Airmass	:	1.04
Sidereal Time	:	10:11:10
Filter ID	:	V
Observation Date	:	2019-02-11T14:49:46
CCD Temperature	:	-273.15



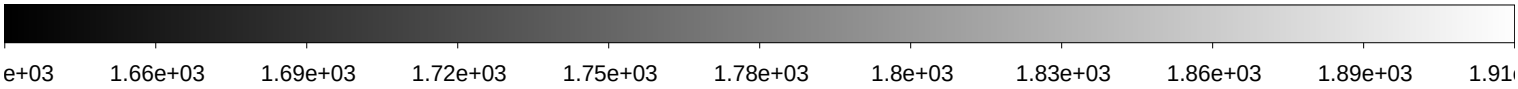

File Name	:	**xkmta.20190211.049519.fits** # 152 / 262 #
Project ID	:	SITE
Image Type	:	OBJECT
Object Name	:	**n3201nw2_1**
RA	:	09:59:52.780
DEC	:	-45:42:18.00
Exposure Time	:	60
Airmass	:	1.03
Sidereal Time	:	10:13:18
Filter ID	:	B
Observation Date	:	2019-02-11T14:51:54
CCD Temperature	:	-273.15



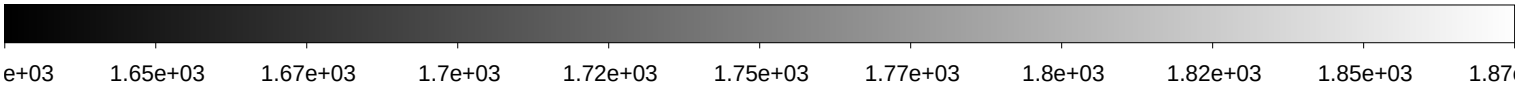

File Name	:	**xkmta.20190211.049520.fits** # 153 / 262 #
Project ID	:	SITE
Image Type	:	OBJECT
Object Name	:	**n3201nw2_1**
RA	:	09:59:52.780
DEC	:	-45:42:17.90
Exposure Time	:	60
Airmass	:	1.04
Sidereal Time	:	10:15:27
Filter ID	:	V
Observation Date	:	2019-02-11T14:53:50
CCD Temperature	:	-273.15



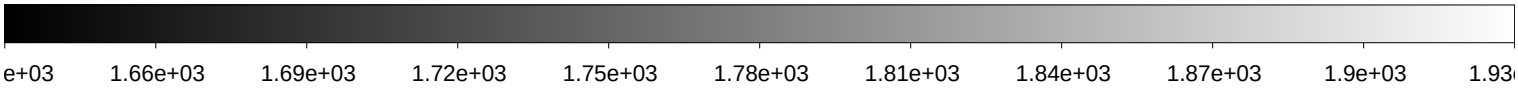

File Name	:	**xkmta.20190211.049521.fits** # 154 / 262 #
Project ID	:	SITE
Image Type	:	OBJECT
Object Name	:	**n3201nw2_2**
RA	:	10:00:02.720
DEC	:	-45:45:35.80
Exposure Time	:	60
Airmass	:	1.04
Sidereal Time	:	10:17:25
Filter ID	:	B
Observation Date	:	2019-02-11T14:55:59
CCD Temperature	:	-273.15



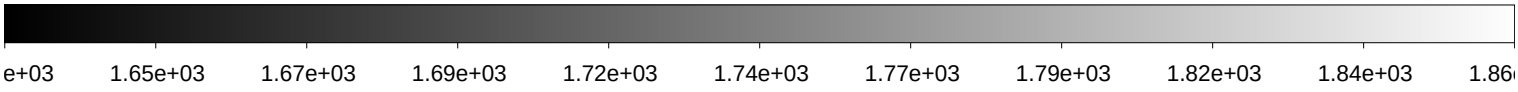

File Name	:	**xkmta.20190211.049522.fits** # 155 / 262 #
Project ID	:	SITE
Image Type	:	OBJECT
Object Name	:	**n3201nw2_2**
RA	:	10:00:02.690
DEC	:	-45:45:35.90
Exposure Time	:	60
Airmass	:	1.04
Sidereal Time	:	10:19:33
Filter ID	:	V
Observation Date	:	2019-02-11T14:57:55
CCD Temperature	:	-273.15



File Name	:	**xkmta.20190211.049523.fits** # 156 / 262 #
Project ID	:	SITE
Image Type	:	OBJECT
Object Name	:	**n3201nw2_3**
RA	:	09:59:42.870
DEC	:	-45:39:00.00
Exposure Time	:	60
Airmass	:	1.04
Sidereal Time	:	10:21:31
Filter ID	:	B
Observation Date	:	2019-02-11T15:00:05
CCD Temperature	:	-273.15



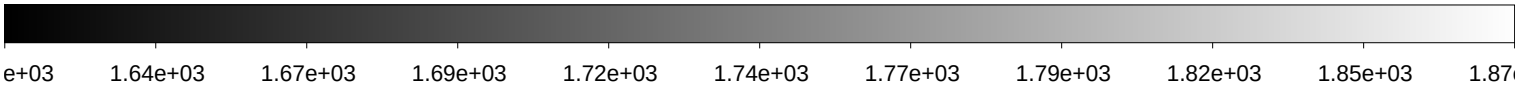

File Name	:	**xkmta.20190211.049524.fits** # 157 / 262 #
Project ID	:	SITE
Image Type	:	OBJECT
Object Name	:	**n3201nw2_3**
RA	:	09:59:42.880
DEC	:	-45:38:59.80
Exposure Time	:	60
Airmass	:	1.04
Sidereal Time	:	10:23:42
Filter ID	:	V
Observation Date	:	2019-02-11T15:02:02
CCD Temperature	:	-273.15



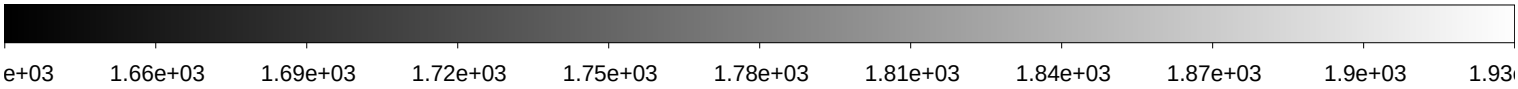

File Name	:	**xkmta.20190211.049525.fits** # 158 / 262 #
Project ID	:	SITE
Image Type	:	OBJECT
Object Name	:	**IC180908Ane1**
RA	:	09:42:19.380
DEC	:	-01:07:47.80
Exposure Time	:	60
Airmass	:	1.17
Sidereal Time	:	10:25:54
Filter ID	:	I
Observation Date	:	2019-02-11T15:04:16
CCD Temperature	:	-273.15



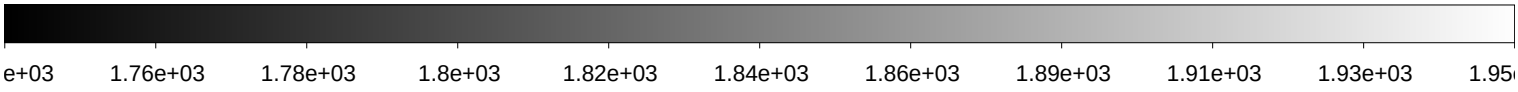

File Name	:	**xkmta.20190211.049526.fits** # 159 / 262 #
Project ID	:	SITE
Image Type	:	OBJECT
Object Name	:	**IC180908Ane2**
RA	:	09:42:26.300
DEC	:	-01:11:06.00
Exposure Time	:	60
Airmass	:	1.17
Sidereal Time	:	10:27:51
Filter ID	:	I
Observation Date	:	2019-02-11T15:06:11
CCD Temperature	:	-273.15



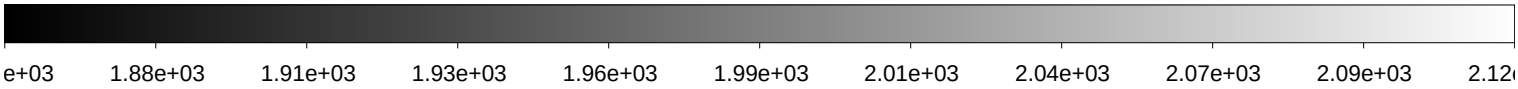

File Name	:	**xkmta.20190211.049527.fits** # 160 / 262 #
Project ID	:	SITE
Image Type	:	OBJECT
Object Name	:	**IC180908Ane3**
RA	:	09:42:12.450
DEC	:	-01:04:30.00
Exposure Time	:	60
Airmass	:	1.18
Sidereal Time	:	10:29:58
Filter ID	:	I
Observation Date	:	2019-02-11T15:08:18
CCD Temperature	:	-273.15



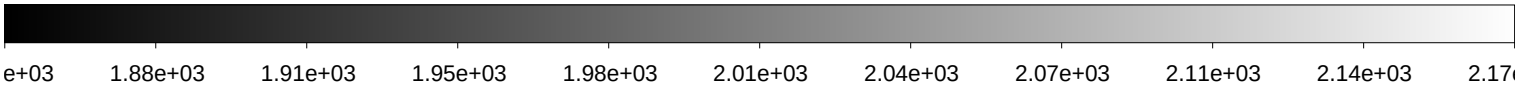

File Name	:	**xkmta.20190211.049528.fits** # 161 / 262 #
Project ID	:	SITE
Image Type	:	OBJECT
Object Name	:	**IC180908Anw1**
RA	:	09:34:19.040
DEC	:	-01:07:48.00
Exposure Time	:	60
Airmass	:	1.19
Sidereal Time	:	10:31:59
Filter ID	:	I
Observation Date	:	2019-02-11T15:10:18
CCD Temperature	:	-273.15



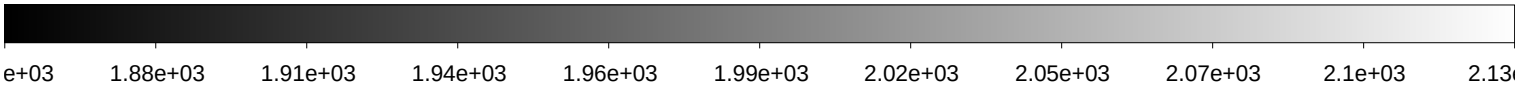

File Name	:	**xkmta.20190211.049529.fits** # 162 / 262 #
Project ID	:	SITE
Image Type	:	OBJECT
Object Name	:	**IC180908Anw2**
RA	:	09:34:25.980
DEC	:	-01:11:05.90
Exposure Time	:	60
Airmass	:	1.19
Sidereal Time	:	10:33:56
Filter ID	:	I
Observation Date	:	2019-02-11T15:12:16
CCD Temperature	:	-273.15



File Name	:	**xkmta.20190211.049530.fits** # 163 / 262 #
Project ID	:	SITE
Image Type	:	OBJECT
Object Name	:	**IC180908Anw3**
RA	:	09:34:12.120
DEC	:	-01:04:29.00
Exposure Time	:	60
Airmass	:	1.19
Sidereal Time	:	10:35:56
Filter ID	:	I
Observation Date	:	2019-02-11T15:14:15
CCD Temperature	:	-273.15



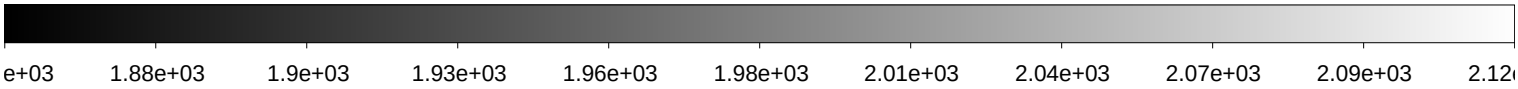

File Name	:	**xkmta.20190211.049531.fits** # 164 / 262 #
Project ID	:	SITE
Image Type	:	OBJECT
Object Name	:	**IC180908Ase1**
RA	:	09:42:19.390
DEC	:	-03:07:48.00
Exposure Time	:	60
Airmass	:	1.16
Sidereal Time	:	10:37:55
Filter ID	:	I
Observation Date	:	2019-02-11T15:16:14
CCD Temperature	:	-273.15



File Name	:	**xkmta.20190211.049532.fits** # 165 / 262 #
Project ID	:	SITE
Image Type	:	OBJECT
Object Name	:	**IC180908Ase2**
RA	:	09:42:26.300
DEC	:	-03:11:06.00
Exposure Time	:	60
Airmass	:	1.16
Sidereal Time	:	10:39:54
Filter ID	:	I
Observation Date	:	2019-02-11T15:18:25
CCD Temperature	:	-273.15



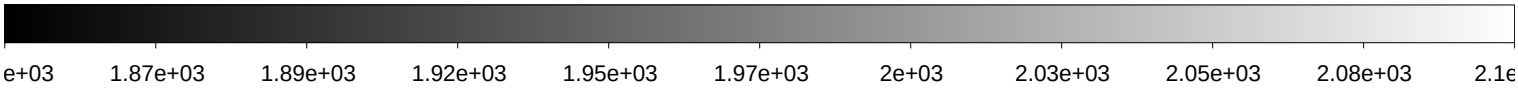

File Name	:	**xkmta.20190211.049533.fits** # 166 / 262 #
Project ID	:	SITE
Image Type	:	OBJECT
Object Name	:	**IC180908Ase3**
RA	:	09:42:12.460
DEC	:	-03:04:30.00
Exposure Time	:	60
Airmass	:	1.17
Sidereal Time	:	10:42:03
Filter ID	:	I
Observation Date	:	2019-02-11T15:20:22
CCD Temperature	:	-273.15



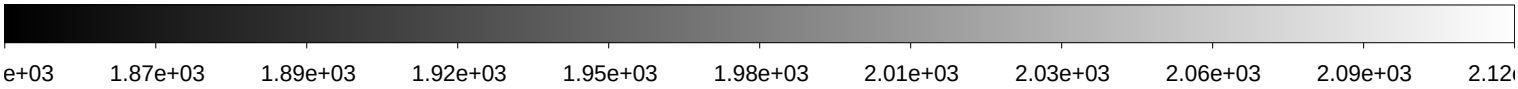

File Name	:	**xkmta.20190211.049534.fits** # 167 / 262 #
Project ID	:	SITE
Image Type	:	OBJECT
Object Name	:	**IC180908Asw1**
RA	:	09:34:19.040
DEC	:	-03:07:48.00
Exposure Time	:	60
Airmass	:	1.18
Sidereal Time	:	10:44:00
Filter ID	:	I
Observation Date	:	2019-02-11T15:22:18
CCD Temperature	:	-273.15



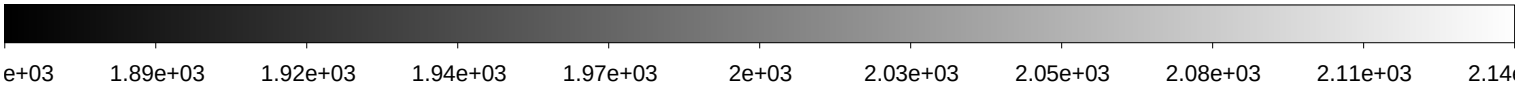

File Name	:	**xkmta.20190211.049535.fits** # 168 / 262 #
Project ID	:	SITE
Image Type	:	OBJECT
Object Name	:	**IC180908Asw2**
RA	:	09:34:25.980
DEC	:	-03:11:06.00
Exposure Time	:	60
Airmass	:	1.18
Sidereal Time	:	10:45:57
Filter ID	:	I
Observation Date	:	2019-02-11T15:24:27
CCD Temperature	:	-273.15



File Name	:	**xkmta.20190211.049536.fits** # 169 / 262 #
Project ID	:	SITE
Image Type	:	OBJECT
Object Name	:	**IC180908Asw3**
RA	:	09:34:12.100
DEC	:	-03:04:29.90
Exposure Time	:	60
Airmass	:	1.19
Sidereal Time	:	10:48:10
Filter ID	:	I
Observation Date	:	2019-02-11T15:26:27
CCD Temperature	:	-273.15



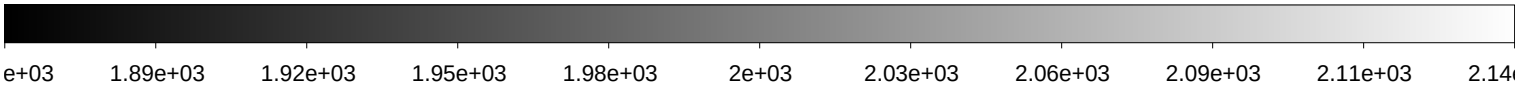

File Name	:	**xkmta.20190211.049537.fits** # 170 / 262 #
Project ID	:	SITE
Image Type	:	OBJECT
Object Name	:	**n3201se1_1**
RA	:	10:23:59.230
DEC	:	-46:32:13.50
Exposure Time	:	60
Airmass	:	1.04
Sidereal Time	:	10:50:24
Filter ID	:	B
Observation Date	:	2019-02-11T15:28:41
CCD Temperature	:	-273.15



File Name	:	**xkmta.20190211.049538.fits** # 171 / 262 #
Project ID	:	SITE
Image Type	:	OBJECT
Object Name	:	**n3201se1_1**
RA	:	10:23:59.230
DEC	:	-46:32:13.10
Exposure Time	:	60
Airmass	:	1.04
Sidereal Time	:	10:52:22
Filter ID	:	V
Observation Date	:	2019-02-11T15:30:50
CCD Temperature	:	-273.15



File Name	:	**xkmta.20190211.049539.fits** # 172 / 262 #
Project ID	:	SITE
Image Type	:	OBJECT
Object Name	:	**n3201se1_2**
RA	:	10:24:09.300
DEC	:	-46:35:31.20
Exposure Time	:	60
Airmass	:	1.04
Sidereal Time	:	10:54:40
Filter ID	:	B
Observation Date	:	2019-02-11T15:32:56
CCD Temperature	:	-273.15



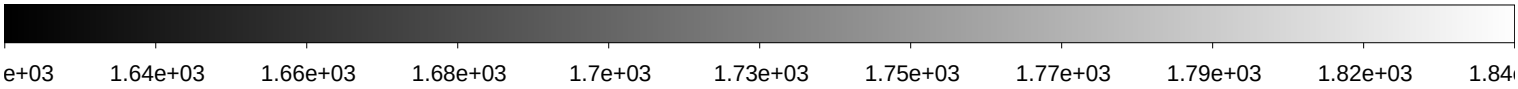

File Name	:	**xkmta.20190211.049540.fits** # 173 / 262 #
Project ID	:	SITE
Image Type	:	OBJECT
Object Name	:	**n3201se1_2**
RA	:	10:24:09.280
DEC	:	-46:35:31.20
Exposure Time	:	60
Airmass	:	1.04
Sidereal Time	:	10:56:39
Filter ID	:	V
Observation Date	:	2019-02-11T15:35:08
CCD Temperature	:	-273.15



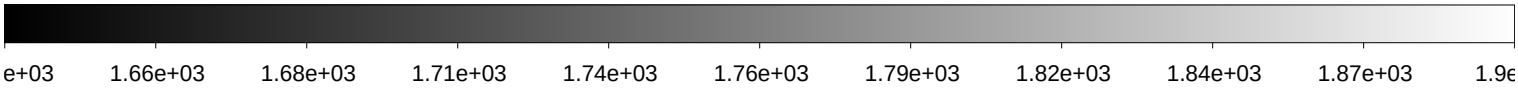

File Name	:	**xkmta.20190211.049541.fits** # 174 / 262 #
Project ID	:	SITE
Image Type	:	OBJECT
Object Name	:	**n3201se1_3**
RA	:	10:23:49.180
DEC	:	-46:28:55.20
Exposure Time	:	60
Airmass	:	1.05
Sidereal Time	:	10:58:50
Filter ID	:	B
Observation Date	:	2019-02-11T15:37:05
CCD Temperature	:	-273.15



File Name	:	**xkmta.20190211.049542.fits** # 175 / 262 #
Project ID	:	SITE
Image Type	:	OBJECT
Object Name	:	**n3201se1_3**
RA	:	10:23:49.160
DEC	:	-46:28:55.00
Exposure Time	:	60
Airmass	:	1.05
Sidereal Time	:	11:00:50
Filter ID	:	V
Observation Date	:	2019-02-11T15:39:17
CCD Temperature	:	-273.15



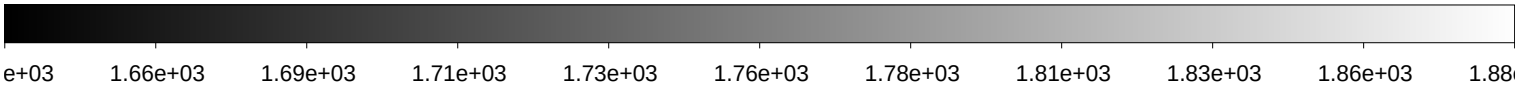

File Name	:	**xkmta.20190211.049543.fits** # 176 / 262 #
Project ID	:	SITE
Image Type	:	OBJECT
Object Name	:	**n3201se2_1**
RA	:	10:35:19.280
DEC	:	-47:06:54.00
Exposure Time	:	60
Airmass	:	1.05
Sidereal Time	:	11:03:03
Filter ID	:	B
Observation Date	:	2019-02-11T15:41:18
CCD Temperature	:	-273.15



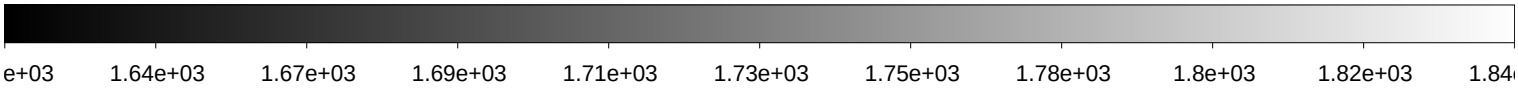

File Name	:	**xkmta.20190211.049544.fits** # 177 / 262 #
Project ID	:	SITE
Image Type	:	OBJECT
Object Name	:	**n3201se2_1**
RA	:	10:35:19.270
DEC	:	-47:06:54.00
Exposure Time	:	60
Airmass	:	1.05
Sidereal Time	:	11:05:00
Filter ID	:	V
Observation Date	:	2019-02-11T15:43:14
CCD Temperature	:	-273.15



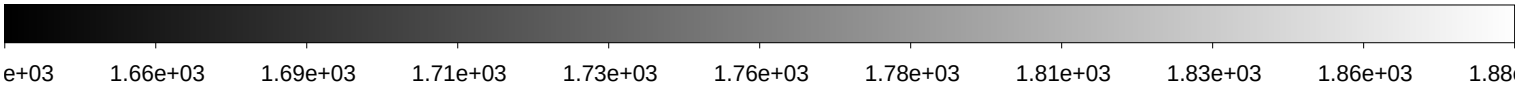

File Name	:	**xkmta.20190211.049545.fits** # 178 / 262 #
Project ID	:	SITE
Image Type	:	OBJECT
Object Name	:	**n3201se2_2**
RA	:	10:35:29.440
DEC	:	-47:10:11.90
Exposure Time	:	60
Airmass	:	1.05
Sidereal Time	:	11:06:57
Filter ID	:	B
Observation Date	:	2019-02-11T15:45:11
CCD Temperature	:	-273.15



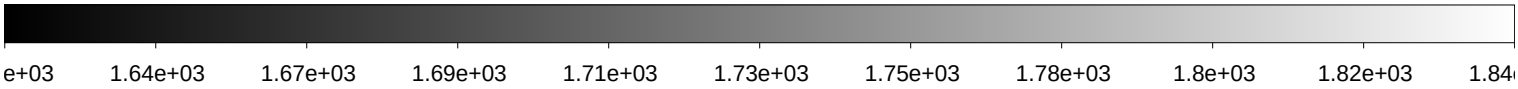

File Name	:	**xkmta.20190211.049546.fits** # 179 / 262 #
Project ID	:	SITE
Image Type	:	OBJECT
Object Name	:	**n3201se2_2**
RA	:	10:35:29.430
DEC	:	-47:10:12.00
Exposure Time	:	60
Airmass	:	1.05
Sidereal Time	:	11:08:56
Filter ID	:	V
Observation Date	:	2019-02-11T15:47:22
CCD Temperature	:	-273.15



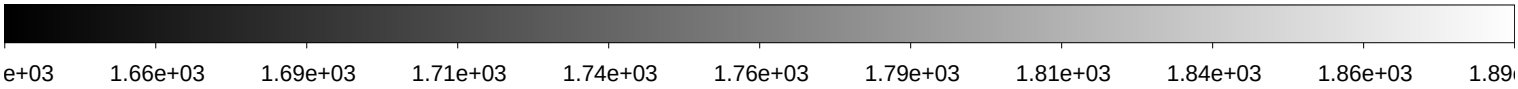

File Name	:	**xkmta.20190211.049547.fits** # 180 / 262 #
Project ID	:	SITE
Image Type	:	OBJECT
Object Name	:	**n3201se2_3**
RA	:	10:35:09.090
DEC	:	-47:03:36.00
Exposure Time	:	60
Airmass	:	1.05
Sidereal Time	:	11:11:06
Filter ID	:	B
Observation Date	:	2019-02-11T15:49:32
CCD Temperature	:	-273.15



File Name	:	**xkmta.20190211.049548.fits** # 181 / 262 #
Project ID	:	SITE
Image Type	:	OBJECT
Object Name	:	**n3201se2_3**
RA	:	10:35:09.000
DEC	:	-47:03:35.90
Exposure Time	:	60
Airmass	:	1.05
Sidereal Time	:	11:13:18
Filter ID	:	V
Observation Date	:	2019-02-11T15:51:44
CCD Temperature	:	-273.15



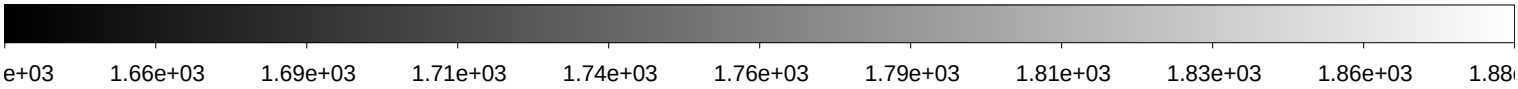

File Name	:	**xkmta.20190211.049549.fits** # 182 / 262 #
Project ID	:	SITE
Image Type	:	OBJECT
Object Name	:	**n3201nw1_1**
RA	:	10:11:12.830
DEC	:	-46:16:58.70
Exposure Time	:	60
Airmass	:	1.06
Sidereal Time	:	11:15:27
Filter ID	:	B
Observation Date	:	2019-02-11T15:53:52
CCD Temperature	:	-273.15



File Name	:	**xkmta.20190211.049550.fits** # 183 / 262 #
Project ID	:	SITE
Image Type	:	OBJECT
Object Name	:	**n3201nw1_1**
RA	:	10:11:12.830
DEC	:	-46:16:58.80
Exposure Time	:	60
Airmass	:	1.06
Sidereal Time	:	11:17:37
Filter ID	:	V
Observation Date	:	2019-02-11T15:56:02
CCD Temperature	:	-273.15



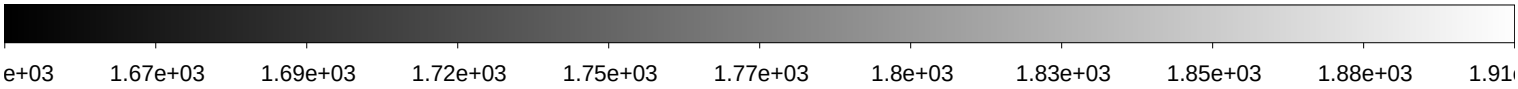

File Name	:	**xkmta.20190211.049551.fits** # 184 / 262 #
Project ID	:	SITE
Image Type	:	OBJECT
Object Name	:	**n3201nw1_2**
RA	:	10:11:22.850
DEC	:	-46:20:16.70
Exposure Time	:	60
Airmass	:	1.07
Sidereal Time	:	11:19:46
Filter ID	:	B
Observation Date	:	2019-02-11T15:57:58
CCD Temperature	:	-273.15



File Name	:	**xkmta.20190211.049552.fits** # 185 / 262 #
Project ID	:	SITE
Image Type	:	OBJECT
Object Name	:	**n3201nw1_2**
RA	:	10:11:22.830
DEC	:	-46:20:16.80
Exposure Time	:	60
Airmass	:	1.07
Sidereal Time	:	11:21:53
Filter ID	:	—-
Observation Date	:	2019-02-11T16:00:04
CCD Temperature	:	-273.15



File Name	:	**xkmta.20190211.049553.fits** # 186 / 262 #
Project ID	:	SITE
Image Type	:	OBJECT
Object Name	:	**n3201nw1_3**
RA	:	10:11:02.800
DEC	:	-46:13:40.80
Exposure Time	:	60
Airmass	:	1.07
Sidereal Time	:	11:23:49
Filter ID	:	B
Observation Date	:	2019-02-11T16:02:12
CCD Temperature	:	-273.15



File Name	:	**xkmta.20190211.049554.fits** # 187 / 262 #
Project ID	:	SITE
Image Type	:	OBJECT
Object Name	:	**n3201nw1_3**
RA	:	10:11:02.810
DEC	:	-46:13:40.80
Exposure Time	:	60
Airmass	:	1.07
Sidereal Time	:	11:26:00
Filter ID	:	V
Observation Date	:	2019-02-11T16:04:24
CCD Temperature	:	-273.15



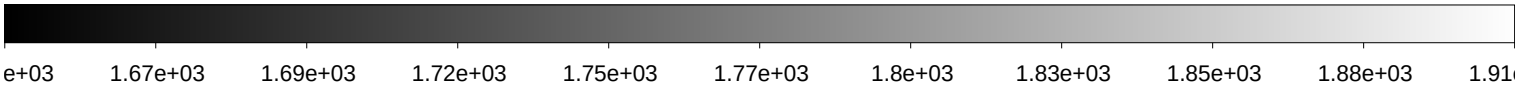

File Name	:	**xkmta.20190211.049555.fits** # 188 / 262 #
Project ID	:	SITE
Image Type	:	OBJECT
Object Name	:	**n3201nw2_1**
RA	:	09:59:52.760
DEC	:	-45:42:18.00
Exposure Time	:	60
Airmass	:	1.08
Sidereal Time	:	11:29:43
Filter ID	:	B
Observation Date	:	2019-02-11T16:07:54
CCD Temperature	:	-273.15



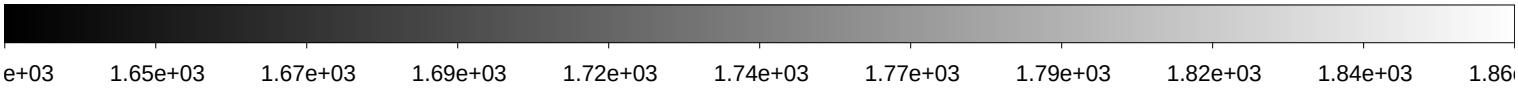

File Name	:	**xkmta.20190211.049556.fits** # 189 / 262 #
Project ID	:	SITE
Image Type	:	OBJECT
Object Name	:	**n3201nw2_1**
RA	:	09:59:52.790
DEC	:	-45:42:17.90
Exposure Time	:	60
Airmass	:	1.09
Sidereal Time	:	11:31:45
Filter ID	:	V
Observation Date	:	2019-02-11T16:09:55
CCD Temperature	:	-273.15



File Name	:	**xkmta.20190211.049557.fits** # 190 / 262 #
Project ID	:	SITE
Image Type	:	OBJECT
Object Name	:	**n3201nw2_2**
RA	:	10:00:02.700
DEC	:	-45:45:35.90
Exposure Time	:	60
Airmass	:	1.09
Sidereal Time	:	11:33:44
Filter ID	:	B
Observation Date	:	2019-02-11T16:12:06
CCD Temperature	:	-273.15



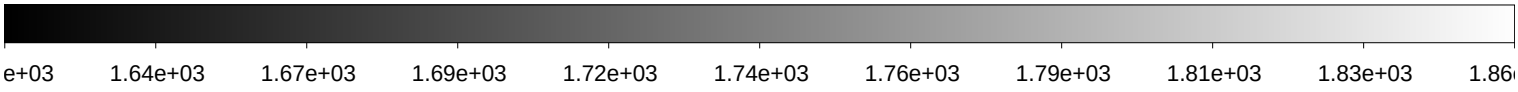

File Name	:	**xkmta.20190211.049558.fits** # 191 / 262 #
Project ID	:	SITE
Image Type	:	OBJECT
Object Name	:	**n3201nw2_2**
RA	:	10:00:02.700
DEC	:	-45:45:35.80
Exposure Time	:	60
Airmass	:	1.09
Sidereal Time	:	11:35:56
Filter ID	:	V
Observation Date	:	2019-02-11T16:14:18
CCD Temperature	:	-273.15



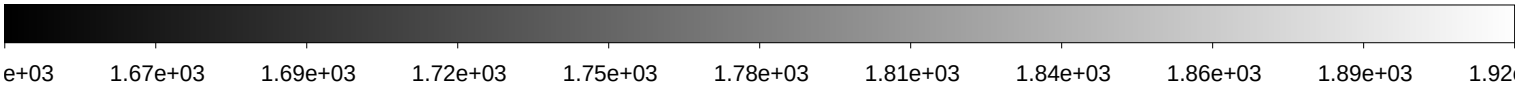

File Name	:	**xkmta.20190211.049559.fits** # 192 / 262 #
Project ID	:	SITE
Image Type	:	OBJECT
Object Name	:	**n3201nw2_3**
RA	:	09:59:42.880
DEC	:	-45:38:59.90
Exposure Time	:	60
Airmass	:	1.09
Sidereal Time	:	11:38:08
Filter ID	:	B
Observation Date	:	2019-02-11T16:16:29
CCD Temperature	:	-273.15



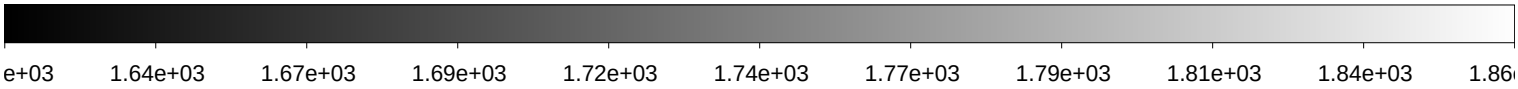

File Name	:	**xkmta.20190211.049560.fits** # 193 / 262 #
Project ID	:	SITE
Image Type	:	OBJECT
Object Name	:	**n3201nw2_3**
RA	:	09:59:42.880
DEC	:	-45:38:59.90
Exposure Time	:	60
Airmass	:	1.10
Sidereal Time	:	11:40:17
Filter ID	:	V
Observation Date	:	2019-02-11T16:18:38
CCD Temperature	:	-273.15



File Name	:	**xkmta.20190211.049561.fits** # 194 / 262 #
Project ID	:	SITE
Image Type	:	OBJECT
Object Name	:	**sw884906**
RA	:	09:59:42.790
DEC	:	-45:38:59.70
Exposure Time	:	90
Airmass	:	1.10
Sidereal Time	:	11:43:52
Filter ID	:	V
Observation Date	:	2019-02-11T16:22:00
CCD Temperature	:	-273.15



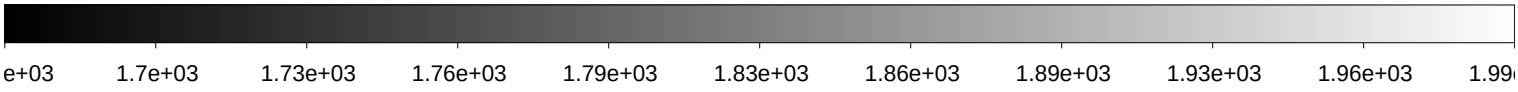

File Name	:	**xkmta.20190211.049562.fits** # 195 / 262 #
Project ID	:	SITE
Image Type	:	OBJECT
Object Name	:	**n3201se1_1**
RA	:	10:23:59.250
DEC	:	-46:32:13.20
Exposure Time	:	60
Airmass	:	1.08
Sidereal Time	:	11:46:56
Filter ID	:	B
Observation Date	:	2019-02-11T16:25:03
CCD Temperature	:	-273.15



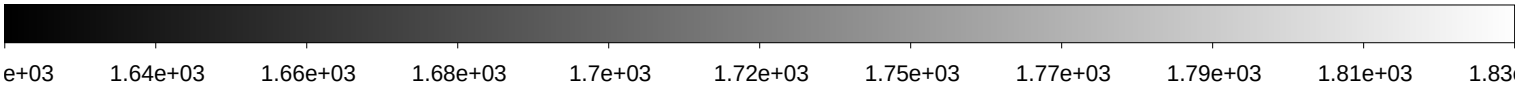

File Name	:	**xkmta.20190211.049563.fits** # 196 / 262 #
Project ID	:	SITE
Image Type	:	OBJECT
Object Name	:	**n3201se1_1**
RA	:	10:23:59.220
DEC	:	-46:32:13.20
Exposure Time	:	60
Airmass	:	1.08
Sidereal Time	:	11:48:52
Filter ID	:	V
Observation Date	:	2019-02-11T16:27:12
CCD Temperature	:	-273.15



File Name	:	**xkmta.20190211.049564.fits** # 197 / 262 #
Project ID	:	SITE
Image Type	:	OBJECT
Object Name	:	**n3201se1_2**
RA	:	10:24:09.280
DEC	:	-46:35:31.10
Exposure Time	:	60
Airmass	:	1.08
Sidereal Time	:	11:51:03
Filter ID	:	B
Observation Date	:	2019-02-11T16:29:10
CCD Temperature	:	-273.15



File Name	:	**xkmta.20190211.049565.fits** # 198 / 262 #
Project ID	:	SITE
Image Type	:	OBJECT
Object Name	:	**n3201se1_2**
RA	:	10:24:09.280
DEC	:	-46:35:31.10
Exposure Time	:	60
Airmass	:	1.09
Sidereal Time	:	11:53:03
Filter ID	:	V
Observation Date	:	2019-02-11T16:31:10
CCD Temperature	:	-273.15



File Name	:	**xkmta.20190211.049566.fits** # 199 / 262 #
Project ID	:	SITE
Image Type	:	OBJECT
Object Name	:	**n3201se1_3**
RA	:	10:23:49.160
DEC	:	-46:28:55.30
Exposure Time	:	60
Airmass	:	1.09
Sidereal Time	:	11:55:00
Filter ID	:	B
Observation Date	:	2019-02-11T16:33:06
CCD Temperature	:	-273.15



File Name	:	**xkmta.20190211.049567.fits** # 200 / 262 #
Project ID	:	SITE
Image Type	:	OBJECT
Object Name	:	**n3201se1_3**
RA	:	10:23:49.170
DEC	:	-46:28:55.10
Exposure Time	:	60
Airmass	:	1.09
Sidereal Time	:	11:56:58
Filter ID	:	V
Observation Date	:	2019-02-11T16:35:04
CCD Temperature	:	-273.15



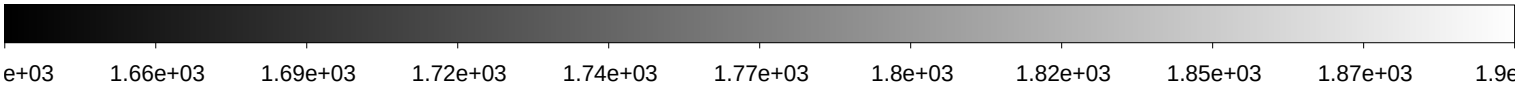

File Name	:	**xkmta.20190211.049568.fits** # 201 / 262 #
Project ID	:	SITE
Image Type	:	OBJECT
Object Name	:	**n3201se2_1**
RA	:	10:35:19.270
DEC	:	-47:06:53.90
Exposure Time	:	60
Airmass	:	1.08
Sidereal Time	:	11:58:57
Filter ID	:	B
Observation Date	:	2019-02-11T16:37:02
CCD Temperature	:	-273.15



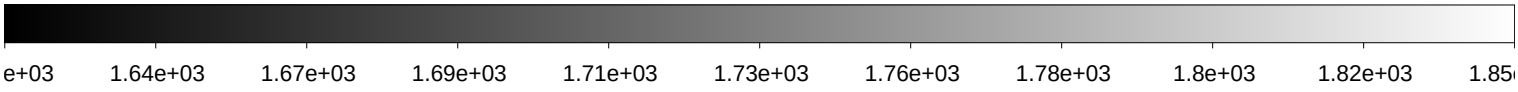

File Name	:	**xkmta.20190211.049569.fits** # 202 / 262 #
Project ID	:	SITE
Image Type	:	OBJECT
Object Name	:	**n3201se2_1**
RA	:	10:35:19.250
DEC	:	-47:06:53.90
Exposure Time	:	60
Airmass	:	1.09
Sidereal Time	:	12:00:56
Filter ID	:	V
Observation Date	:	2019-02-11T16:39:14
CCD Temperature	:	-273.15



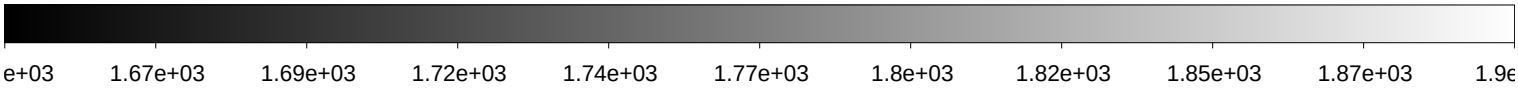

File Name	:	**xkmta.20190211.049570.fits** # 203 / 262 #
Project ID	:	SITE
Image Type	:	OBJECT
Object Name	:	**n3201se2_2**
RA	:	10:35:29.450
DEC	:	-47:10:11.90
Exposure Time	:	60
Airmass	:	1.09
Sidereal Time	:	12:03:06
Filter ID	:	B
Observation Date	:	2019-02-11T16:41:23
CCD Temperature	:	-273.15



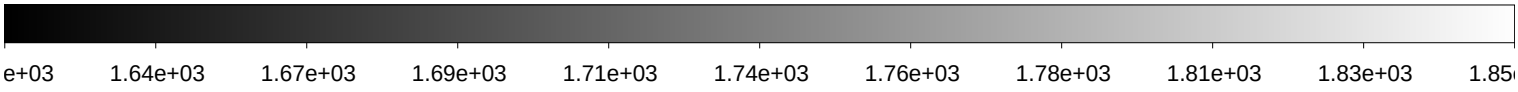

File Name	:	**xkmta.20190211.049571.fits** # 204 / 262 #
Project ID	:	SITE
Image Type	:	OBJECT
Object Name	:	**n3201se2_2**
RA	:	10:35:29.430
DEC	:	-47:10:12.00
Exposure Time	:	60
Airmass	:	1.09
Sidereal Time	:	12:05:15
Filter ID	:	V
Observation Date	:	2019-02-11T16:43:32
CCD Temperature	:	-273.15



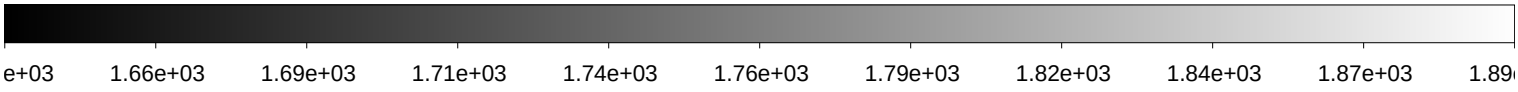

File Name	:	**xkmta.20190211.049572.fits** # 205 / 262 #
Project ID	:	SITE
Image Type	:	OBJECT
Object Name	:	**n3201se2_3**
RA	:	10:35:09.110
DEC	:	-47:03:36.00
Exposure Time	:	60
Airmass	:	1.09
Sidereal Time	:	12:07:27
Filter ID	:	B
Observation Date	:	2019-02-11T16:45:31
CCD Temperature	:	-273.15



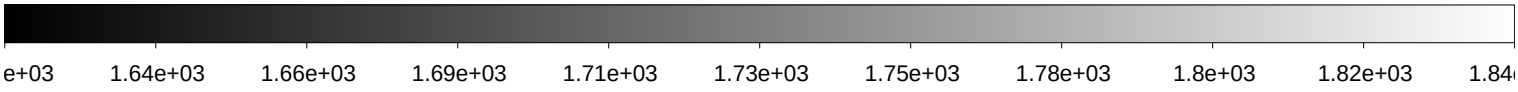

File Name	:	**xkmta.20190211.049573.fits** # 206 / 262 #
Project ID	:	SITE
Image Type	:	OBJECT
Object Name	:	**n3201se2_3**
RA	:	10:35:09.090
DEC	:	-47:03:36.00
Exposure Time	:	60
Airmass	:	1.10
Sidereal Time	:	12:09:24
Filter ID	:	V
Observation Date	:	2019-02-11T16:47:28
CCD Temperature	:	-273.15



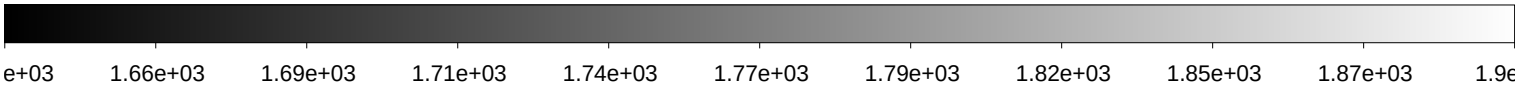

File Name	:	**xkmta.20190211.049574.fits** # 207 / 262 #
Project ID	:	SITE
Image Type	:	OBJECT
Object Name	:	**n3201nw1_1**
RA	:	10:11:12.840
DEC	:	-46:16:58.70
Exposure Time	:	60
Airmass	:	1.13
Sidereal Time	:	12:11:23
Filter ID	:	B
Observation Date	:	2019-02-11T16:49:26
CCD Temperature	:	-273.15



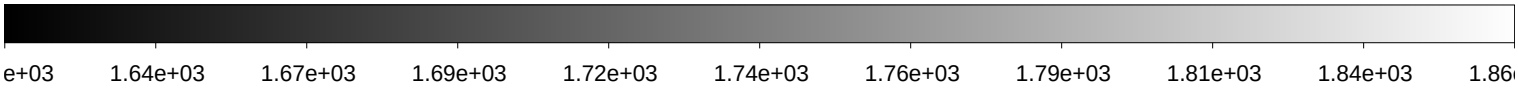

File Name	:	**xkmta.20190211.049575.fits** # 208 / 262 #
Project ID	:	SITE
Image Type	:	OBJECT
Object Name	:	**n3201nw1_1**
RA	:	10:11:12.810
DEC	:	-46:16:58.70
Exposure Time	:	60
Airmass	:	1.13
Sidereal Time	:	12:13:22
Filter ID	:	V
Observation Date	:	2019-02-11T16:51:38
CCD Temperature	:	-273.15



File Name	:	**xkmta.20190211.049576.fits** # 209 / 262 #
Project ID	:	SITE
Image Type	:	OBJECT
Object Name	:	**n3201nw1_2**
RA	:	10:11:22.850
DEC	:	-46:20:16.80
Exposure Time	:	60
Airmass	:	1.14
Sidereal Time	:	12:15:32
Filter ID	:	B
Observation Date	:	2019-02-11T16:53:35
CCD Temperature	:	-273.15



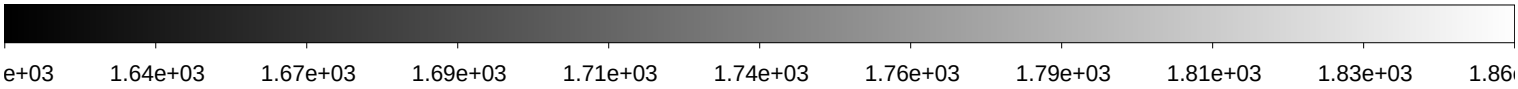

File Name	:	**xkmta.20190211.049577.fits** # 210 / 262 #
Project ID	:	SITE
Image Type	:	OBJECT
Object Name	:	**n3201nw1_2**
RA	:	10:11:22.820
DEC	:	-46:20:16.70
Exposure Time	:	60
Airmass	:	1.14
Sidereal Time	:	12:17:29
Filter ID	:	V
Observation Date	:	2019-02-11T16:55:31
CCD Temperature	:	-273.15



File Name	:	**xkmta.20190211.049578.fits** # 211 / 262 #
Project ID	:	SITE
Image Type	:	OBJECT
Object Name	:	**n3201nw1_3**
RA	:	10:11:02.800
DEC	:	-46:13:40.70
Exposure Time	:	60
Airmass	:	1.14
Sidereal Time	:	12:19:28
Filter ID	:	B
Observation Date	:	2019-02-11T16:57:29
CCD Temperature	:	-273.15



File Name	:	**xkmta.20190211.049579.fits** # 212 / 262 #
Project ID	:	SITE
Image Type	:	OBJECT
Object Name	:	**n3201nw1_3**
RA	:	10:11:02.790
DEC	:	-46:13:40.70
Exposure Time	:	60
Airmass	:	1.15
Sidereal Time	:	12:21:24
Filter ID	:	V
Observation Date	:	2019-02-11T16:59:26
CCD Temperature	:	-273.15



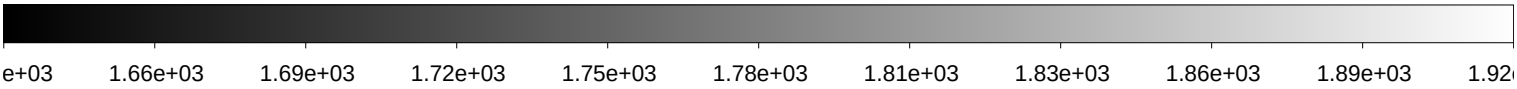

File Name	:	**xkmta.20190211.049580.fits** # 213 / 262 #
Project ID	:	SITE
Image Type	:	OBJECT
Object Name	:	**n3201nw2_1**
RA	:	09:59:52.780
DEC	:	-45:42:17.90
Exposure Time	:	60
Airmass	:	1.17
Sidereal Time	:	12:23:21
Filter ID	:	B
Observation Date	:	2019-02-11T17:01:23
CCD Temperature	:	-273.15



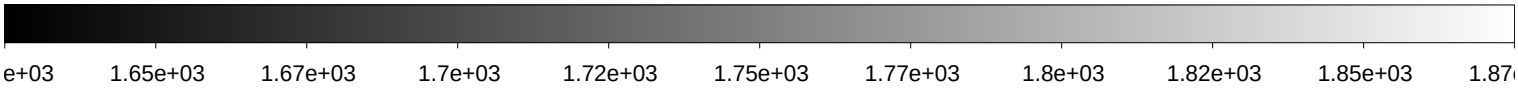

File Name	:	**xkmta.20190211.049584.fits** # 214 / 262 #
Project ID	:	SITE
Image Type	:	OBJECT
Object Name	:	**n3201nw2_2**
RA	:	10:00:02.710
DEC	:	-45:45:35.90
Exposure Time	:	60
Airmass	:	1.20
Sidereal Time	:	12:36:18
Filter ID	:	V
Observation Date	:	2019-02-11T17:14:17
CCD Temperature	:	-273.15



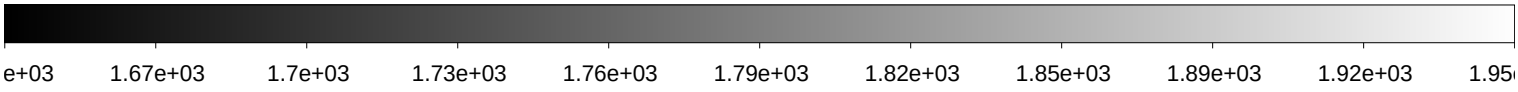

File Name	:	**xkmta.20190211.049585.fits** # 215 / 262 #
Project ID	:	SITE
Image Type	:	OBJECT
Object Name	:	**n3201nw2_3**
RA	:	09:59:42.870
DEC	:	-45:39:00.00
Exposure Time	:	60
Airmass	:	1.20
Sidereal Time	:	12:38:19
Filter ID	:	B
Observation Date	:	2019-02-11T17:16:17
CCD Temperature	:	-273.15



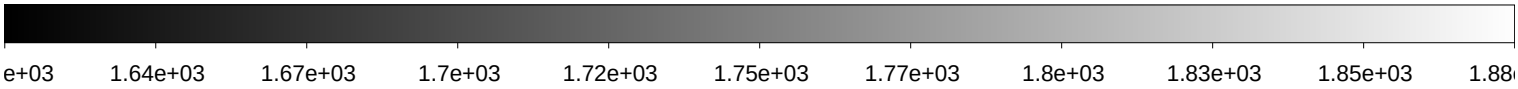

File Name	:	**xkmta.20190211.049586.fits** # 216 / 262 #
Project ID	:	SITE
Image Type	:	OBJECT
Object Name	:	**n3201nw2_3**
RA	:	09:59:42.870
DEC	:	-45:38:59.90
Exposure Time	:	60
Airmass	:	1.21
Sidereal Time	:	12:40:18
Filter ID	:	V
Observation Date	:	2019-02-11T17:18:16
CCD Temperature	:	-273.15



File Name	:	**xkmta.20190211.049587.fits** # 217 / 262 #
Project ID	:	SITE
Image Type	:	OBJECT
Object Name	:	**sw884906**
RA	:	16:34:03.280
DEC	:	-48:18:22.10
Exposure Time	:	90
Airmass	:	1.45
Sidereal Time	:	12:43:35
Filter ID	:	V
Observation Date	:	2019-02-11T17:21:33
CCD Temperature	:	-273.15



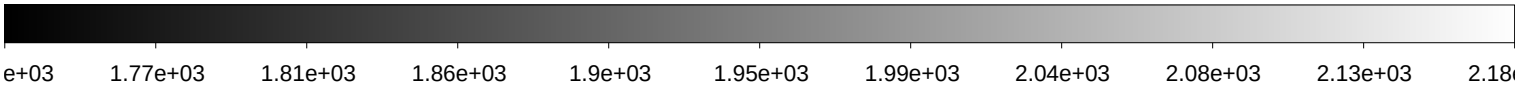

File Name	:	**xkmta.20190211.049588.fits** # 218 / 262 #
Project ID	:	SITE
Image Type	:	OBJECT
Object Name	:	**sw884906**
RA	:	16:34:03.330
DEC	:	-48:18:22.20
Exposure Time	:	90
Airmass	:	1.44
Sidereal Time	:	12:46:04
Filter ID	:	R
Observation Date	:	2019-02-11T17:24:02
CCD Temperature	:	-273.15

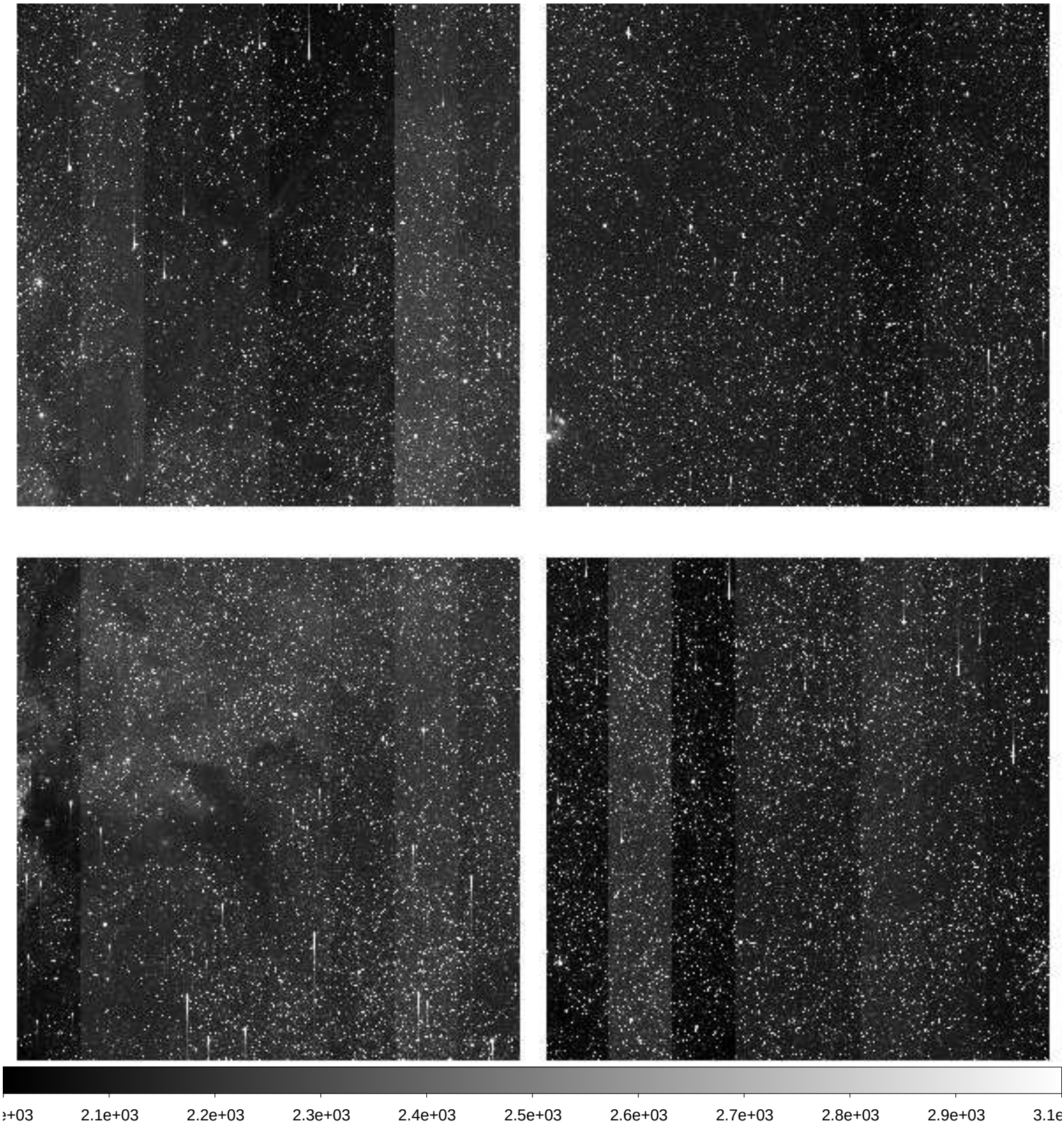

File Name	:	**xkmta.20190211.049589.fits** # 219 / 262 #
Project ID	:	SITE
Image Type	:	OBJECT
Object Name	:	**sw884906**
RA	:	16:34:03.300
DEC	:	-48:18:22.20
Exposure Time	:	60
Airmass	:	1.43
Sidereal Time	:	12:48:33
Filter ID	:	I
Observation Date	:	2019-02-11T17:26:43
CCD Temperature	:	-273.15

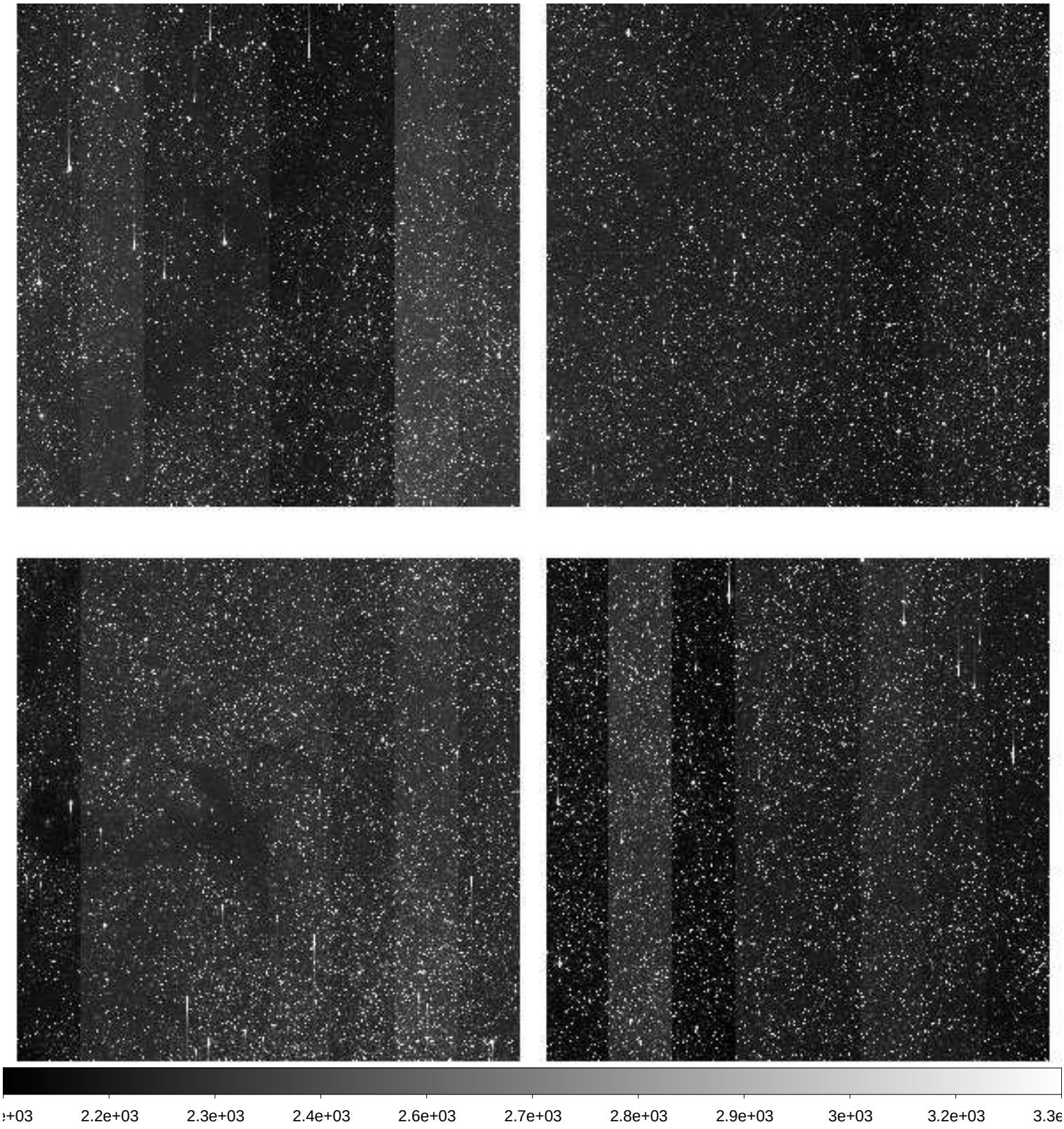

File Name	:	**xkmta.20190211.049590.fits** # 220 / 262 #
Project ID	:	SITE
Image Type	:	OBJECT
Object Name	:	**sw884906**
RA	:	16:34:03.310
DEC	:	-48:18:22.20
Exposure Time	:	90
Airmass	:	1.42
Sidereal Time	:	12:50:48
Filter ID	:	V
Observation Date	:	2019-02-11T17:28:45
CCD Temperature	:	-273.15



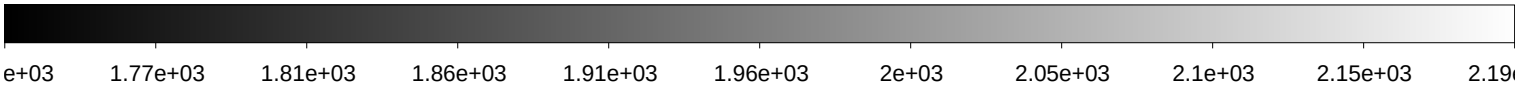

File Name	:	**xkmta.20190211.049591.fits** # 221 / 262 #
Project ID	:	SITE
Image Type	:	OBJECT
Object Name	:	**sw884906**
RA	:	16:34:03.310
DEC	:	-48:18:22.10
Exposure Time	:	90
Airmass	:	1.41
Sidereal Time	:	12:53:15
Filter ID	:	R
Observation Date	:	2019-02-11T17:31:24
CCD Temperature	:	-273.15

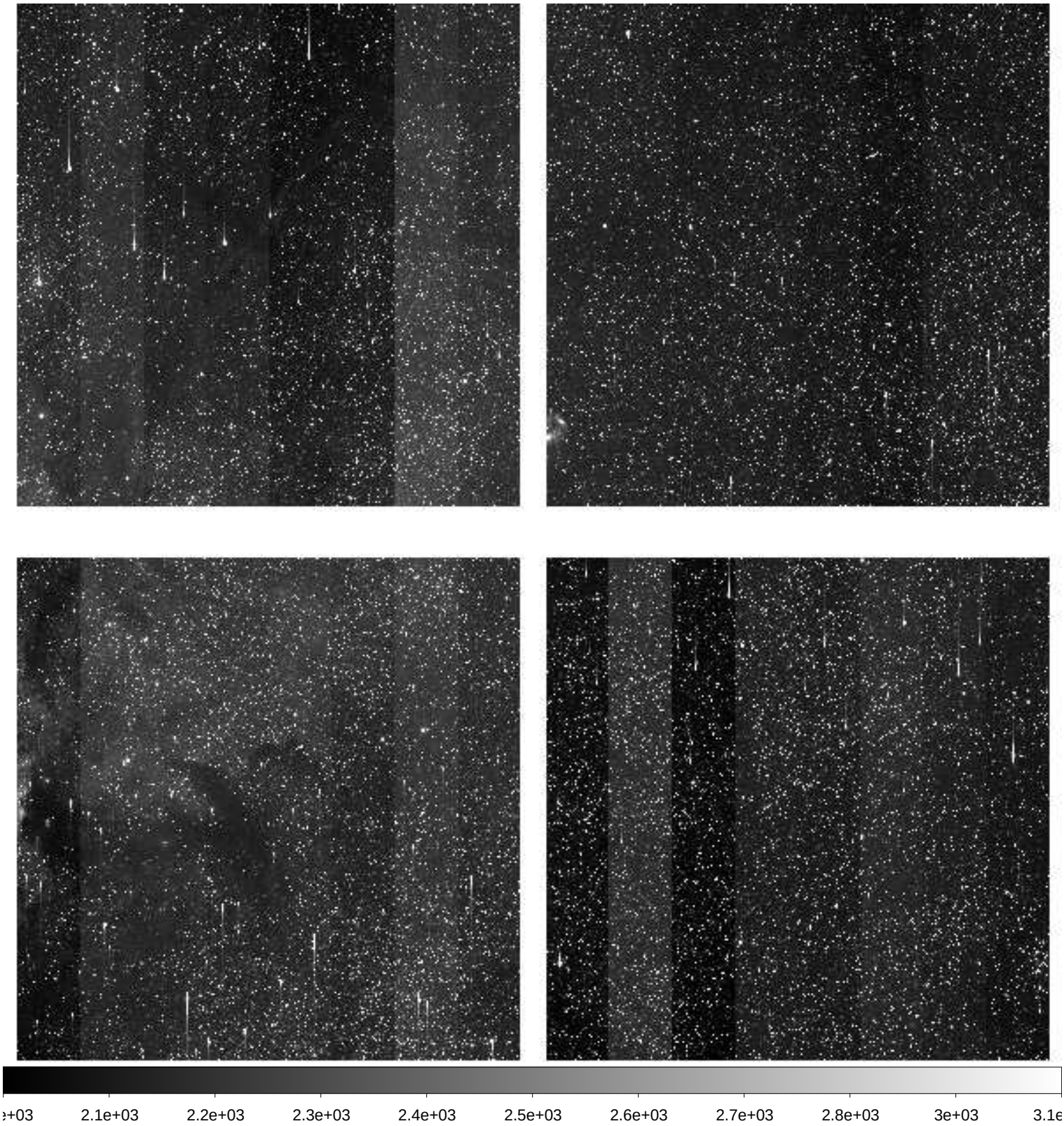

File Name	:	**xkmta.20190211.049592.fits** # 222 / 262 #
Project ID	:	SITE
Image Type	:	OBJECT
Object Name	:	**sw884906**
RA	:	16:34:03.310
DEC	:	-48:18:22.20
Exposure Time	:	60
Airmass	:	1.40
Sidereal Time	:	12:56:04
Filter ID	:	I
Observation Date	:	2019-02-11T17:34:01
CCD Temperature	:	-273.15



File Name	:	**xkmta.20190211.049593.fits** # 223 / 262 #
Project ID	:	SITE
Image Type	:	OBJECT
Object Name	:	**sw884906**
RA	:	16:34:03.310
DEC	:	-48:18:22.20
Exposure Time	:	90
Airmass	:	1.39
Sidereal Time	:	12:58:03
Filter ID	:	V
Observation Date	:	2019-02-11T17:36:11
CCD Temperature	:	-273.15



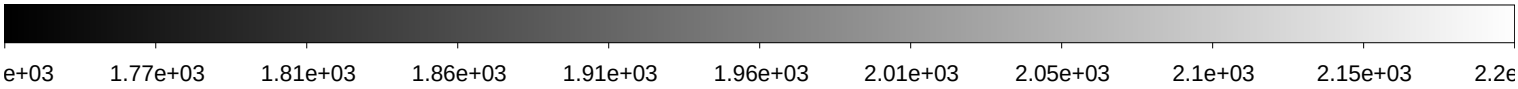

File Name	:	**xkmta.20190211.049594.fits** # 224 / 262 #
Project ID	:	SITE
Image Type	:	OBJECT
Object Name	:	**sw884906**
RA	:	16:34:03.310
DEC	:	-48:18:22.20
Exposure Time	:	90
Airmass	:	1.38
Sidereal Time	:	13:00:42
Filter ID	:	R
Observation Date	:	2019-02-11T17:38:50
CCD Temperature	:	-273.15



File Name	:	**xkmta.20190211.049595.fits** # 225 / 262 #
Project ID	:	SITE
Image Type	:	OBJECT
Object Name	:	**sw884906**
RA	:	16:34:03.320
DEC	:	-48:18:22.10
Exposure Time	:	60
Airmass	:	1.37
Sidereal Time	:	13:03:23
Filter ID	:	I
Observation Date	:	2019-02-11T17:41:30
CCD Temperature	:	-273.15



File Name	:	**xkmta.20190211.049596.fits** # 226 / 262 #
Project ID	:	SITE
Image Type	:	OBJECT
Object Name	:	**gaia17cfq**
RA	:	12:26:41.260
DEC	:	-33:38:27.20
Exposure Time	:	60
Airmass	:	1.01
Sidereal Time	:	13:06:15
Filter ID	:	V
Observation Date	:	2019-02-11T17:44:09
CCD Temperature	:	-273.15



File Name	:	**xkmta.20190211.049597.fits** # 227 / 262 #
Project ID	:	SITE
Image Type	:	OBJECT
Object Name	:	**gaia17cfq**
RA	:	12:26:41.280
DEC	:	-33:38:27.20
Exposure Time	:	60
Airmass	:	1.01
Sidereal Time	:	13:08:13
Filter ID	:	V
Observation Date	:	2019-02-11T17:46:07
CCD Temperature	:	-273.15



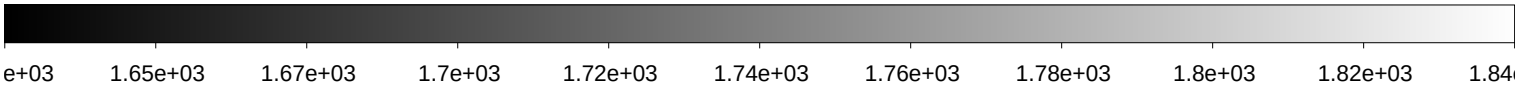

File Name	:	**xkmta.20190211.049598.fits** # 228 / 262 #
Project ID	:	SITE
Image Type	:	OBJECT
Object Name	:	**gaia17cfq**
RA	:	12:26:41.250
DEC	:	-33:38:27.10
Exposure Time	:	60
Airmass	:	1.01
Sidereal Time	:	13:10:13
Filter ID	:	V
Observation Date	:	2019-02-11T17:48:06
CCD Temperature	:	-273.15



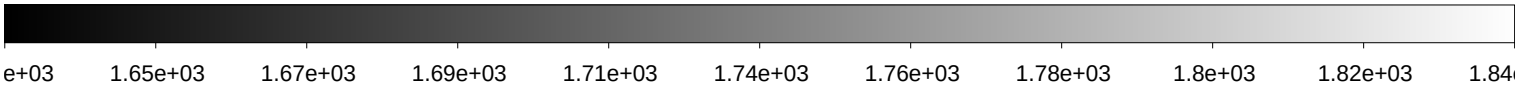

File Name	:	**xkmta.20190211.049599.fits** # 229 / 262 #
Project ID	:	SITE
Image Type	:	OBJECT
Object Name	:	**gaia17cfq**
RA	:	12:26:41.260
DEC	:	-33:38:27.20
Exposure Time	:	60
Airmass	:	1.01
Sidereal Time	:	13:12:08
Filter ID	:	I
Observation Date	:	2019-02-11T17:50:02
CCD Temperature	:	-273.15



File Name	:	**xkmta.20190211.049600.fits** # 230 / 262 #
Project ID	:	SITE
Image Type	:	OBJECT
Object Name	:	**gaia17cfq**
RA	:	12:26:41.250
DEC	:	-33:38:27.20
Exposure Time	:	60
Airmass	:	1.02
Sidereal Time	:	13:14:11
Filter ID	:	I
Observation Date	:	2019-02-11T17:52:05
CCD Temperature	:	-273.15



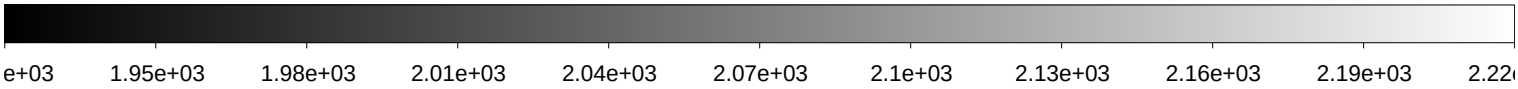

File Name	:	**xkmta.20190211.049601.fits** # 231 / 262 #
Project ID	:	SITE
Image Type	:	OBJECT
Object Name	:	**gaia17cfq**
RA	:	12:26:41.260
DEC	:	-33:38:27.20
Exposure Time	:	60
Airmass	:	1.02
Sidereal Time	:	13:16:08
Filter ID	:	I
Observation Date	:	2019-02-11T17:54:01
CCD Temperature	:	-273.15



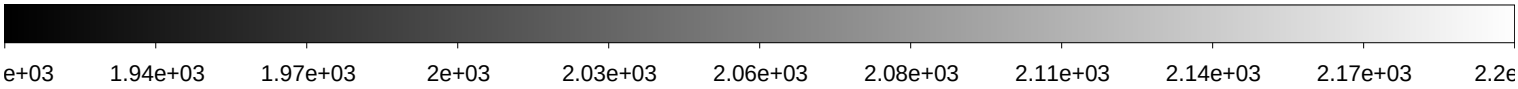

File Name	:	**xkmta.20190211.049602.fits** # 232 / 262 #
Project ID	:	SITE
Image Type	:	OBJECT
Object Name	:	**sw884906**
RA	:	16:34:03.290
DEC	:	-48:18:22.10
Exposure Time	:	90
Airmass	:	1.32
Sidereal Time	:	13:18:48
Filter ID	:	V
Observation Date	:	2019-02-11T17:56:40
CCD Temperature	:	-273.15



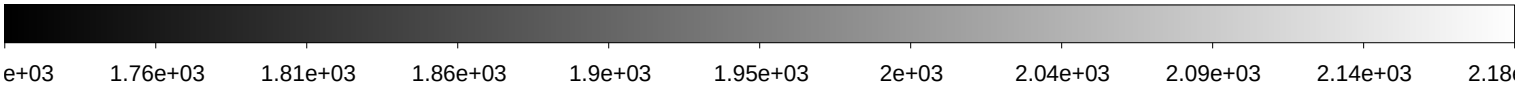

File Name	:	**xkmta.20190211.049603.fits** # 233 / 262 #
Project ID	:	SITE
Image Type	:	OBJECT
Object Name	:	**sw884906**
RA	:	16:34:03.310
DEC	:	-48:18:22.20
Exposure Time	:	90
Airmass	:	1.31
Sidereal Time	:	13:21:21
Filter ID	:	R
Observation Date	:	2019-02-11T17:59:26
CCD Temperature	:	-273.15



File Name	:	**xkmta.20190211.049604.fits** # 234 / 262 #
Project ID	:	SITE
Image Type	:	OBJECT
Object Name	:	**sw884906**
RA	:	16:34:03.330
DEC	:	-48:18:22.10
Exposure Time	:	60
Airmass	:	1.30
Sidereal Time	:	13:24:00
Filter ID	:	I
Observation Date	:	2019-02-11T18:01:52
CCD Temperature	:	-273.15



File Name	:	**xkmta.20190211.049605.fits** # 235 / 262 #
Project ID	:	SITE
Image Type	:	OBJECT
Object Name	:	**sw884906**
RA	:	16:34:03.330
DEC	:	-48:18:22.10
Exposure Time	:	90
Airmass	:	1.30
Sidereal Time	:	13:25:57
Filter ID	:	V
Observation Date	:	2019-02-11T18:03:48
CCD Temperature	:	-273.15



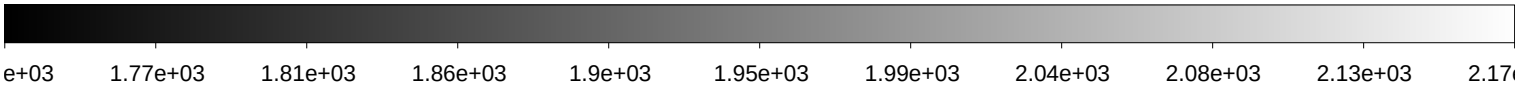

File Name	:	**xkmta.20190211.049606.fits** # 236 / 262 #
Project ID	:	SITE
Image Type	:	OBJECT
Object Name	:	**sw884906**
RA	:	16:34:03.310
DEC	:	-48:18:22.20
Exposure Time	:	90
Airmass	:	1.29
Sidereal Time	:	13:28:24
Filter ID	:	R
Observation Date	:	2019-02-11T18:06:27
CCD Temperature	:	-273.15

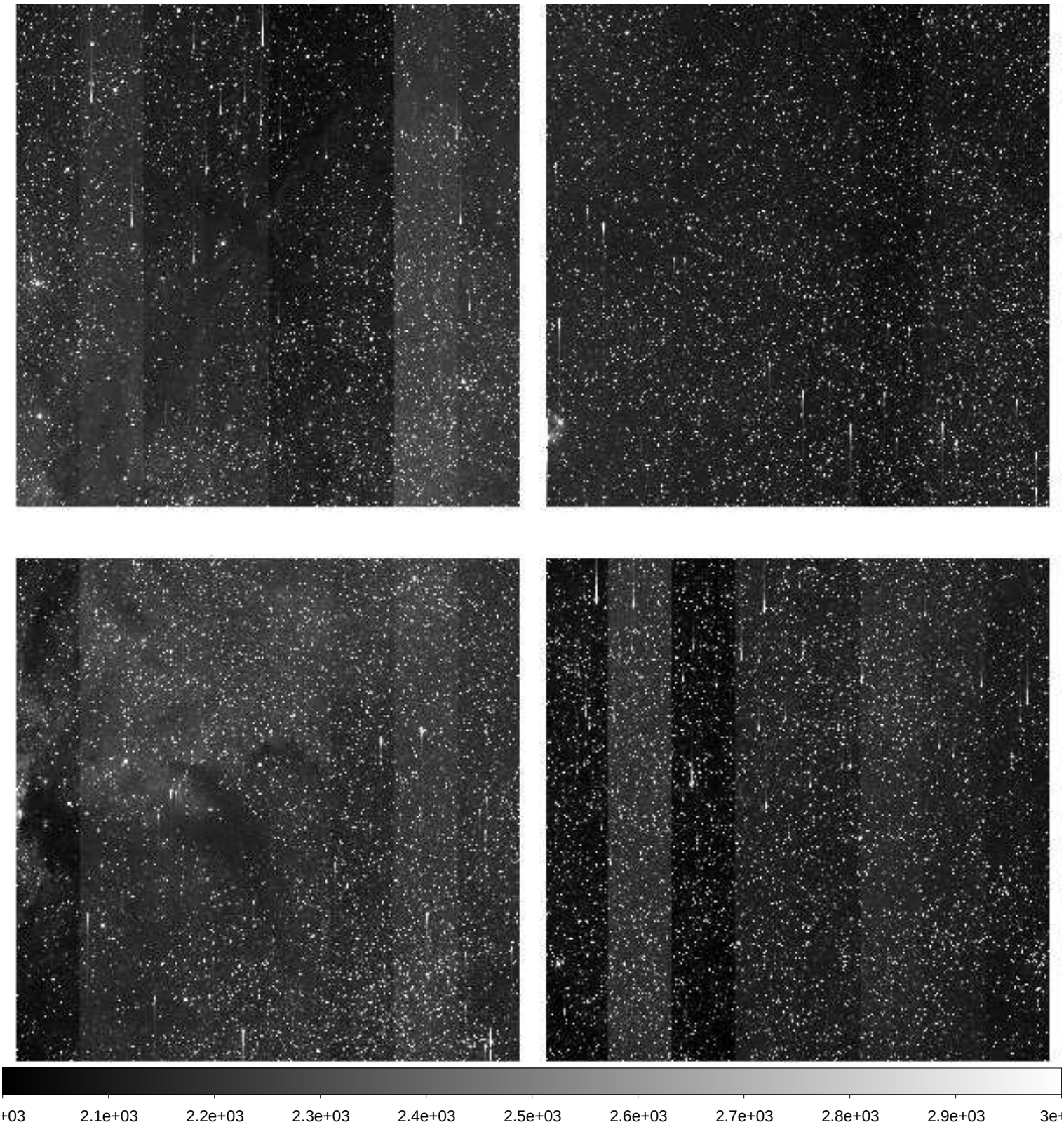

File Name	:	**xkmta.20190211.049607.fits** # 237 / 262 #
Project ID	:	SITE
Image Type	:	OBJECT
Object Name	:	**sw884906**
RA	:	16:34:03.320
DEC	:	-48:18:22.20
Exposure Time	:	60
Airmass	:	1.28
Sidereal Time	:	13:31:07
Filter ID	:	I
Observation Date	:	2019-02-11T18:09:10
CCD Temperature	:	-273.15

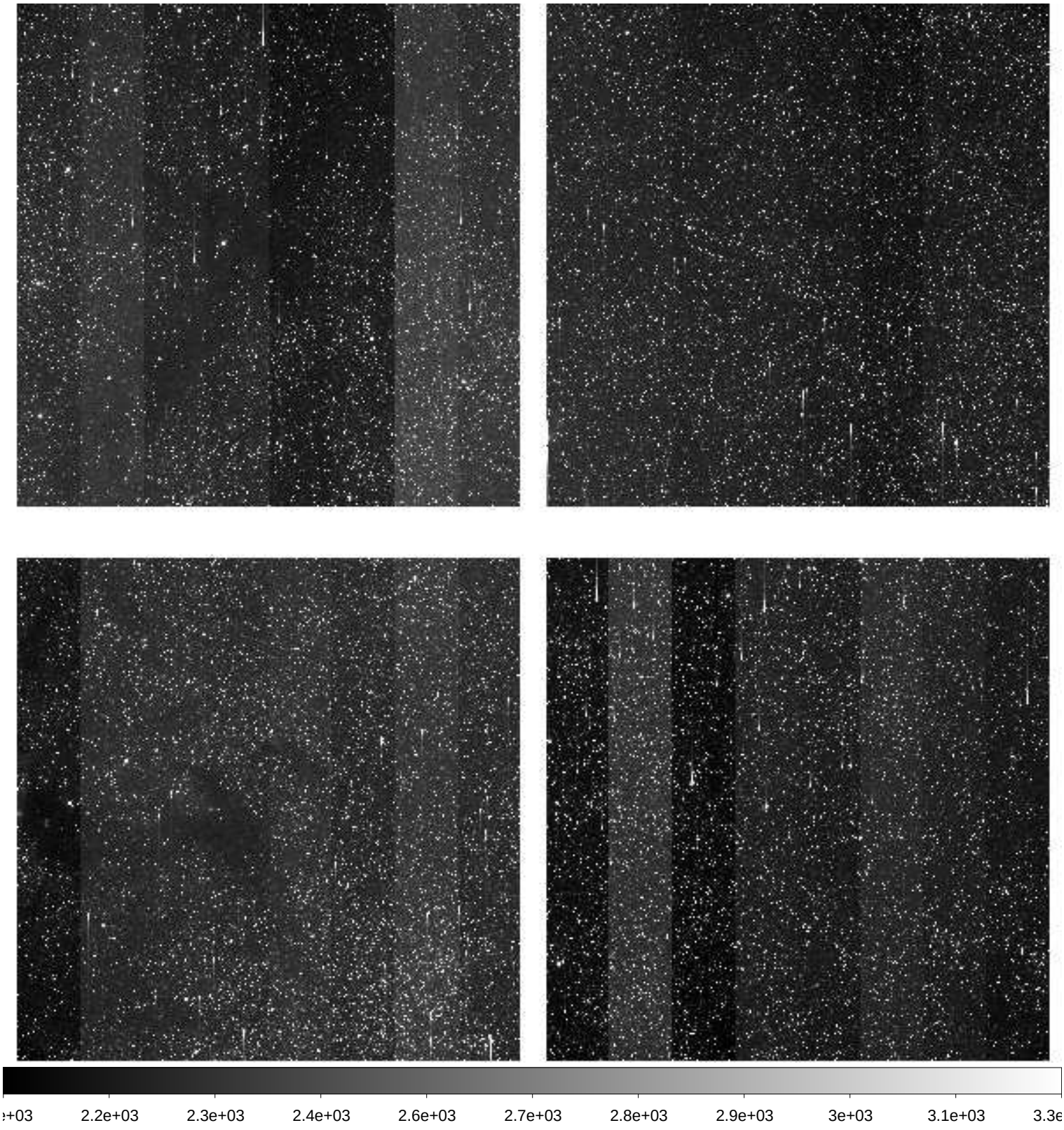

File Name	:	**xkmta.20190211.049608.fits** # 238 / 262 #
Project ID	:	SITE
Image Type	:	OBJECT
Object Name	:	**sw884906**
RA	:	16:34:03.320
DEC	:	-48:18:22.10
Exposure Time	:	90
Airmass	:	1.27
Sidereal Time	:	13:33:17
Filter ID	:	V
Observation Date	:	2019-02-11T18:11:19
CCD Temperature	:	-273.15



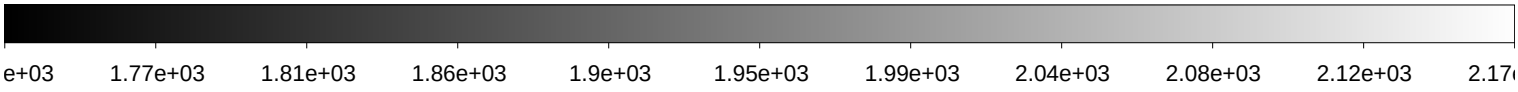

File Name	:	**xkmta.20190211.049609.fits** # 239 / 262 #
Project ID	:	SITE
Image Type	:	OBJECT
Object Name	:	**sw884906**
RA	:	16:34:03.320
DEC	:	-48:18:22.10
Exposure Time	:	90
Airmass	:	1.27
Sidereal Time	:	13:36:00
Filter ID	:	R
Observation Date	:	2019-02-11T18:13:50
CCD Temperature	:	-273.15

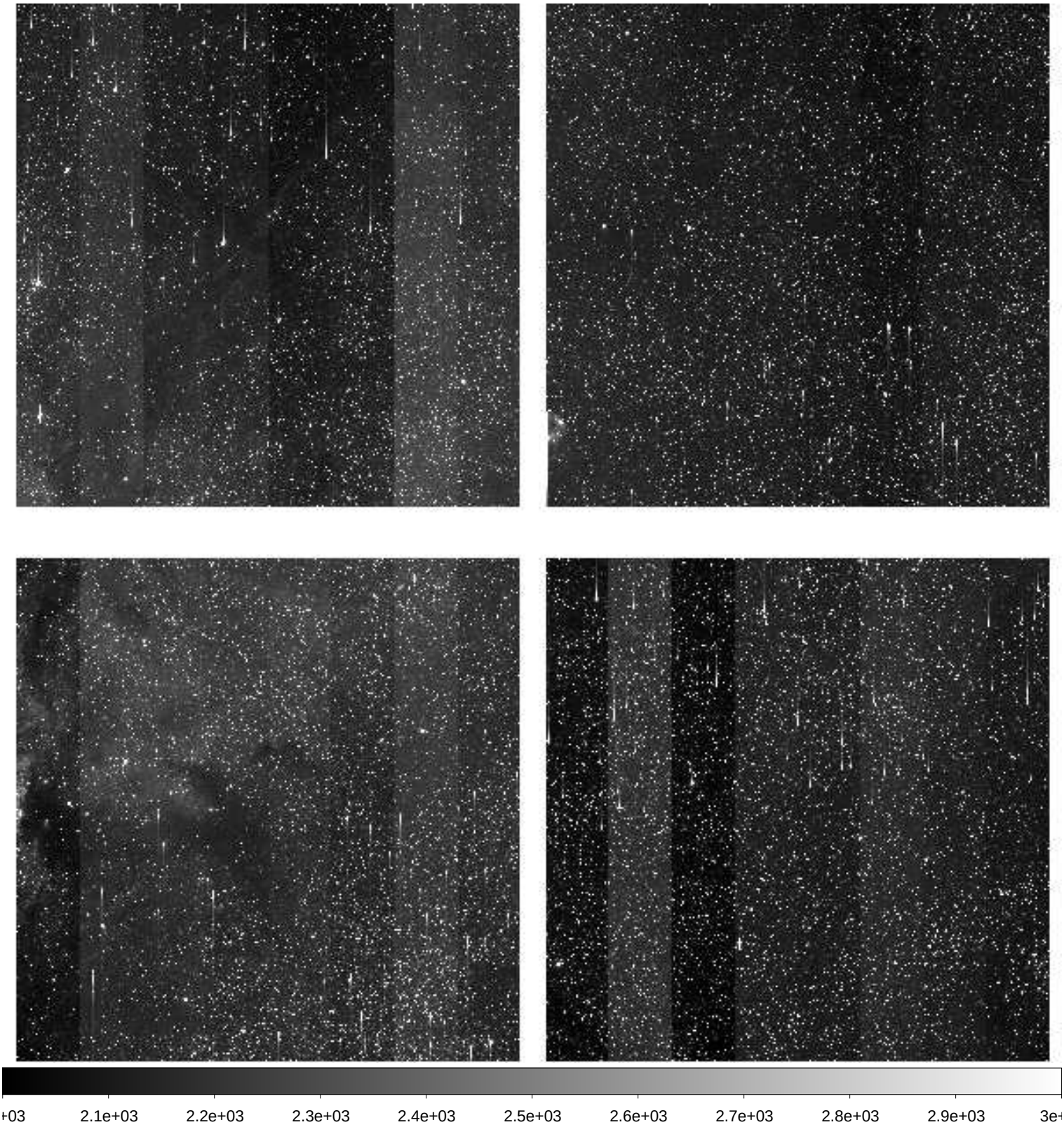

File Name	:	**xkmta.20190211.049610.fits** # 240 / 262 #
Project ID	:	SITE
Image Type	:	OBJECT
Object Name	:	**sw884906**
RA	:	16:34:03.340
DEC	:	-48:18:22.20
Exposure Time	:	60
Airmass	:	1.26
Sidereal Time	:	13:38:27
Filter ID	:	I
Observation Date	:	2019-02-11T18:16:19
CCD Temperature	:	-273.15



File Name	:	**xkmta.20190211.049611.fits** # 241 / 262 #
Project ID	:	SITE
Image Type	:	OBJECT
Object Name	:	**sw884906**
RA	:	16:34:03.340
DEC	:	-48:18:22.10
Exposure Time	:	90
Airmass	:	1.25
Sidereal Time	:	13:43:27
Filter ID	:	V
Observation Date	:	2019-02-11T18:21:16
CCD Temperature	:	-273.15



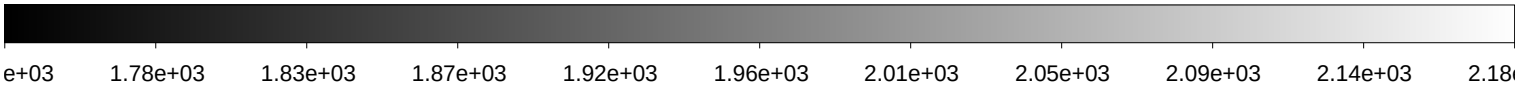

File Name	:	**xkmta.20190211.049612.fits** # 242 / 262 #
Project ID	:	SITE
Image Type	:	OBJECT
Object Name	:	**sw884906**
RA	:	16:34:03.310
DEC	:	-48:18:22.20
Exposure Time	:	90
Airmass	:	1.24
Sidereal Time	:	13:45:54
Filter ID	:	R
Observation Date	:	2019-02-11T18:23:55
CCD Temperature	:	-273.15

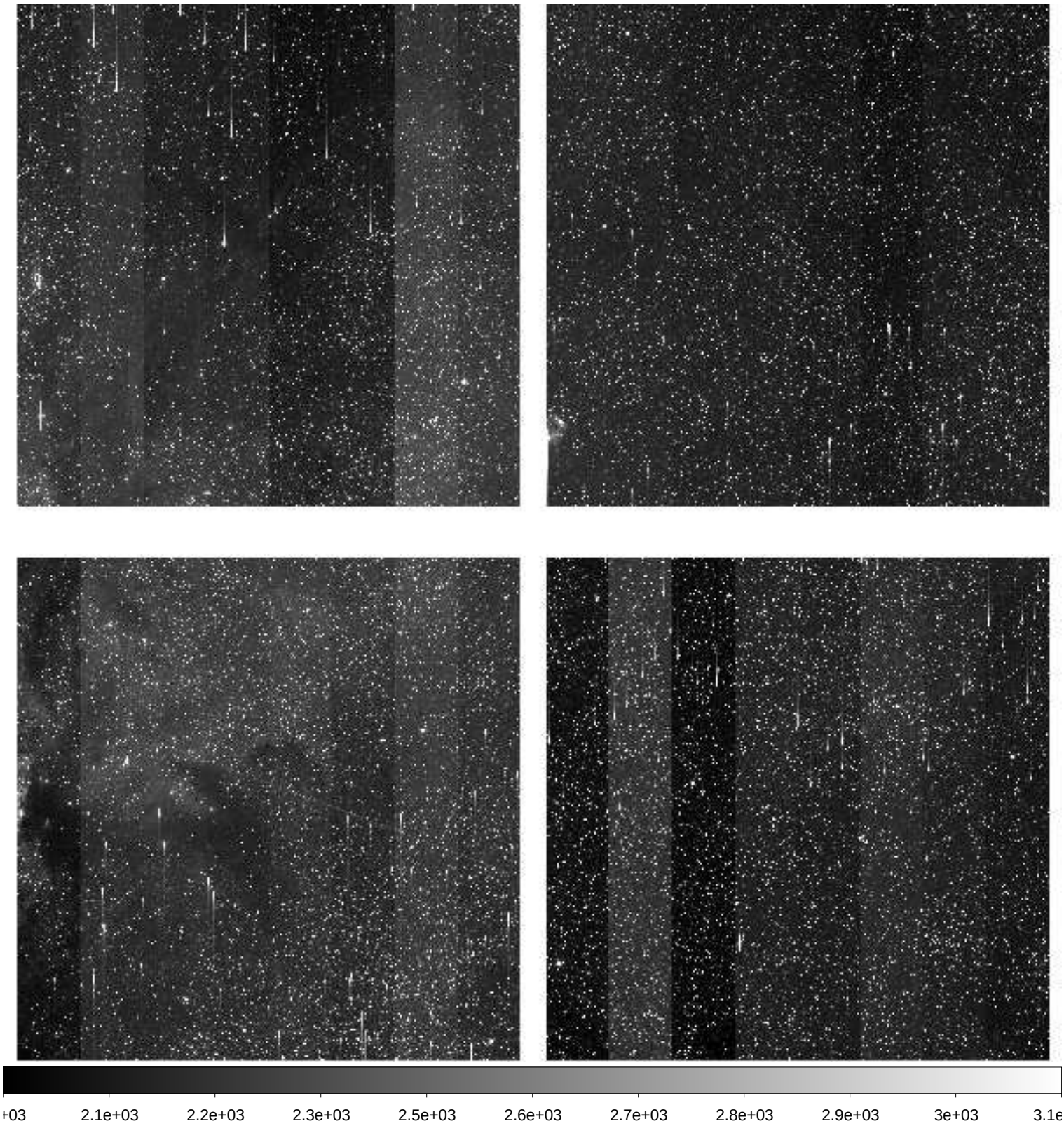

File Name	:	**xkmta.20190211.049613.fits** # 243 / 262 #
Project ID	:	SITE
Image Type	:	OBJECT
Object Name	:	**sw884906**
RA	:	16:34:03.320
DEC	:	-48:18:22.10
Exposure Time	:	60
Airmass	:	1.23
Sidereal Time	:	13:48:40
Filter ID	:	I
Observation Date	:	2019-02-11T18:26:27
CCD Temperature	:	-273.15



File Name	:	**xkmta.20190211.049614.fits** # 244 / 262 #
Project ID	:	SITE
Image Type	:	OBJECT
Object Name	:	**sw884906**
RA	:	16:34:03.320
DEC	:	-48:18:22.10
Exposure Time	:	90
Airmass	:	1.23
Sidereal Time	:	13:50:38
Filter ID	:	V
Observation Date	:	2019-02-11T18:28:38
CCD Temperature	:	-273.15



File Name	:	**xkmta.20190211.049615.fits** # 245 / 262 #
Project ID	:	SITE
Image Type	:	OBJECT
Object Name	:	**sw884906**
RA	:	16:34:03.330
DEC	:	-48:18:22.20
Exposure Time	:	90
Airmass	:	1.22
Sidereal Time	:	13:53:18
Filter ID	:	R
Observation Date	:	2019-02-11T18:31:17
CCD Temperature	:	-273.15

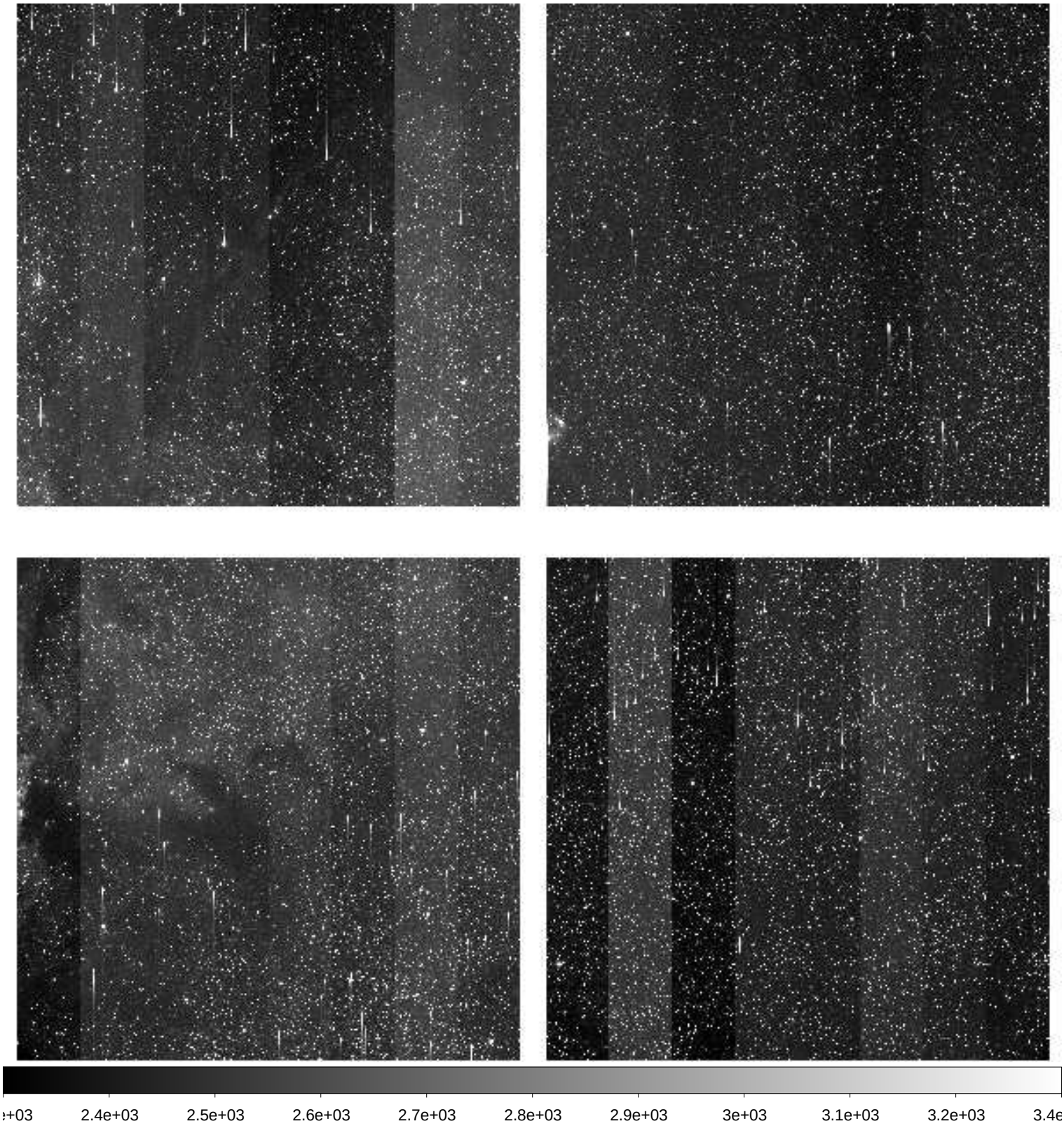

File Name	:	**xkmta.20190211.049616.fits** # 246 / 262 #
Project ID	:	SITE
Image Type	:	OBJECT
Object Name	:	**sw884906**
RA	:	16:34:03.320
DEC	:	-48:18:22.10
Exposure Time	:	60
Airmass	:	1.21
Sidereal Time	:	13:55:57
Filter ID	:	I
Observation Date	:	2019-02-11T18:33:56
CCD Temperature	:	-273.15



File Name	:	**xkmta.20190211.049617.fits** # 247 / 262 #
Project ID	:	SITE
Image Type	:	OBJECT
Object Name	:	**sw884906**
RA	:	16:34:03.320
DEC	:	-48:18:22.20
Exposure Time	:	90
Airmass	:	1.21
Sidereal Time	:	13:58:07
Filter ID	:	V
Observation Date	:	2019-02-11T18:36:05
CCD Temperature	:	-273.15



File Name	:	**xkmta.20190211.049618.fits** # 248 / 262 #
Project ID	:	SITE
Image Type	:	OBJECT
Object Name	:	**sw884906**
RA	:	16:34:03.320
DEC	:	-48:18:22.10
Exposure Time	:	90
Airmass	:	1.20
Sidereal Time	:	14:00:46
Filter ID	:	R
Observation Date	:	2019-02-11T18:38:45
CCD Temperature	:	-273.15

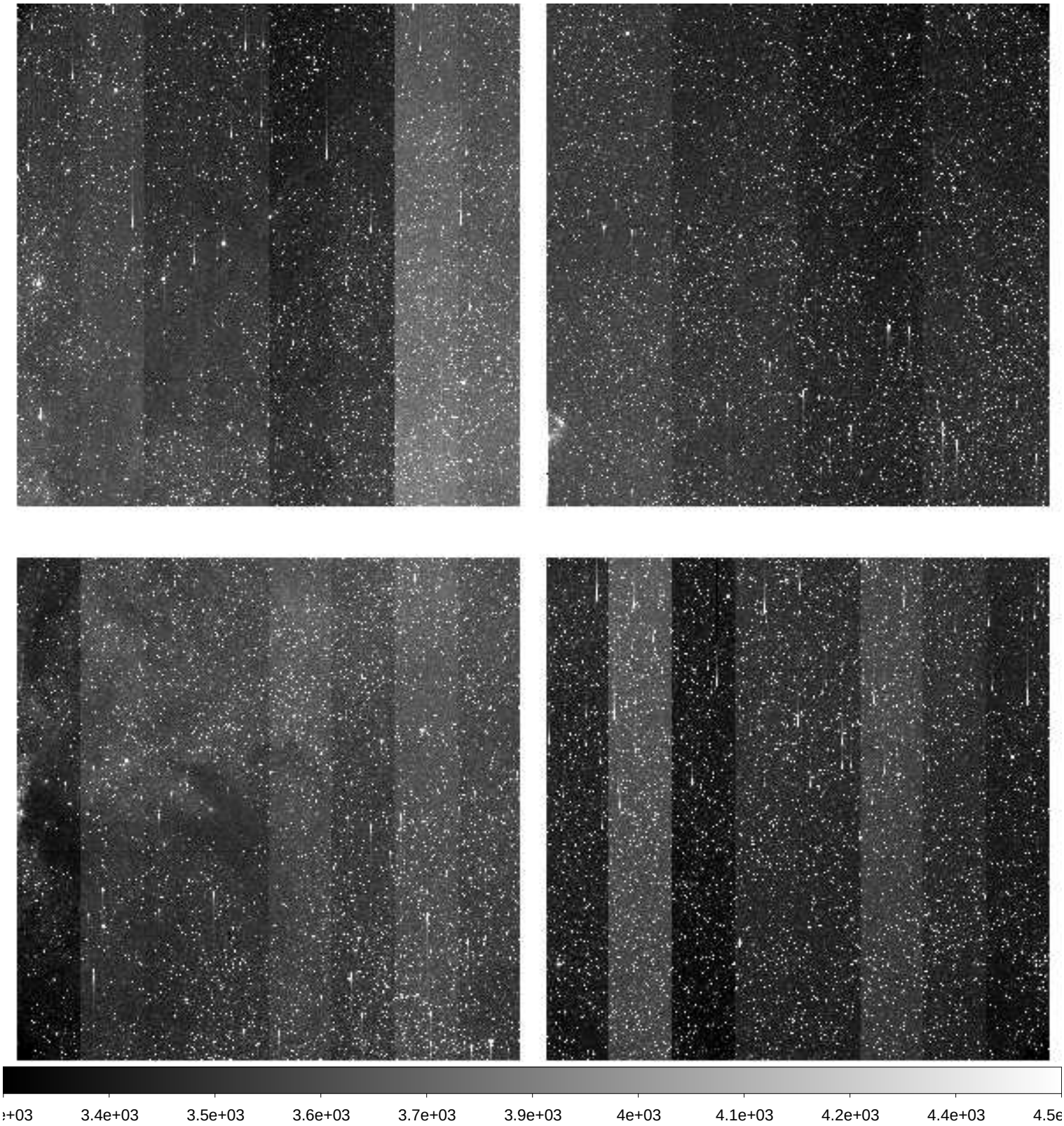

File Name	:	**xkmta.20190211.049619.fits** # 249 / 262 #
Project ID	:	SITE
Image Type	:	OBJECT
Object Name	:	**sw884906**
RA	:	16:34:03.320
DEC	:	-48:18:22.20
Exposure Time	:	60
Airmass	:	1.20
Sidereal Time	:	14:03:26
Filter ID	:	I
Observation Date	:	2019-02-11T18:41:11
CCD Temperature	:	-273.15



File Name	:	**xkmta.20190211.049620.fits** # 250 / 262 #
Project ID	:	ALL
Image Type	:	BIAS
Object Name	:	**bias**
RA	:	16:34:03.260
DEC	:	-48:18:22.40
Exposure Time	:	0
Airmass	:	1.19
Sidereal Time	:	14:06:01
Filter ID	:	I
Observation Date	:	2019-02-11T18:43:45
CCD Temperature	:	-273.15



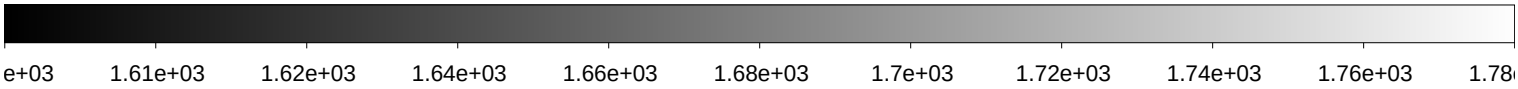

File Name	:	**xkmta.20190211.049621.fits** # 251 / 262 #
Project ID	:	ALL
Image Type	:	BIAS
Object Name	:	**bias**
RA	:	16:34:03.260
DEC	:	-48:18:22.50
Exposure Time	:	0
Airmass	:	1.19
Sidereal Time	:	14:06:57
Filter ID	:	I
Observation Date	:	2019-02-11T18:44:54
CCD Temperature	:	-273.15



File Name	:	**xkmta.20190211.049622.fits** # 252 / 262 #
Project ID	:	ALL
Image Type	:	BIAS
Object Name	:	**bias**
RA	:	16:34:03.230
DEC	:	-48:18:22.50
Exposure Time	:	0
Airmass	:	1.19
Sidereal Time	:	14:08:13
Filter ID	:	I
Observation Date	:	2019-02-11T18:46:09
CCD Temperature	:	-273.15



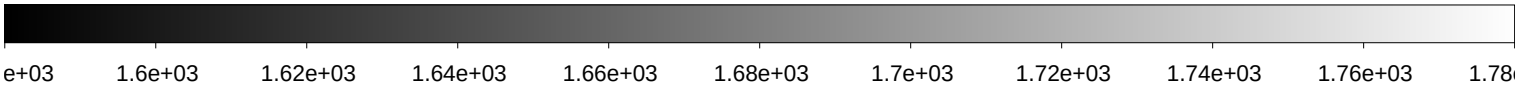

File Name	:	**xkmta.20190211.049623.fits** # 253 / 262 #
Project ID	:	ALL
Image Type	:	BIAS
Object Name	:	**bias**
RA	:	16:34:03.190
DEC	:	-48:18:22.60
Exposure Time	:	0
Airmass	:	1.19
Sidereal Time	:	14:09:21
Filter ID	:	I
Observation Date	:	2019-02-11T18:47:18
CCD Temperature	:	-273.15



File Name	:	**xkmta.20190211.049624.fits** # 254 / 262 #
Project ID	:	ALL
Image Type	:	BIAS
Object Name	:	**bias**
RA	:	13:19:39.140
DEC	:	-21:58:47.90
Exposure Time	:	0
Airmass	:	1.03
Sidereal Time	:	14:10:30
Filter ID	:	I
Observation Date	:	2019-02-11T18:48:27
CCD Temperature	:	-273.15



File Name	:	**xkmta.20190211.049625.fits** # 255 / 262 #
Project ID	:	ALL
Image Type	:	FLAT
Object Name	:	**flat**
RA	:	12:56:24.640
DEC	:	-21:06:38.70
Exposure Time	:	40
Airmass	:	1.08
Sidereal Time	:	14:24:05
Filter ID	:	R
Observation Date	:	2019-02-11T19:01:47
CCD Temperature	:	-273.15



File Name	:	**xkmta.20190211.049626.fits** # 256 / 262 #
Project ID	:	ALL
Image Type	:	FLAT
Object Name	:	**flat**
RA	:	12:57:00.040
DEC	:	-21:02:16.30
Exposure Time	:	40
Airmass	:	1.08
Sidereal Time	:	14:25:42
Filter ID	:	R
Observation Date	:	2019-02-11T19:03:23
CCD Temperature	:	-273.15



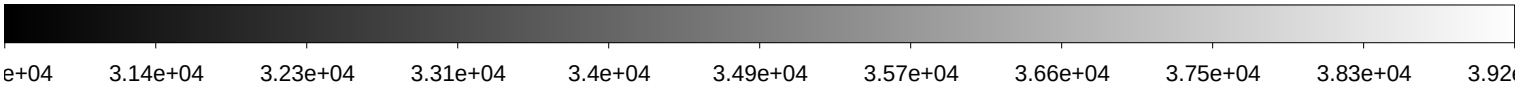

File Name	:	**xkmta.20190211.049627.fits** # 257 / 262 #
Project ID	:	ALL
Image Type	:	FLAT
Object Name	:	**flat**
RA	:	12:57:03.830
DEC	:	-20:55:31.20
Exposure Time	:	30
Airmass	:	1.08
Sidereal Time	:	14:27:19
Filter ID	:	R
Observation Date	:	2019-02-11T19:05:12
CCD Temperature	:	-273.15



File Name	:	**xkmta.20190211.049628.fits** # 258 / 262 #
Project ID	:	ALL
Image Type	:	FLAT
Object Name	:	**flat**
RA	:	12:57:27.690
DEC	:	-20:50:04.00
Exposure Time	:	20
Airmass	:	1.08
Sidereal Time	:	14:28:58
Filter ID	:	R
Observation Date	:	2019-02-11T19:06:39
CCD Temperature	:	-273.15



File Name	:	**xkmta.20190211.049629.fits** # 259 / 262 #
Project ID	:	ALL
Image Type	:	FLAT
Object Name	:	**flat**
RA	:	12:57:38.690
DEC	:	-20:47:47.70
Exposure Time	:	30
Airmass	:	1.09
Sidereal Time	:	14:30:15
Filter ID	:	B
Observation Date	:	2019-02-11T19:07:56
CCD Temperature	:	-273.15



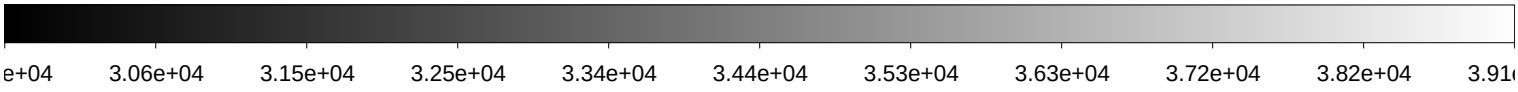

File Name	:	**xkmta.20190211.049630.fits** # 260 / 262 #
Project ID	:	ALL
Image Type	:	FLAT
Object Name	:	**flat**
RA	:	12:57:42.580
DEC	:	-20:39:22.20
Exposure Time	:	20
Airmass	:	1.09
Sidereal Time	:	14:31:50
Filter ID	:	B
Observation Date	:	2019-02-11T19:09:31
CCD Temperature	:	-273.15



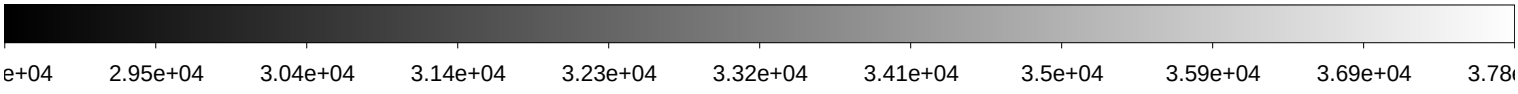

File Name	:	**xkmta.20190211.049631.fits** # 261 / 262 #
Project ID	:	ALL
Image Type	:	FLAT
Object Name	:	**flat**
RA	:	12:57:58.050
DEC	:	-20:36:10.70
Exposure Time	:	20
Airmass	:	1.09
Sidereal Time	:	14:33:22
Filter ID	:	B
Observation Date	:	2019-02-11T19:11:02
CCD Temperature	:	-273.15



File Name	:	**xkmta.20190211.049632.fits** # 262 / 262 #
Project ID	:	OBS
Image Type	:	DARK
Object Name	:	**end**
RA	:	14:35:37.230
DEC	:	-30:58:56.80
Exposure Time	:	30
Airmass	:	1.00
Sidereal Time	:	14:36:28
Filter ID	:	V
Observation Date	:	2019-02-11T19:14:08
CCD Temperature	:	-273.15