



PARTS MANUAL (ANSI/CSA & KC)

# DC ELECTRIC SCISSORS

MODELS **SJIII 3215** **SJIII 3219**

160607AF November 2013

**SKYJACK**<sup>™</sup>

## **This manual is based on Serial Numbers:**

**SJIII 3215** 10 000 839 to 10 000 995  
**SJIII 3219** 22 032 963, 22 032 964, 22 035 881, 22 037 437 to 22 057 771

Please refer to the website - [www.skyjack.com](http://www.skyjack.com) for older Serial Numbers.

### **Skyjack Service Center**

3451 Swenson Ave. St. Charles, Illinois, 60174 USA

Phone: 630-262-0005

Toll Free: 1-800-275-9522

Fax: 630-262-0006

Email: [service@skyjack.com](mailto:service@skyjack.com)

### **Parts (North America)**

Toll Free: 1-800-965-4626

Toll Free Fax: 1-888-782-4825

Email: [parts@skyjack.com](mailto:parts@skyjack.com)

### **Parts & Service (Europe)**

Unit 1 Maes Y Clawdd, Maesbury Road Industrial Estate Oswestry, Shropshire SY10 8NN UK

Phone: +44-1691-676-235

Fax: +44-1691-676-238

Email: [info@skyjackeurope.co.uk](mailto:info@skyjackeurope.co.uk)

### **Skyjack Brasil**

Alameda Júpiter, 710

American Park Empresarial

Indaiatuba, SP, Brasil 13347-653

Tel.: +55 19 3936 0132

### **Skyjack Australia Pty Ltd.**

4 Coates Place, Wetherill Park

New South Wales 2164

Australia

Phone: +61 (0) 28786 3200

Fax: +61(0) 28786 3222

# DC Electric Scissor Lifts Parts Manual

## General

The information contained in this section is designed to aid the user in locating and identifying replacement parts. Component parts of various assemblies and sub-assemblies comprising the work platform are illustrated and accompanied by a descriptive parts list. Exploded drawings are used to show relative location of component parts in disassembly order. If a part cannot be found in this section, order by work platform model number and serial number, giving a complete description of the part.

## Parts Ordering Information

When ordering replacement parts, the complete part number and description should be used to ensure proper identification and delivery of the desired item. This complete identification should also be used when requesting equipment information.

## Method of Listing

Parts are listed in order according to the reference number shown in the illustration, followed by a full description based upon the "NOUN FIRST" method. That is, the noun name of the part is listed first, then the modifying description information which serves to specifically identify the item. For example: PIN, Clevis. Assemblies or groups are shown at the beginning of a parts list and are identified with the letter references A, B, C, etc. Individual parts in these lists have corresponding letters after their description to identify which assembly or group it is used in. Individual parts without identifying letters are used in all the assemblies or group shown at the beginning of the parts list. Descriptions preceded with an (•) indicates a serviceable component or

attaching hardware for the higher level assembly. If an index number initially starts with the letter "K", for example "K1", means it's a kit. Any item(s) included in a kit will not have an index number.

## Quantities (Units Per Assy.)

The quantities of each part that are required to complete the assembly. If quantity is (AR), it is understood that the quantity may vary when aerial platform is equipped with certain options. Order quantity as needed.

## Hardware

Standard screws, washers, nuts, etc. are not identified by a reference number. These parts are known as COMMON HARDWARE items and appear indented under the major items with which they are used. They should be ordered separately as listed, since they are not component parts of the pieces they attach to.

## How to Order Repair Parts

1. Address all orders to your local SKYJACK dealer.
2. Specify model and serial number of the work platform (found on the serial number plate).
3. List the quantity needed.
4. List the length needed (if bulk item).
5. List the part number and description as shown in this manual for each item.
6. Show billing and shipping address and name of individual if possible.
7. Suggest best routing.

CUSTOMER \_\_\_\_\_

DEALER \_\_\_\_\_

MODEL NUMBER \_\_\_\_\_

SERIAL NUMBER \_\_\_\_\_

DATE PURCHASED \_\_\_\_\_

## Use Only Skyjack Authorized Replacement Parts!

# Table of Contents

## 1.0 Platform Related Parts

1.1 Entrance Gates and Chains .....	8
1.2 Gate Latch Assembly .....	11
1.3 Side Railing Assembly.....	12
1.4 Extension Platform Railing Assembly .....	14
1.5 Extension Slide Railing.....	16
1.6 Quick Release Pins .....	17
1.7 Main Platform Assembly.....	18
1.8 Extension Platform Assembly .....	20
1.9 Platform Control Console Assembly .....	22
1.10 Enable Controller Assembly.....	24
1.11 Platform AC Outlet Assembly.....	28
1.12 Control Cable Assemblies.....	31

## 2.0 Scissor Related Parts

2.1 Scissor Stack Assembly.....	34
2.2 Scissor Stack Assembly - Accessories and Hardware.....	36
2.3 Scissor Stack Assembly - Mounting Hardware .....	38
2.4 Scissor Stack Assembly - Connecting Hardware .....	40
2.5 Scissor Arm Limit Switch Assemblies.....	42
2.6 Lift Cylinder Assembly and Mounting Hardware .....	46
2.7 Holding Valve Assembly.....	48

## 3.0 Base Related Parts

3.1 Base Assembly.....	52
3.2 Pothole Protection Device .....	54
3.3 Wheel Assembly.....	56
3.4 Steer Mechanism.....	58
3.5 Steer Assembly .....	60
3.6 Rear Axle Assembly.....	61
3.7 Brake Cylinder Assembly.....	62
3.8 Steer Cylinder Assembly .....	63
3.9 Hydraulic Hose Connections - Drive/Steer .....	65
3.10 Base Control Console Hardware .....	66
3.11 Base Control Harness and Switches .....	68

## 4.0 Hydraulic Tray Related Parts

4.1 Hydraulic/Electrical Tray Assembly.....	72
4.2 Main Manifold Assembly .....	74
4.3 Motor and Pump Assembly.....	78
4.4 Free-Wheeling Manifold Assembly.....	80
4.5 Proportional Manifold Assembly .....	81
4.6 Hydraulic Tank Lid Assembly .....	82
4.7 Hydraulic Hose Connections - Controls .....	83

## Table of Contents

### 5.0 Battery Tray Related Parts

5.1 Battery Tray Assembly.....	86
5.2 Battery Charger .....	90

### 6.0 Electrical Related Parts

6.1 Electrical Panel and Hardware Assembly .....	94
6.2 Electrical Panel and Hardware Assembly (ANSI/CSA EE rated) .....	96
6.3 Main Manifold Harness.....	98
6.4 Rear Manifold Harness.....	100
6.5 Horn/Flashing Light, Holding Valve, Tilt & Pressure Switch Harnesses.....	101

### 7.0 Optional Equipment

7.1 24VDC Inverter and Hardware (ANSI/CSA) .....	104
7.2 Inverter Assembly (ANSI/CSA).....	106
7.3 Air Hose to Platform Assembly .....	108
7.4 Black Logo Labels Option (Model 3219) .....	109
7.5 Pipe Rack Assembly (ANSI/CSA) .....	110
7.6 Flashing Amber Light Option .....	111
7.7 Dual Flashing Amber Light Option (Diagonal).....	112
7.8 Platform Control Console - Long Cable Option (ANSI/CSA).....	114

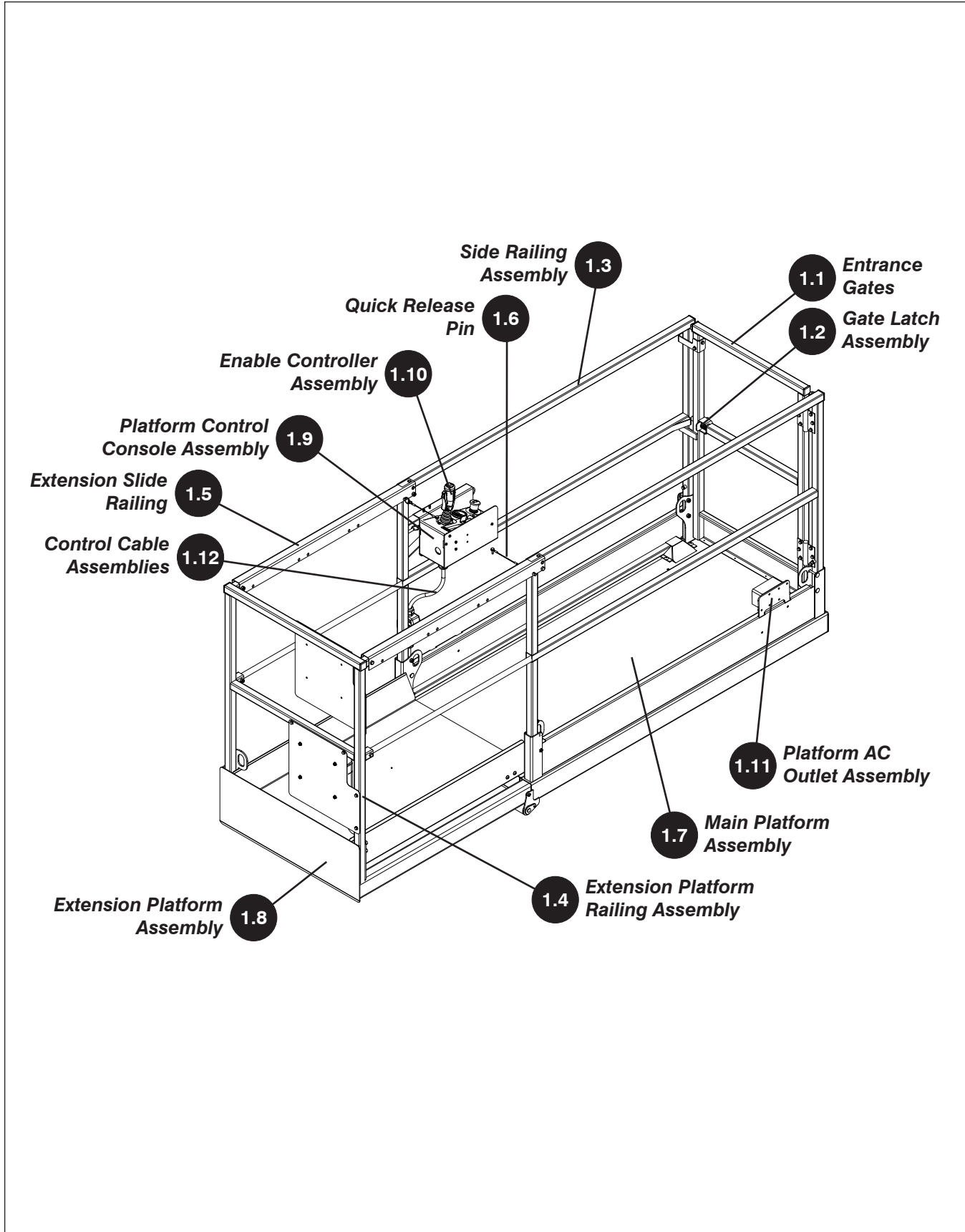
### 8.0 Labels

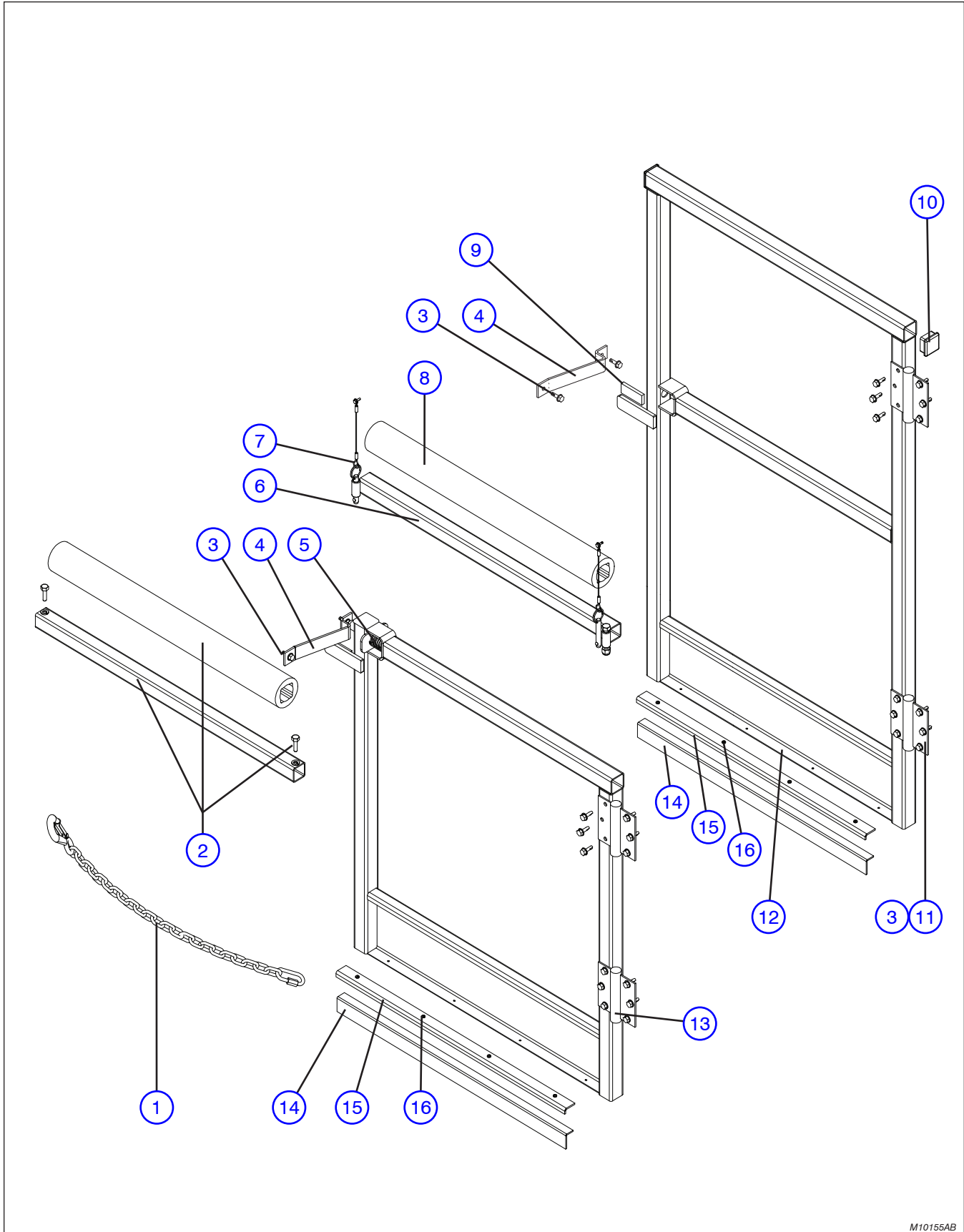
8.1 Label Kit.....	117
8.2 Label - Platform Control Console.....	119
8.3 Labels - Miscellaneous.....	120
8.4 Labels - Sides.....	122
8.5 Labels - Front & Back.....	123
8.6 Labels - Chassis Top .....	125

### 9.0 Tables

9.1 Fluid Table .....	127
-----------------------	-----

## **Notes**





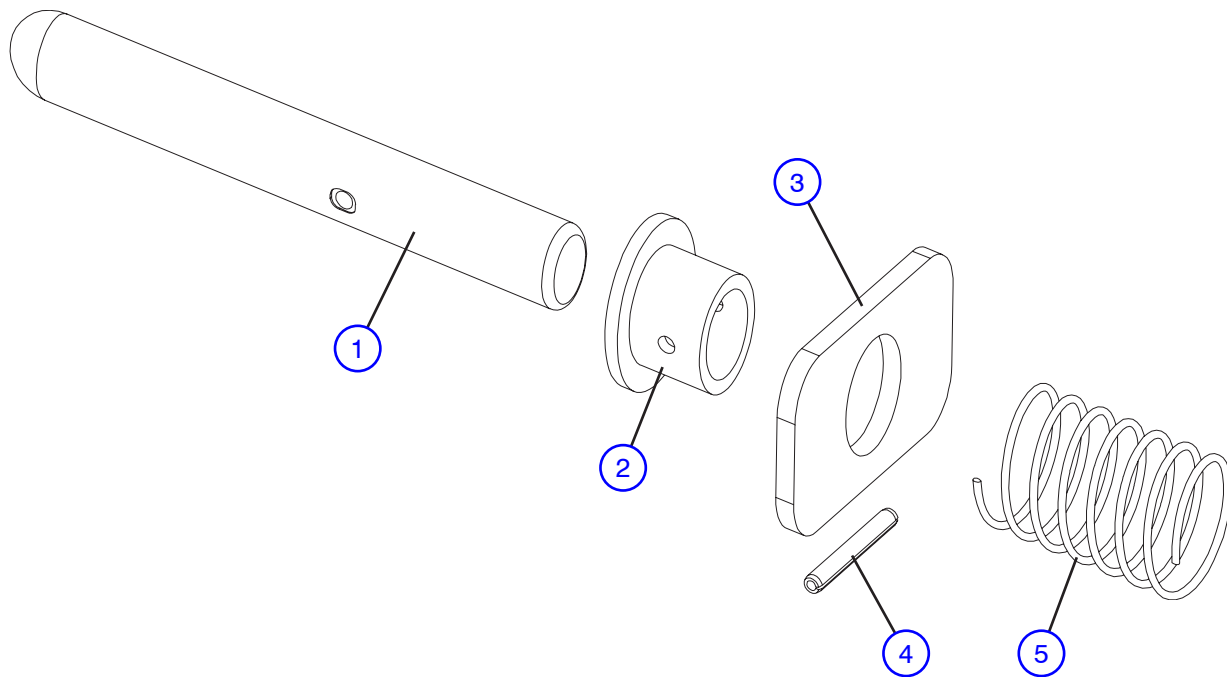
M10155AB



Index No.	Skyjack Part No.	Qty.	Description
			<b>NOTE:</b> Part Numbers followed by a "DG" indicate dark grey painted parts.
1	106893	-	CHAIN, Entry
	106896	1	• Chain
	100297	1	• LINK, Attaching
	100493	1	• LATCH, Chain snap
	127103	1	• LINK, Chain lap
2	127944	1	FIXED UPPER RAIL ASSEMBLY
	106520	1	• TUBE, Top rail
	127943	1	• PADDING, Entry rail
	103864	2	• BOLT, Hex head (5/16"-18 x 1", Grade 5)
	103404	2	• WASHER, Lock (5/16")
3	103632	14	SCREW, Self tapping (1/4"-14 x 3/4")
4	125526	1	GATE STOP
5	(Ref.)	-	GATE LATCH ASSEMBLY (For components, refer to Section 1.2)
6	(Ref.)	1	UPPER HINGED RAIL ASSEMBLY
	127946	1	• BAR, Rear Cross
	103872	1	• • BOLT, Hex head (3/8"-16 x 2.25", Grade 5)
	104606	1	• • NUT, Hex nylon lock (3/8"-16)
7	(Ref.)	-	QUICK RELEASE SMALL LOOP PIN ASSEMBLY (For components, refer to Section 1.6)
8	127943	1	PADDING, Entry rail
9	125577	1	PAD, Adhesive rubber foam
10	100702	2	PLUG, Tube
11	117277	2	HINGE, Spring
12	127961	1	GATE, Solid full
13	127955	1	GATE, Half
14	119941	1	STRIP, Gates rubber (KC)
15	119943	1	CLAMP, Gate plate (KC)
16	119945	4	RIVET, Pop wide head (KC)

## **Notes**

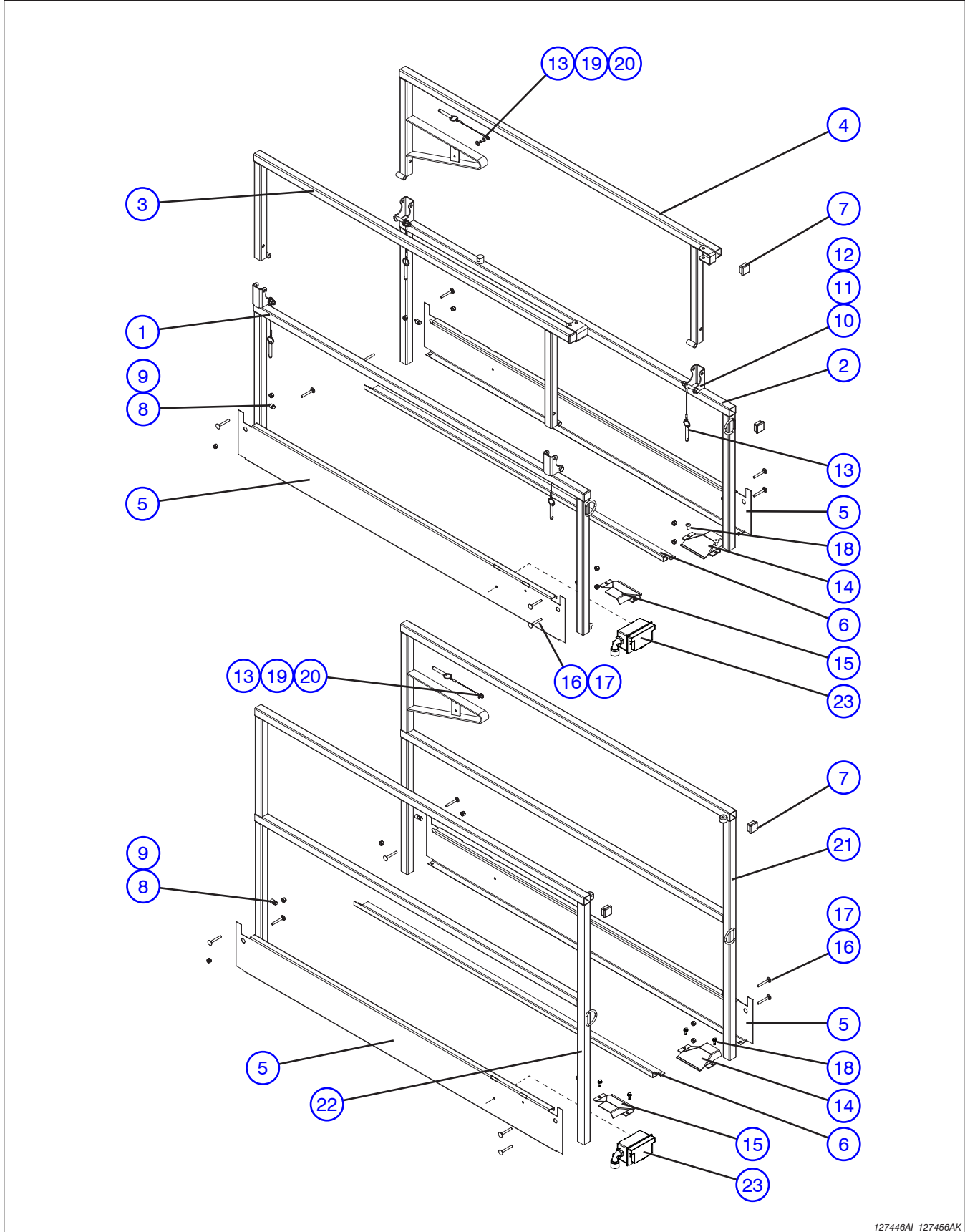
## 1.2 Gate Latch Assembly



M10160AA

Index No.	Skyjack Part No.	Qty.	Description
-	110824	-	<p><b>NOTE:</b> Part Numbers followed by a “DG” indicate dark grey painted parts.</p> <p>GATE LATCH ASSEMBLY</p> <ul style="list-style-type: none"> <li>• PIN, Latch</li> <li>• GUIDE, Nylon spring</li> <li>• PLATE, Gate latch release</li> <li>• PIN, Roll (1/8” x 1”)</li> <li>• SPRING, Compression</li> </ul>
1	109377	1	
2	105312	1	
3	105307	1	
4	100950	1	
5	103107	1	

### 1.3 Side Railing Assembly



127446AJ\_127456AK

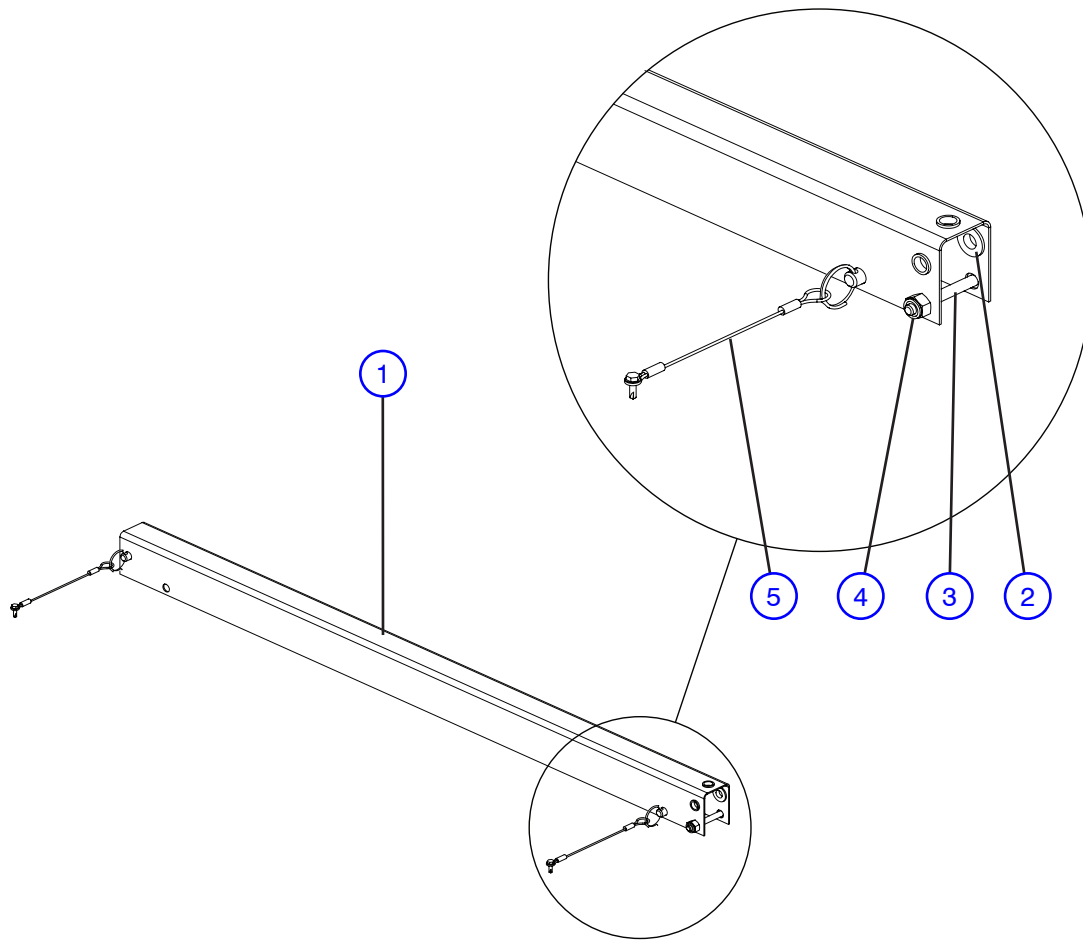
### 1.3 Side Railing Assembly

Index No.	Skyjack Part No.	Qty.	Description
			<b>NOTE:</b> Part Numbers followed by a "DG" indicate dark grey painted parts.
<b>A</b>	127456	-	RAILING ASSEMBLY - HINGED
<b>B</b>	127446	-	RAILING ASSEMBLY - RIGID
1	127471	1	• RAILING, Side bottom (Left hand)
2	127472	1	• RAILING, Side bottom (Right hand)
3	127473	1	• RAILING, Upper (Left hand)
4	127474	1	• RAILING, Upper (Right hand)
5	127450	2	• KICK PLATE, Universal
6	127451	1	• GUARD, Cable
7	100702	4	• END CAP, Plastic, <b>A</b>
	100702	2	• END CAP, Plastic, <b>B</b>
8	125580	4	• SPACER, Railing retainer
9	103632	4	• SCREW, Self tapping (1/4"-14 x 3/4")
10	103873	4	• BOLT, Hex head (3/8"-16 x 2.5", Grade 5)
11	103472	8	• WASHER, Flat (3/8" SAE)
12	104606	4	• NUT, Hex lock (3/8"-16, Grade B)
13	(Ref.)	5	• QUICK RELEASE LARGE LOOP PIN ASSEMBLY, <b>A</b>
		1	• QUICK RELEASE LARGE LOOP PIN ASSEMBLY, <b>B</b>
			(For components, refer to Section 1.6)
14	125494	1	• PLATE, Cable guard cover (Right hand)
15	125495	1	• PLATE, Cable guard cover (Left hand)
16	127437	8	• BOLT, Carriage (5/16"-18 x 2", Grade 5)
17	103984	8	• NUT, Hex nylon lock (5/16"-18, Grade 5)
18	132042	4	• RIVET, Pop (1/4" diameter x 5/8")
19	139641	1	• RIVET, Pop (1/4" diameter x 0.615") (If equipped)
20	103995	1	• WASHER, Flat (1/4") (If equipped)
21	127448	1	• RAILING, Rigid (Right hand)
22	127447	1	• RAILING, Rigid (Left hand)
23	(Ref.)	-	PLATFORM AC OUTLET ASSEMBLY
			(For components, refer to Section 1.11)



Index No.	Skyjack Part No.	Qty.	Description
			<b>NOTE:</b> Part Numbers followed by a "DG" indicate dark grey painted parts.
1	103796	2	MIDRAIL, Extension platform
2	(Ref.)	-	QUICK RELEASE LARGE OR SMALL LOOP PIN ASSEMBLY (For components, refer to Section 1.6)
3	(Ref.)	-	EXTENSION SLIDE RAILING (For components, refer to Section 1.5)
4	106950	2	PLATE, Extension platform rail retainer
	104625	4	• SCREW, Set cup (3/8"-16 x 5/8")
	103978	4	• NUT, Hex head (3/8"-16, Grade 5)
5	127480	1	RAILING, Extension platform lower
6	103885	2	BOLT, Hex head
	103984	2	NUT, Hex nylon lock (5/16"-18, Grade 5)
7	100702	2	END CAP, Plastic
8	127481	1	RAILING, Extension platform upper
9	160075DG	2	PLATE, Info/Warning/Manual box
10	103632	8	SCREW, Hex head self tapping
11	127455	1	RAILING, Extension platform
12	130231	1	• MANUAL BOX ASSEMBLY
	117293	1	• • BOX, Manual
	112601	4	• • NUT, K-Lock (#10-32)
	104694	4	• • WASHER, Flat (#10)
	103962	4	• • SCREW, Round head machine (#10-32 x 1/2")

### 1.5 Extension Slide Railing

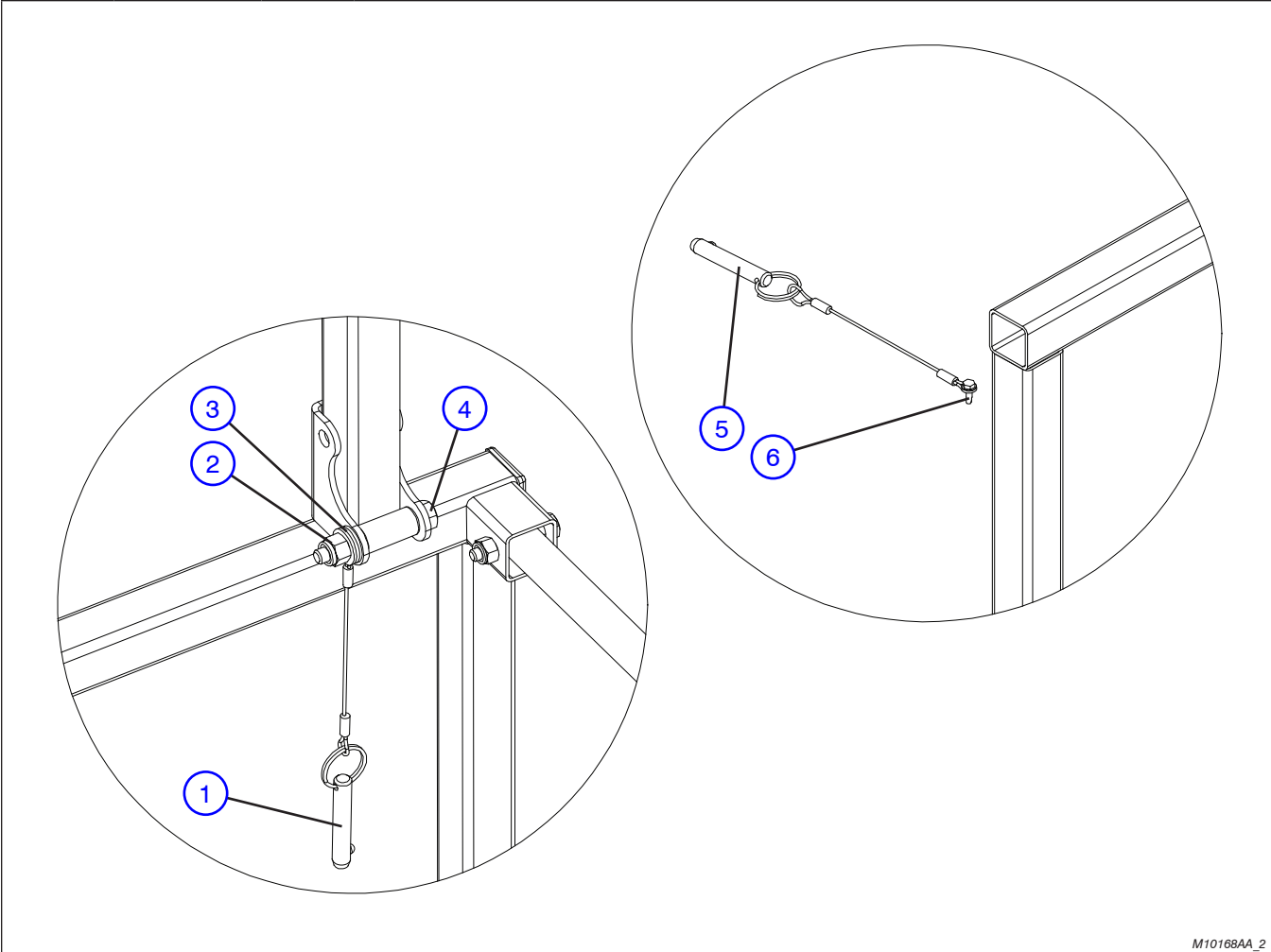


M10572AA\_1

Index No.	Skyjack Part No.	Qty.	Description
1	125480	1	<p><b>NOTE:</b> Part Numbers followed by a "DG" indicate dark grey painted parts.</p> <p>HANDRAIL, Extension</p>
2	103550	3	<p>PLUG, Handrail slide plug</p>
3	103865	AR	<p>BOLT, Hex head (5/16"-18 x 2", Grade 5)</p>
4	103984	AR	<p>NUT, Hex lock (5/16"-18, Grade B)</p>
5	(Ref.)	-	<p>QUICK RELEASE LARGE OR SMALL LOOP PIN ASSEMBLY                      (For components, refer to Section 1.6)</p>



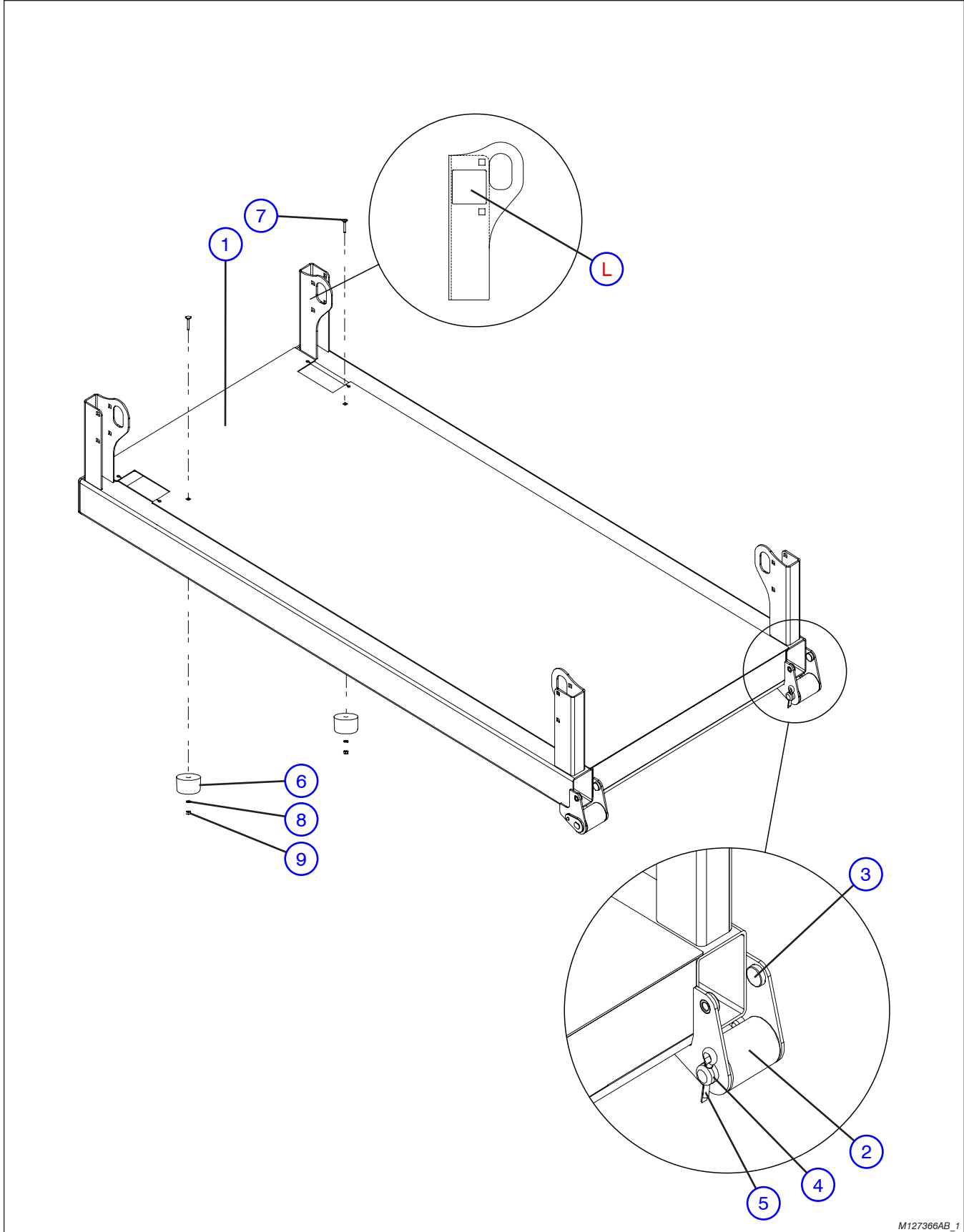
1.6 Quick Release Pins



M10168AA\_2

Index No.	Skyjack Part No.	Qty.	Description
			<b>NOTE:</b> Part Numbers followed by a "DG" indicate dark grey painted parts.
1	124548	1	QUICK RELEASE LARGE LOOP PIN ASSEMBLY
	100509	1	• PIN, Quick release (3/8" diameter x 2")
	105807	1	• LANYARD, Plastic coated (6")
2	104606	1	NUT, Hex lock (3/8"-16, Grade B)
3	103472	2	WASHER, Flat (3/8" SAE)
4	103873	1	BOLT, Hex head (3/8"-16 x 2.5", Grade 5)
5	124547	2	QUICK RELEASE SMALL LOOP PIN ASSEMBLY
	100509	1	• PIN, Quick release (3/8" diameter x 2")
	105807	1	• LANYARD, Plastic coated (6")
6	112327	1	BOLT, Self tapping (#8-18 x 1/2")

**1.7 Main Platform Assembly**

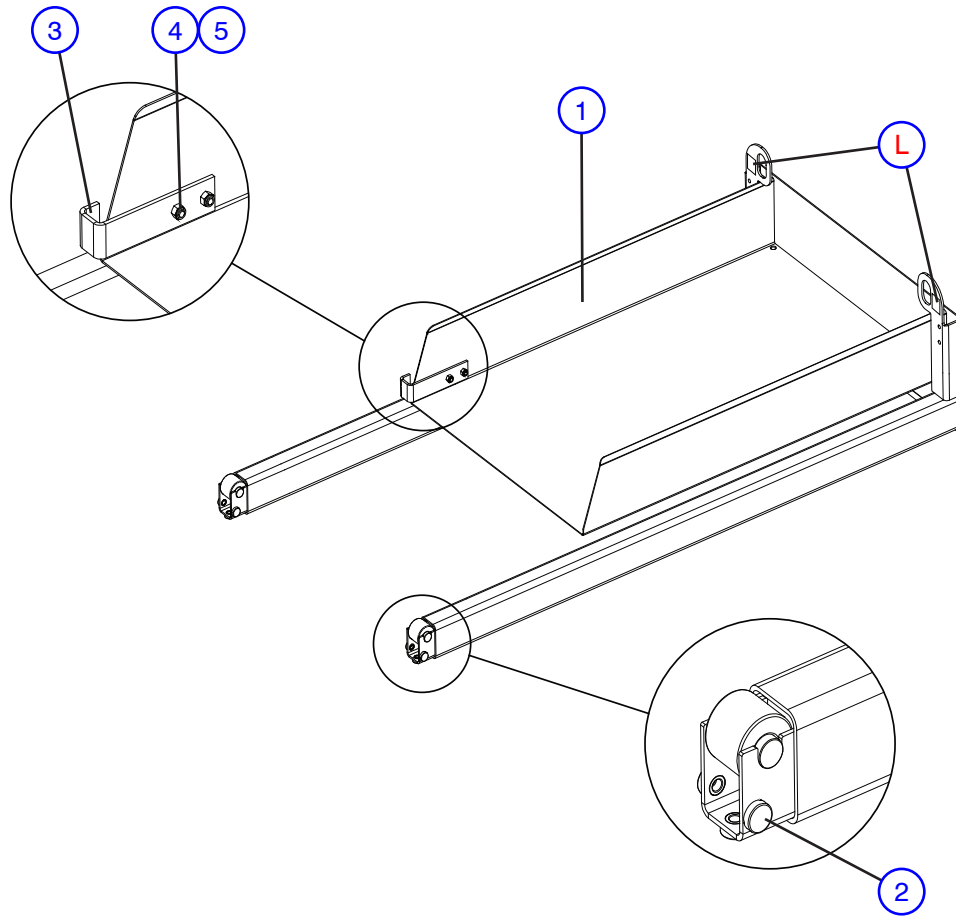


M127366AB\_1

Index No.	Skyjack Part No.	Qty.	Description
			<p><b>NOTE:</b> Part Numbers followed by a “DG” indicate dark grey painted parts.</p>
-	127440	1	PLATFORM ASSEMBLY
1	127366	1	<ul style="list-style-type: none"> <li>• WELDMENT, Main platform</li> </ul>
2	125455	2	<ul style="list-style-type: none"> <li>• ROLLER, Wide</li> </ul>
3	125433	4	<ul style="list-style-type: none"> <li>• BUSHING, Slider</li> </ul>
4	125422	2	<ul style="list-style-type: none"> <li>• ROLL OUT PIN ASSEMBLY</li> </ul>
5	121874	2	<ul style="list-style-type: none"> <li>• PIN, Cotter (1/4” x 1.5”)</li> </ul>
-	136378	2	ASSEMBLY, Soft stop
6	105395	1	<ul style="list-style-type: none"> <li>• BUMPER, Scissor</li> </ul>
7	134597	1	<ul style="list-style-type: none"> <li>• BOLT, Carriage (1/4”-20 x 1.25”, Grade 5)</li> </ul>
8	104000	1	<ul style="list-style-type: none"> <li>• WASHER, Lock</li> </ul>
9	103980	1	<ul style="list-style-type: none"> <li>• NUT, Hex head (1/4”-20, Grade 5)</li> </ul>
L	130018	4	LABEL, Anchorage harness

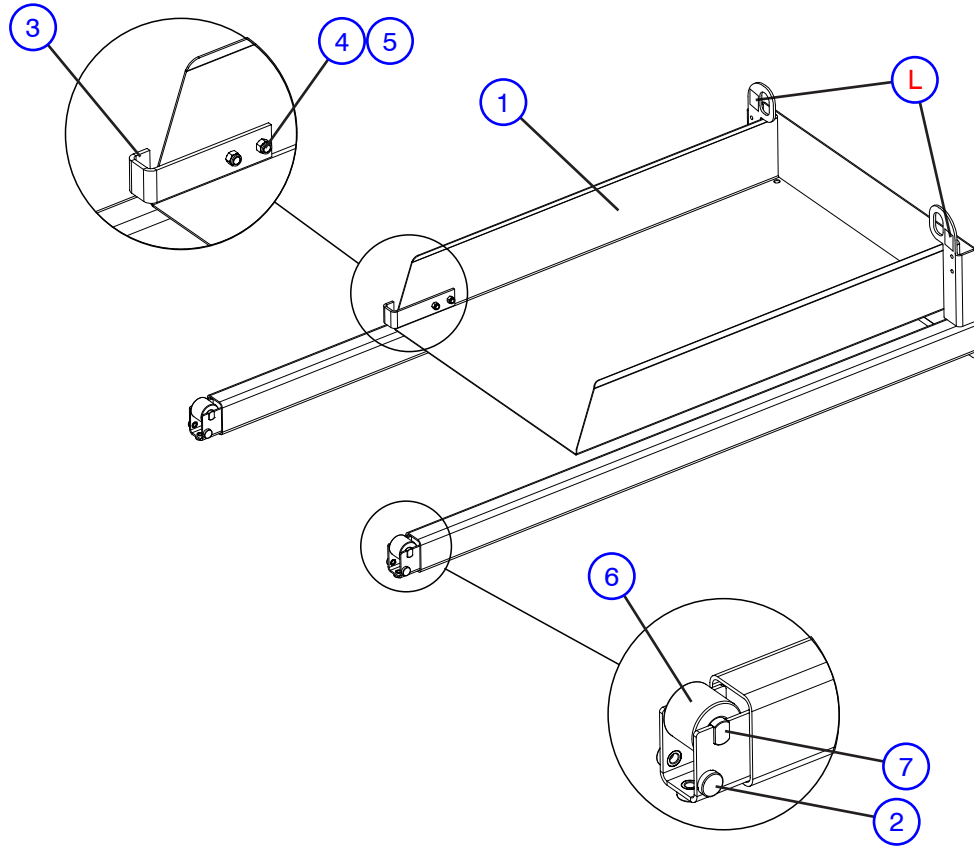
1.8a Extension Platform Assembly

AF



M127382AB

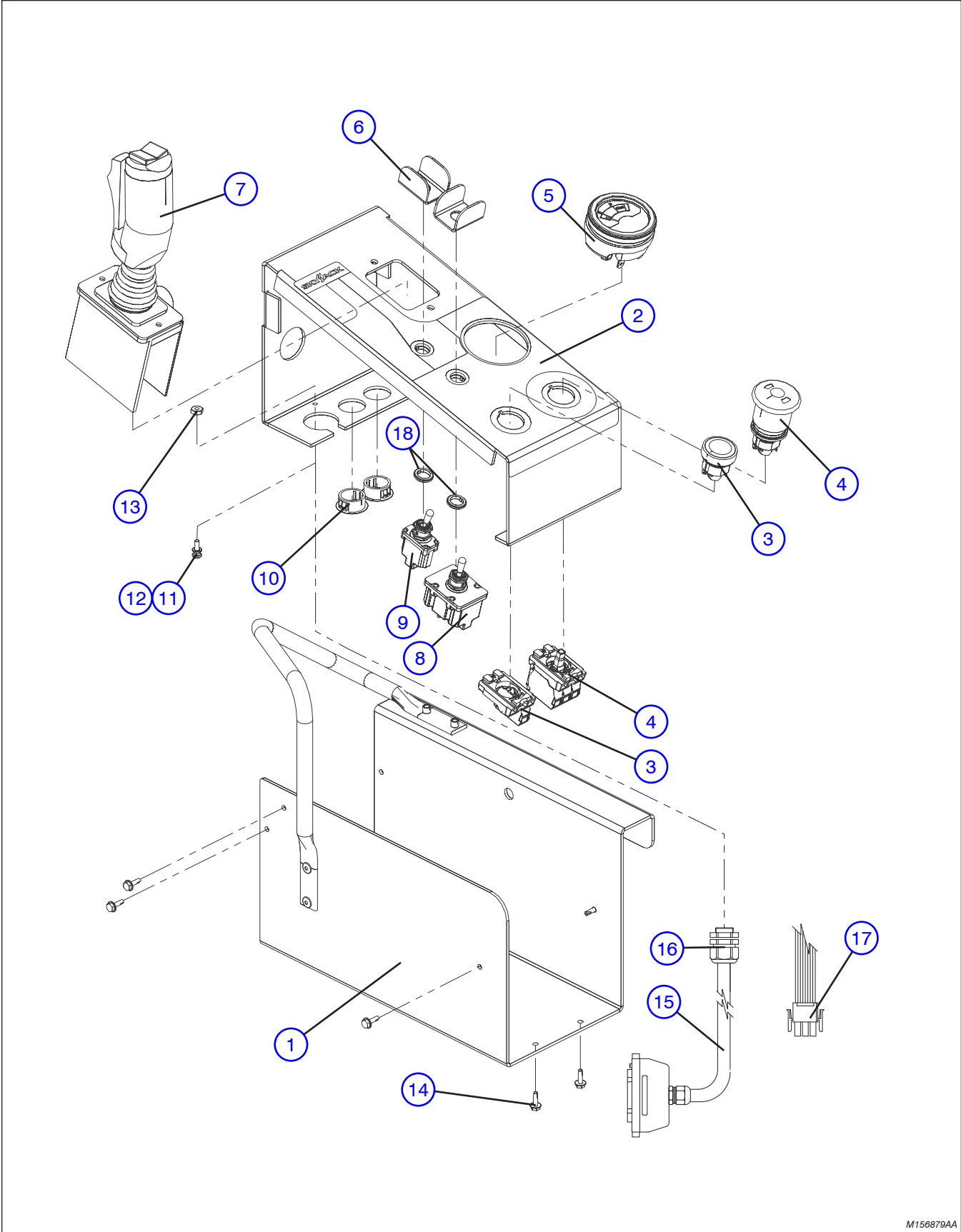
Index No.	Skyjack Part No.	Qty.	Description
			<b>NOTE:</b> Part Numbers followed by a "DG" indicate dark grey painted parts. <b>(For SJ 3215 with serial number 10 000 904 &amp; below)</b> <b>(For SJ 3219 with serial number 22 048 050 &amp; below)</b>
-	127438	1	EXTENSION PLATFORM ASSEMBLY
1	127382	1	• WELDMENT, Extension platform
2	125433	6	• BUSHING, Slider
3	121042	1	• STOP, Extension platform
4	103984	2	• NUT, Hex nylon lock (5/16"-18, Grade 5)
5	300064	2	• SCREW, Hex head cap (5/16"-18 x 3/4")
L	130018	2	LABEL, Anchorage harness



M160516AB

Index No.	Skyjack Part No.	Qty.	Description
			<b>NOTE:</b> Part Numbers followed by a "DG" indicate dark grey painted parts. <b>(For SJ 3215 with serial number 10 000 905 &amp; above)</b> <b>(For SJ 3219 with serial number 22 048 051 &amp; above)</b>
-	160516	1	EXTENSION PLATFORM ASSEMBLY
1	160515	1	• WELDMENT, Extension platform
2	125433	6	• BUSHING, Slider
3	121042	1	• STOP, Extension platform
4	300064	2	• SCREW, Hex head cap (5/16"-18 x 3/4")
5	103984	2	• NUT, Hex lock, nylon (5/16-18, Grade 5)
6	125431	2	• ROLLER, Narrow,
7	160513	2	• PIN, Roll out
L	130018	2	LABEL, Anchorage harness

**1.9 Platform Control Console Assembly**

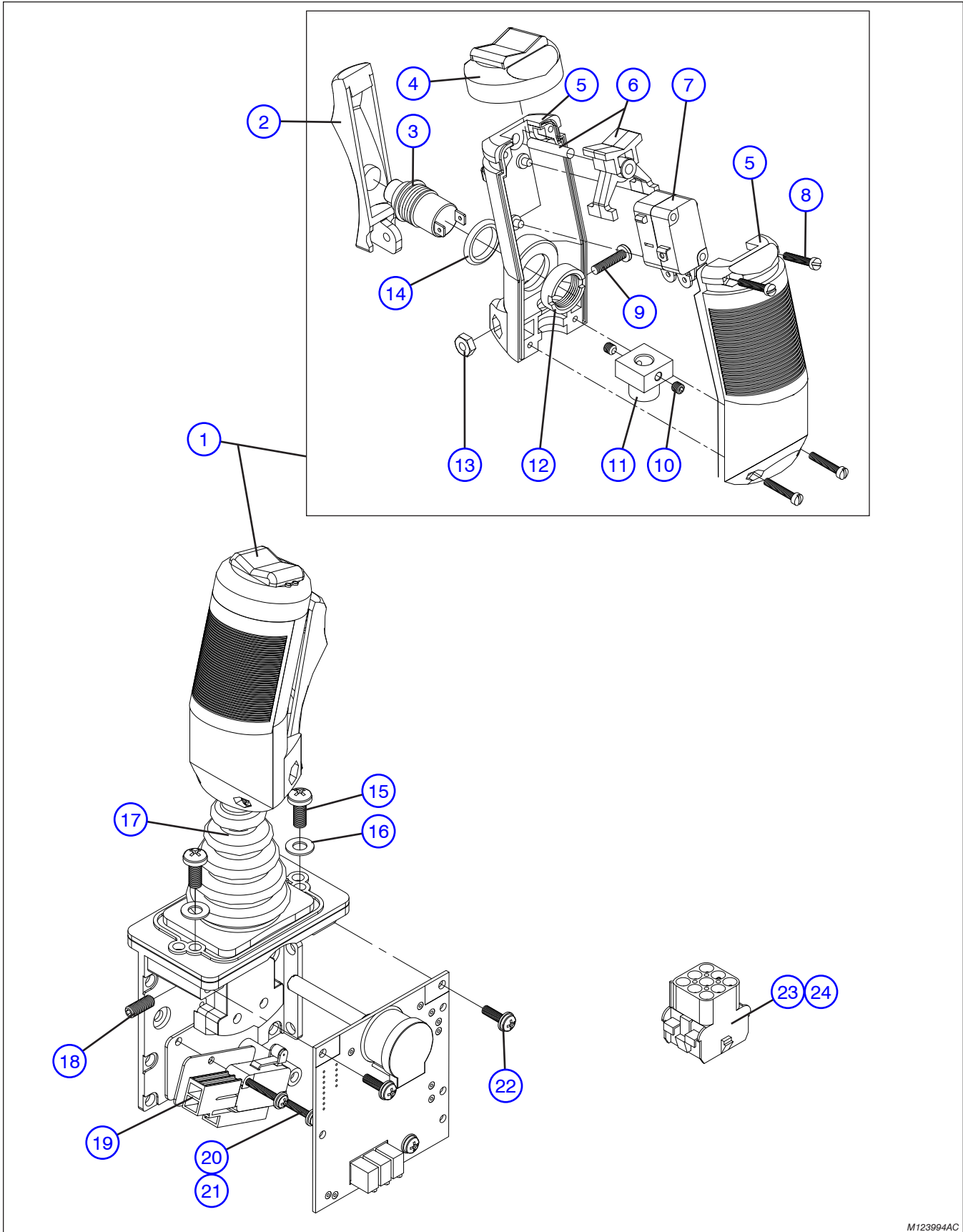


M156879AA

## 1.9 Platform Control Console Assembly

Index No.	Skyjack Part No.	Qty.	Description
			<b>NOTE:</b> Part Numbers followed by a “DG” indicate dark grey painted parts.
-	156879	-	CONTROL CONSOLE ASSEMBLY
1	147373	1	• CONTROL CONSOLE (Bottom)
2	156923	1	• CONTROL CONSOLE (Top)
3	-	-	• SWITCH ASSEMBLY, Horn
	147058	1	• • HEAD, Pushbutton
	147056	1	• • LATCH
	147054	1	• • BLOCK, N.O. contact
4	-	-	• SWITCH ASSEMBLY, Emergency stop
	147051	1	• • HEAD, Emergency stop switch
	147056	1	• • LATCH
	147053	2	• • BLOCK, N.C. contact
	147061	1	• • LED BLOCK, 24V (red)
5	122093	1	• INDICATOR, Battery charge
6	111181	2	• GUARD, Toggle switch
7	(Ref.)	-	• ENABLE CONTROLLER ASSEMBLY (For components, refer to Section 1.10a or Section 1.10b)
8	116382	1	• SWITCH, Toggle (4NT1-1)
9	115574	1	• SWITCH, Toggle (1NT1-2)
10	102956	2	• PLUG (7/8 hole)
11	103957	1	• SCREW, Round head machine (8-32 x 1/2")
12	112249	1	• WASHER, Lock (#8)
13	103986	1	• NUT, Hex head (8-32)
14	112327	9	• SCREW, Hex head self tapping (#8-18 x 1/2")
15	(Ref.)	-	• CONTROL CABLE ASSEMBLY (16 pin) (For components, refer to Section 1.12)
16	300788	1	• STRAIN RELIEF
17	116993	1	• HOUSING, Male connector (9 pin) (to controller harness)
18	144016	2	• SEAL, Panel bushing - toggle switch

1.10a Enable Controller Assembly



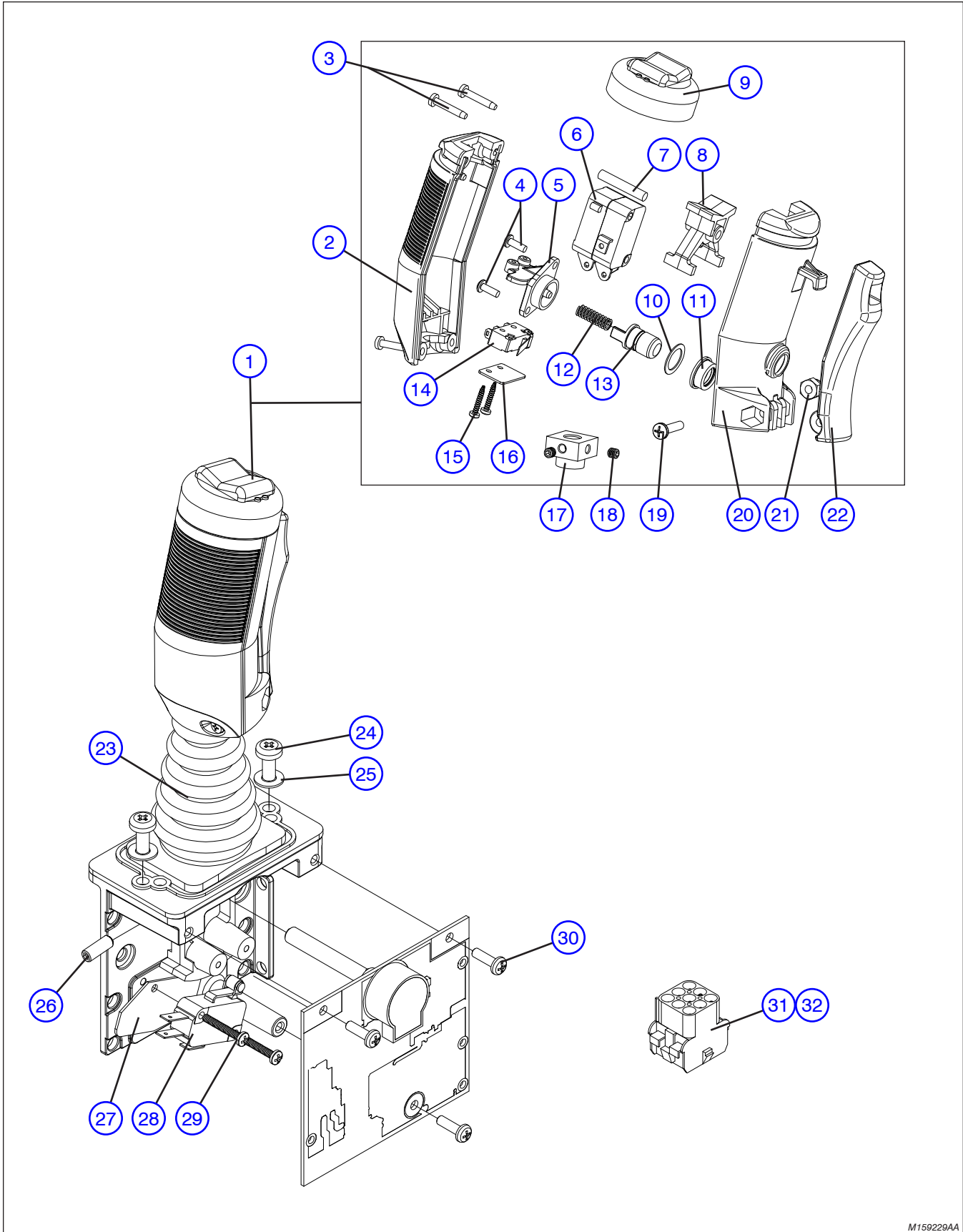
M123994AC



1.10a Enable Controller Assembly

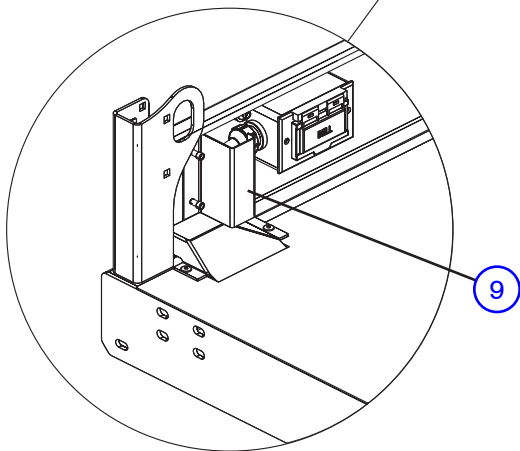
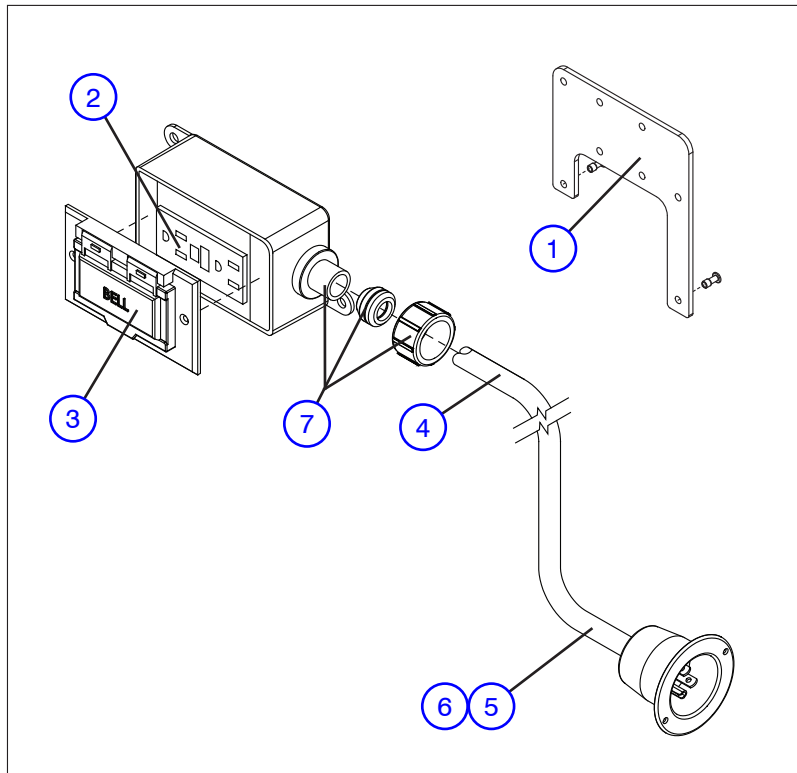
Index No.	Skyjack Part No.	Qty.	Description
-	123994	-	<p><b>NOTE:</b> Part Numbers followed by a “DG” indicate dark grey painted parts.</p> <p>ENABLE CONTROLLER ASSEMBLY  <b>(For SJ 3215 with serial number 10000772 &amp; below)</b>  <b>(For SJ 3219 with serial number 22034082 &amp; below)</b></p>
1	122849	1	• HANDLE, Assembly
2	122873	1	• • LEVER, Trigger
3	122872	1	• • SWITCH, Enable pushbutton
4	122874	1	• • CAP, Rubber
5	134112	1	• • KIT, Handle
6	122876	1	• • ROCKER ASSEMBLY
7	122877	2	• • MICRO SWITCH ASSEMBLY
8	122879	4	• • SCREW, Controller handle
9	122959	1	• • SCREW, Controller lever
10	122960	2	• • SCREW, Set
11	122961	1	• • COUPLING (8 mm)
12	122963	1	• • NUT, Pushbutton
13	122964	1	• • NUT, Controller lever
14	122965	1	• • FITTING, O-ring
15	122846	2	• SCREW
16	122847	2	• WASHER
17	127179	1	• BOOT & GASKET
18	147312	1	• SETSCREW
19	122869	1	• SWITCH, Micro
20	147313	2	• SCREW, Switch micro
21	122870	2	• WASHER, Switch micro
22	122867	3	• SCREW, Circuit board
23	122840	1	• MALE CONNECTOR ASSEMBLY (9 pin)
	116993	1	• • HOUSING, Male connector (9 pin)
	116990	9	• • PIN, Female wire
24	122841	1	• FEMALE CONNECTOR ASSEMBLY (9 pin)
	122839	1	• • HOUSING, Connector Female 9 pin
	116989	9	• • PIN, Male wire

**1.10b Enable Controller Assembly**

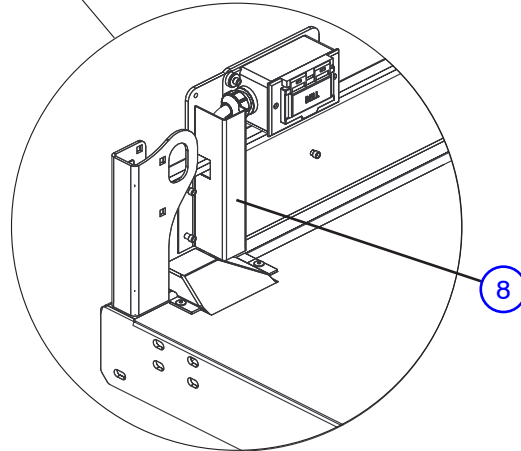


M159229AA

Index No.	Skyjack Part No.	Qty.	Description
			<b>NOTE:</b> Part Numbers followed by a "DG" indicate dark grey painted parts.
-	159108	1	ENABLE CONTROLLER ASSEMBLY (For SJ 3215 with serial number 10000861 & above) (For SJ 3219 with serial number 22043237 & above)
-	159229	1	ENABLE CONTROLLER ASSEMBLY (For SJ 3215 with serial number 10000773 to 10000860) (For SJ 3219 with serial number 22034083 to 22043236)
1	159055	1	• HANDLE ASSEMBLY
2	159057	1	• • HANDLE, Front half
3	122879	4	• • SCREW, Controller handle
4	159065	2	• • SCREW, Plastite (#4-20 x 5/16")
5	159060	1	• • HOLDER, Micro switch
6	159613	1	• • ROCKER MICRO ASSEMBLY
7	141341	1	• • AXLE, Rocker
8	154717	1	• • ROCKER
9	122874	1	• • CAP, Rubber
10	159063	1	• • WASHER
11	159062	1	• • BOOT, Plunger switch
12	159064	1	• • SPRING
13	159061	1	• • SWITCH, Plunger
14	159067	1	• • SWITCH, Lever micro
15	159066	2	• • SCREW, Plastite (#2-28 x 1/2")
16	159068	1	• • INSULATOR, Micro
17	122961	1	• • COUPLING (8mm)
18	122960	2	• • SCREW, Set
19	154718	1	• • SCREW (#6-32 x 5/8")
20	159058	1	• • HANDLE, Back half
21	122964	1	• • NUT, Controller lever
22	159059	1	• • LEVER, Trigger
23	127179	1	• BOOT & GASKET
24	122846	2	• SCREW
25	122847	2	• WASHER
26	147312	1	• SETSCREW
27	159618	1	• INSULATOR
28	122869	1	• SWITCH, Micro
29	147313	2	• SCREW, Switch micro
30	122867	3	• SCREW, Circuit board
31	122840	1	• MALE CONNECTOR ASSEMBLY (9 pin)
	116993	1	• • HOUSING, Male connector (9 pin)
	116990	9	• • PIN, Female wire
32	122841	1	• FEMALE CONNECTOR ASSEMBLY (9 pin)
	122839	1	• • HOUSING, Connector Female 9 pin
	116989	9	• • PIN, Male wire



Ontario Hydro Cover without Gate



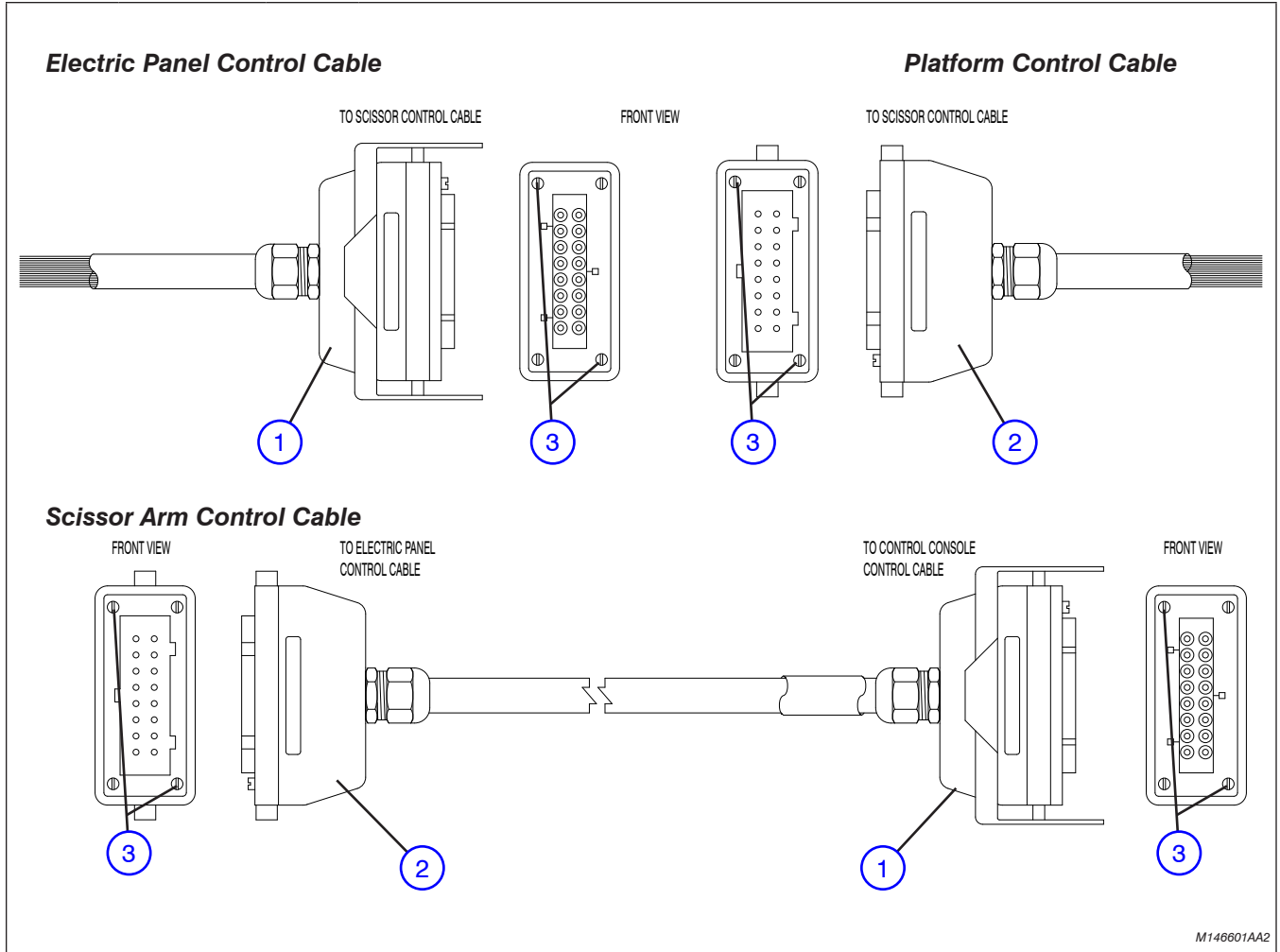
Ontario Hydro Cover with Gate

M156635AA\_156637AA\_3

Index No.	Skyjack Part No.	Qty.	Description
			<b>NOTE:</b> Part Numbers followed by a "DG" indicate dark grey painted parts.
<b>A</b>	(Ref.)	-	PLATFORM AC OUTLET, 110 Volt <b>(Models 3215 - ANSI)</b>
<b>B</b>	(Ref.)	-	PLATFORM AC OUTLET, 110 Volt <b>(Models 3219 - ANSI)</b>
<b>C</b>	(Ref.)	-	PLATFORM AC OUTLET, 110 Volt <b>(Models 3215 - KC)</b>
<b>D</b>	(Ref.)	-	PLATFORM AC OUTLET, 110 Volt <b>(Models 3219 - KC)</b>
1	132007	1	PLATE, Outlet box support
	139641	2	RIVET, Pop (1/4" diameter x 0.615")
2	109698	1	RECEPTACLE, 125V GFI,
	112327	4	BOLT, Self-tapping (#8-18 x 1/2")
3	109699	1	PLATE, Weatherproof cover,
	114678	2	SCREW, Machine (#6-32 x 1/2")
4	105269	259"	CORD (14/3), <b>A</b>
		307"	CORD (14/3), <b>B</b>
	117542	259"	CORD (14/3), <b>C</b>
		307"	CORD (14/3), <b>D</b>
5	105271	1	PLUG, 3-prong recessed
	119913	2	RIVET, Pop (5/32")
6	113227	1	SEAL, 110V seal tite cover
7	136328	1	BOX, Outlet with fitting
	134140	2	RIVET, Open end dome (1/4" diameter)
	103995	2	WASHER, Flat (1/4")
-	156637DG	1	ASSEMBLY, Ontario Hydro 110 cover (with gate) <b>(ANSI)</b>
8	156636DG	1	• 110 COVER, Ontario Hydro (with gate)
	139641	2	• RIVET, Pop (1/4", Range .25 - .38)
-	156635DG	1	ASSEMBLY, Ontario Hydro 110 cover (without gate) <b>(ANSI)</b>
9	156634DG	1	• 110 COVER, Ontario Hydro (without gate)
	134140	2	• RIVET, Pop (1/4" x 0.74" Aluminum)

## **Notes**

## 1.12 Control Cable Assemblies



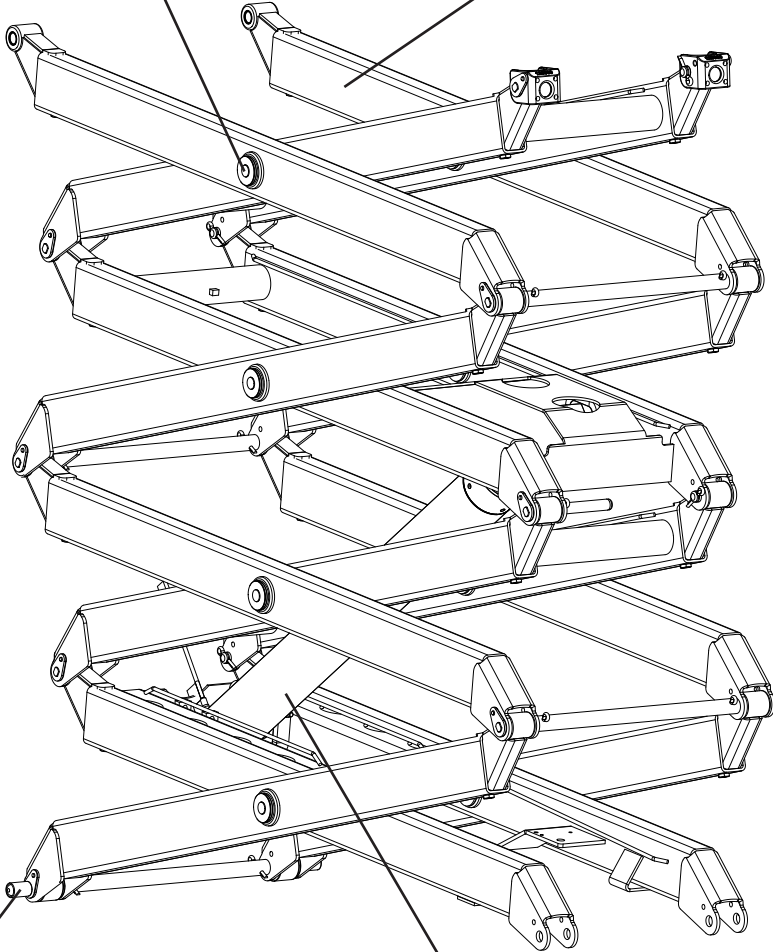
M146601AA2

Index No.	Skyjack Part No.	Qty.	Description
<b>NOTE:</b> Part Numbers followed by a "DG" indicate dark grey painted parts.			
<b>A</b>	156893	-	PLATFORM CONTROL CABLE ASSEMBLY
<b>B</b>	146592	-	SCISSOR ARM CONTROL CABLE ASSEMBLY (Model 3219)
<b>C</b>	146601	-	SCISSOR ARM CONTROL CABLE ASSEMBLY (Model 3215)
<b>D</b>	146585	-	ELECTRIC PANEL CONTROL CABLE ASSEMBLY
1	107821	1	CONNECTOR, Female (16 pin)
	103565	1	• HOUSING, Female
	103573	1	• INSERT, Female
2	107820	1	CONNECTOR, Male (16 pin)
	103564	1	• HOUSING, Male
	103574	1	• INSERT, Male
3	119727	2	PIN, Code, <b>A, D</b>
		4	PIN, Code, <b>B, C</b>

## **Notes**



Scissor Stack Assembly - Connecting Hardware 2.4      2.1 Scissor Stack Assembly



2.3 Scissor Stack Assembly - Mounting Hardware

2.6 Lift Cylinder Assembly and Mounting Hardware

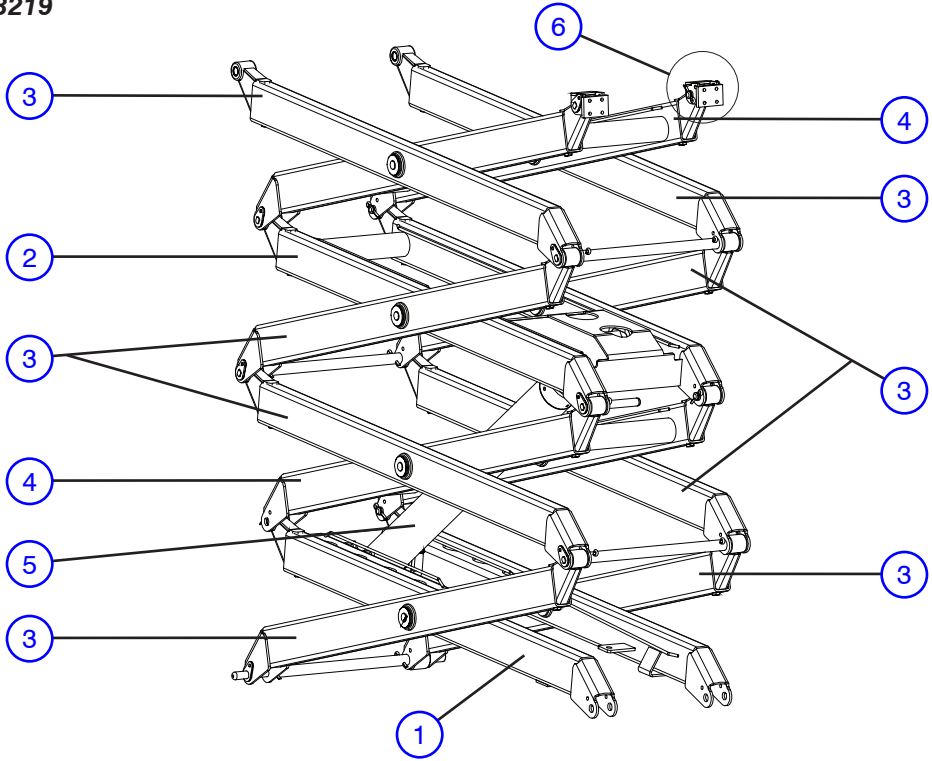
2.2 Scissor Stack Assembly - Accessories and Hardware

2.5 Scissor Arm Limit Switch Assemblies

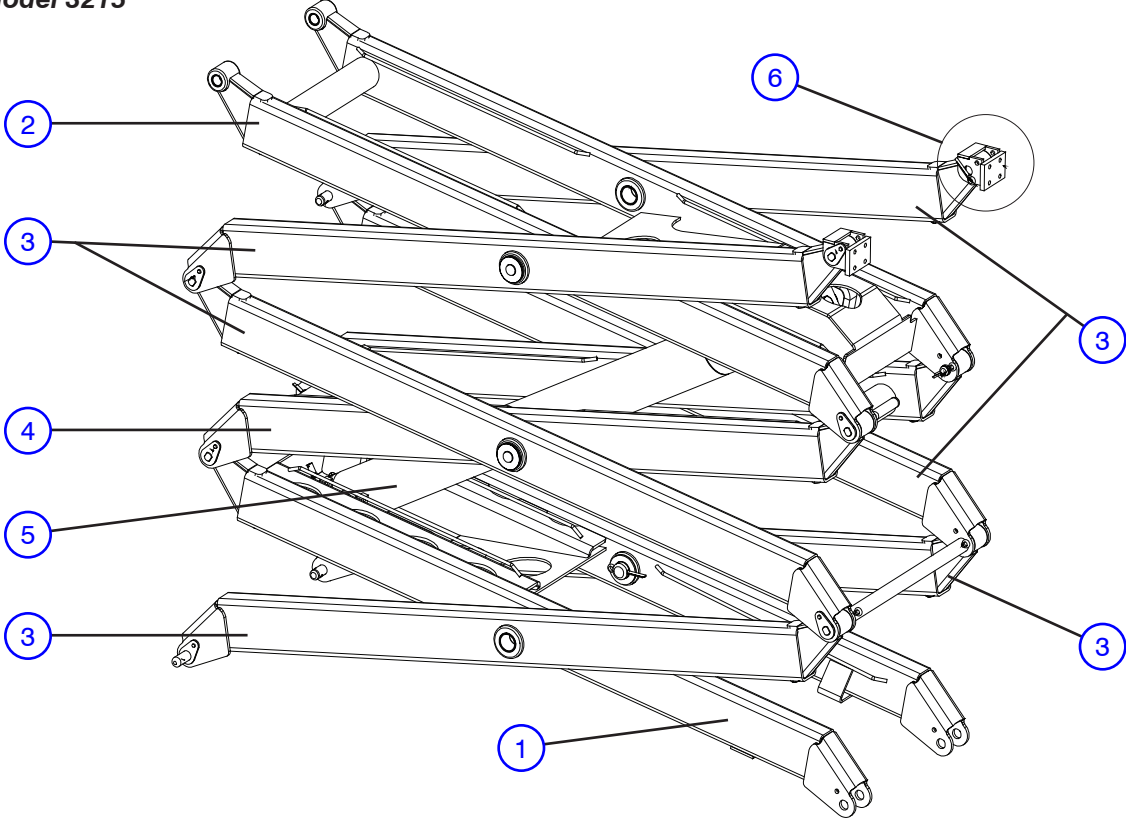
2.7 Holding Valve Assembly

2.1 Scissor Stack Assembly

Model 3219



Model 3215

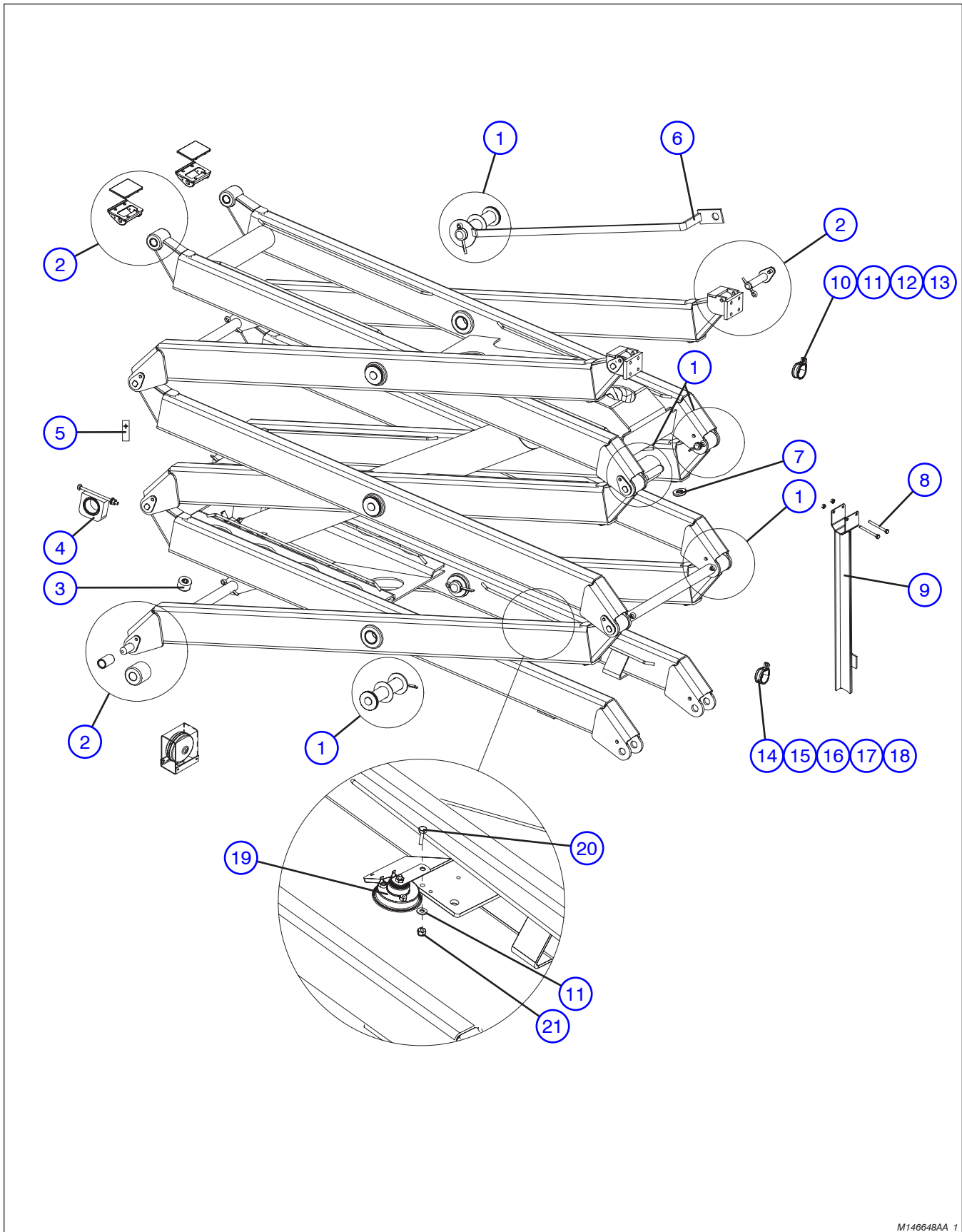


M10552AC\_2

## 2.1 Scissor Stack Assembly

Index No.	Skyjack Part No.	Qty.	Description
			<b>NOTE:</b> Part Numbers followed by a “DG” indicate dark grey painted parts.
<b>A</b>	127560DG	-	SCISSOR STACK ASSEMBLY ( <b>Model 3215</b> )
<b>B</b>	127796DG	-	SCISSOR STACK ASSEMBLY ( <b>Model 3219</b> )
1	127556DG	1	SCISSOR LEVEL, Inside cylinder bottom
2	127555DG	1	SCISSOR LEVEL, Inside cylinder top
3	127563DG	AR	SCISSOR ARMS, Outside
4	127557DG	AR	SCISSOR LEVEL, Inside
5	(Ref.)	-	LIFT CYLINDER ASSEMBLY AND MOUNTING HARDWARE (For components, refer to Section 2.6)
6	(Ref.)	-	SCISSOR ARM ASSEMBLY - ACCESSORIES AND HARDWARE (For components, refer to Section 2.2)

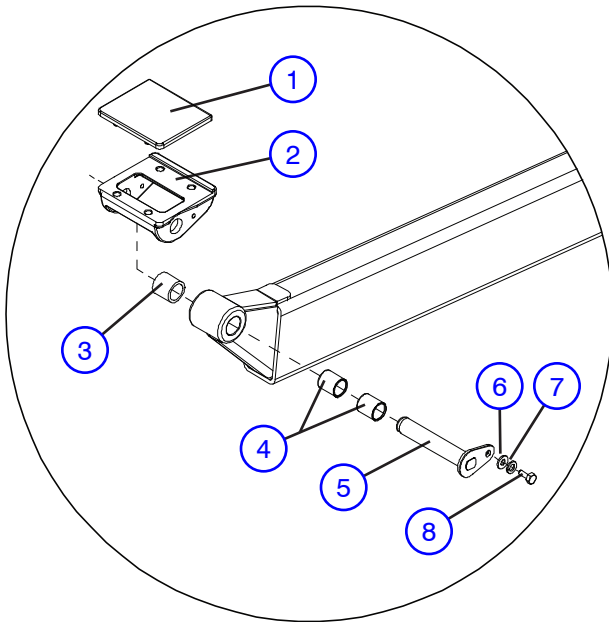
## 2.2 Scissor Stack Assembly - Accessories and Hardware



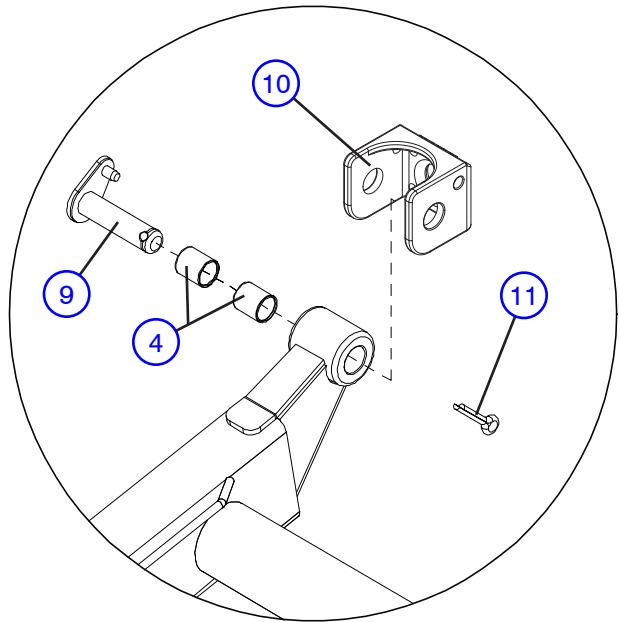
M146648AA\_1

Index No.	Skyjack Part No.	Qty.	Description
			<b>NOTE:</b> Part Numbers followed by a "DG" indicate dark grey painted parts.
1	(Ref.)	-	SCISSOR PINS, Bushings and connecting hardware (For components, refer to Section 2.4)
2	(Ref.)	-	SCISSOR STACK ASSEMBLY - MOUNTING HARDWARE (For components, refer to Section 2.3)
3	127811	4	SCISSOR FIRST LEVEL BUMPER ASSEMBLY
	127802	1	• BUMPER, Rubber
	123713	1	• BOLT, Hex head (M12 x 1.25 x 16mm)
4	128119	4	BEARING LIFT CYLINDER ASSEMBLY
5	130337	1	SHIM, Bearing block (16 GA) (If equipped)
	130387	1	SHIM, Bearing block (18 GA) (If equipped)
	130388	1	SHIM, Bearing block (22 GA) (If equipped)
6	127779DG	1	WELDMENT, Cable carrier
7	127774	AR	BUMPER, Scissor arm
8	122006	2	BOLT, Hex head (5/16"-18, Grade B)
	103984	2	NUT, Hex head (5/16"-18, Grade B)
9	127775DG	1	WELDMENT, Maintenance support
10	103078	2	CLIP, Double (G10)
11	103995	5	WASHER, Flat (1/4")
12	103855	2	SCREW, Hex head cap (1/4"-20 X 1/2")
13	300039	2	NUT, Nylon lock (1/4"-20)
14	124445	9	CLIP, Double (S4770G6-1)
15	103962	9	BOLT, Machine (#10-32 X 1/2")
16	104694	9	WASHER, Flat (#10 SAE)
17	104185	9	WASHER, Lock (#10)
18	104003	9	NUT, Machine (#10-32)
19	146649	1	HORN, Low tone (24V)
	123778	4	RUBBER, Liquid (ANSI/CSA EE rated)
20	103857	1	BOLT, Hex head (1/4"-20 x 1", Grade 5)
21	115649	1	NUT, Hex nylon lock (1/4"-20, Grade 5)

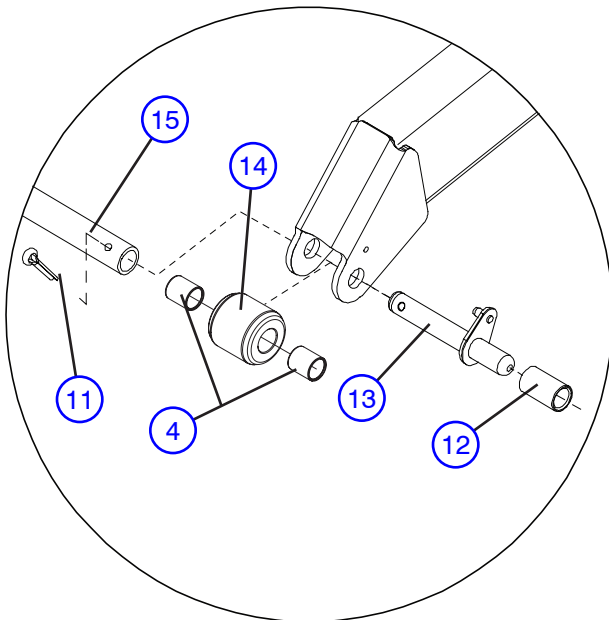
Top Slider Assembly



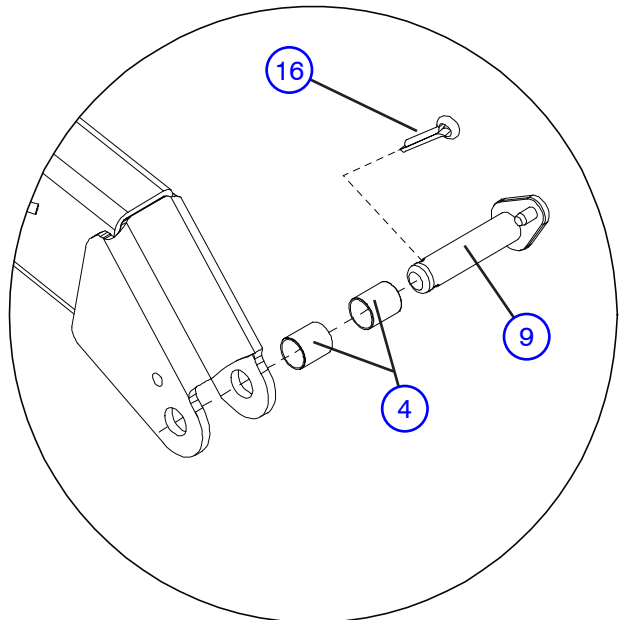
Platform Mounting Bracket Assembly



Bottom Slider Assembly



Bottom End Pin Assembly



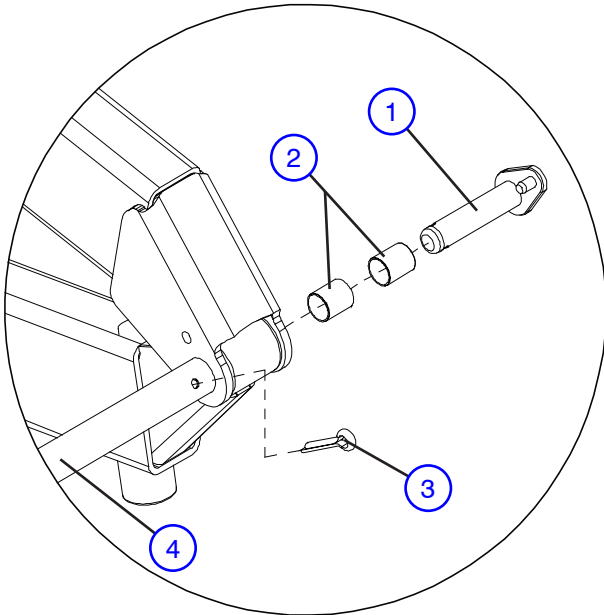
M11272AC

### 2.3 Scissor Stack Assembly - Mounting Hardware

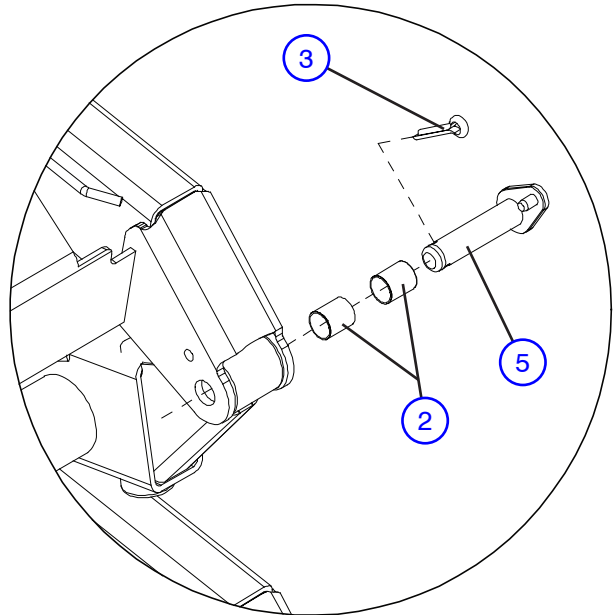
Index No.	Skyjack Part No.	Qty.	Description
			<b>NOTE:</b> Part Numbers followed by a "DG" indicate dark grey painted parts.
1	120772	1	PAD, Slider
2	120771DG	1	BRACKET, Top slider
3	127791	1	SPACER, Slider tube
4	100050	2	BUSHING, Fiberglide (3/4" ID x 1")
5	127799	1	PIN, Top slider <b>(Model 3215)</b>
	127797	1	PIN, Top slider <b>(Model 3219)</b>
6	103995	1	WASHER, Flat (1/4")
7	104000	1	WASHER, Lock (1/4")
8	103892	1	BOLT, Hex head (1/4"-20 x 5/8")
9	125422	1	PIN, Cable carrier <b>(Model 3215)</b>
	127763	1	PIN, Inside scissor <b>(Model 3219)</b>
10	128909DG	2	CASTING, Platform mounting bracket
11	121874	1	PIN, Cotter (1/4" x 1.5")
12	158652	1	SPACER, Bottom roller pin
13	127768	1	PIN, Bottom roller
14	100049	1	WHEEL, Scissor roller
15	127561DG	1	TUBE, Cross member
16	103478	1	PIN, Cotter (1/4" x 1.25")

## 2.4 Scissor Stack Assembly - Connecting Hardware

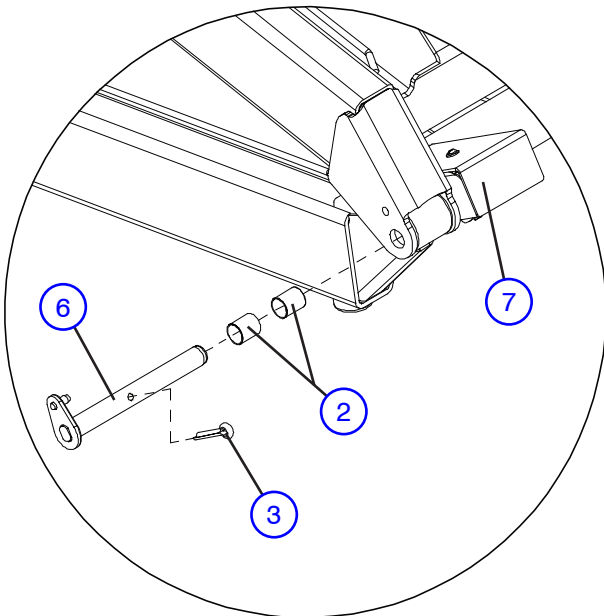
**Outside End Pin Assembly  
(with Cross Member Tube)**



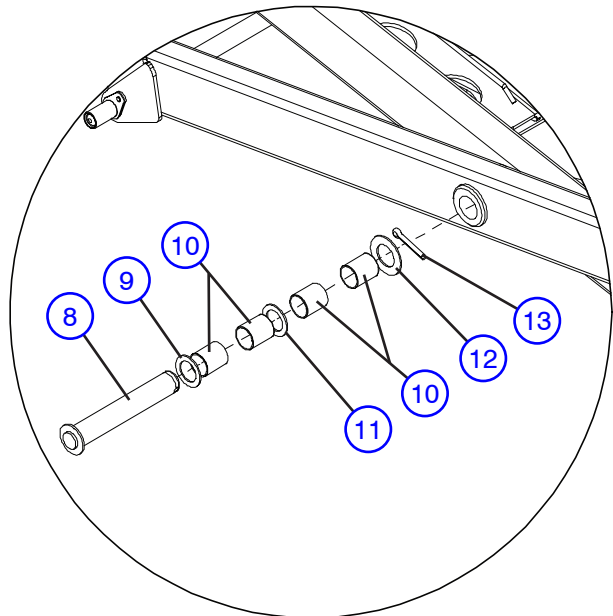
**Inside End Pin Assembly  
(without Cross Member Tube)**



**Limit Switch Pin Assembly**



**Center Pin Assembly**



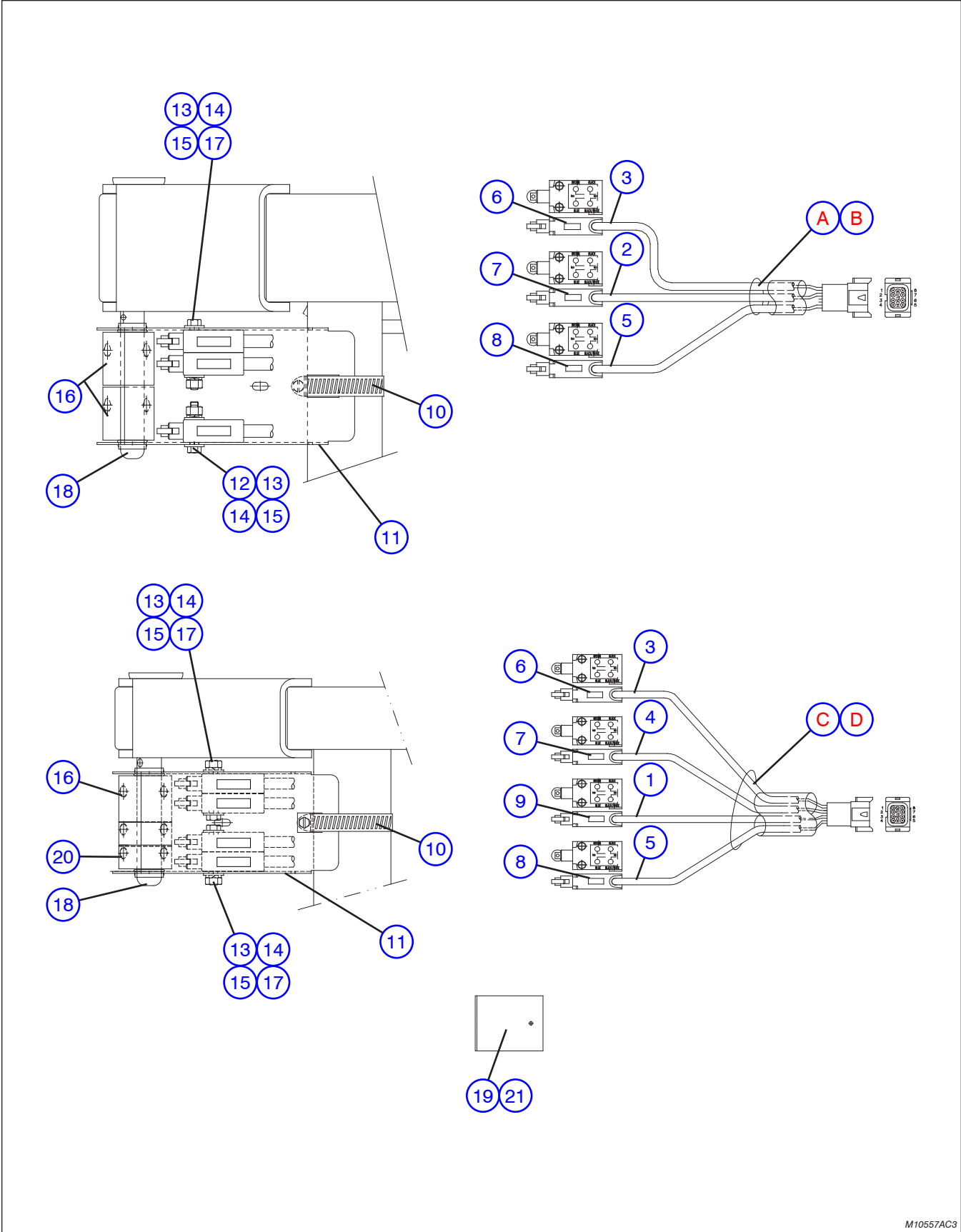
M11271AA\_1



## 2.4 Scissor Stack Assembly - Connecting Hardware

Index No.	Skyjack Part No.	Qty.	Description
			<b>NOTE:</b> Part Numbers followed by a "DG" indicate dark grey painted parts.
1	127759	1	PIN, Outside scissor
2	100050	2	BUSHING, Fiberglide (3/4" ID x 1)
3	121874	1	PIN, Cotter (1/4" x 1.5")
4	127561DG	1	TUBE, Cross member
5	127763	1	PIN, Inside scissor
6	127782	1	PIN, Limit switch
7	(Ref.)	-	SCISSOR ARM LIMIT SWITCH ASSEMBLY (For components, refer to <a href="#">Section 2.5a</a> or <a href="#">Section 2.5b</a> )
8	127706	1	PIN, Scissor center
9	101520	1	WASHER, Nylon (2" OD x 1.28" ID x 0.12)
10	127562	4	BUSHING, Fiberglide (1.25" x 1.312")
11	121703	1	SPACER, Bearing thrust fiberglide (1.25" ID)
*12	122502	1	WASHER, Flat (1.25" ID x 2.25" OD)
13	121875	1	PIN, Cotter (5/16" diameter x 2")
			<b>* Note:</b> Not required if equipped with Cable Carrier Weldment

**2.5a Scissor Arm Limit Switch Assemblies**

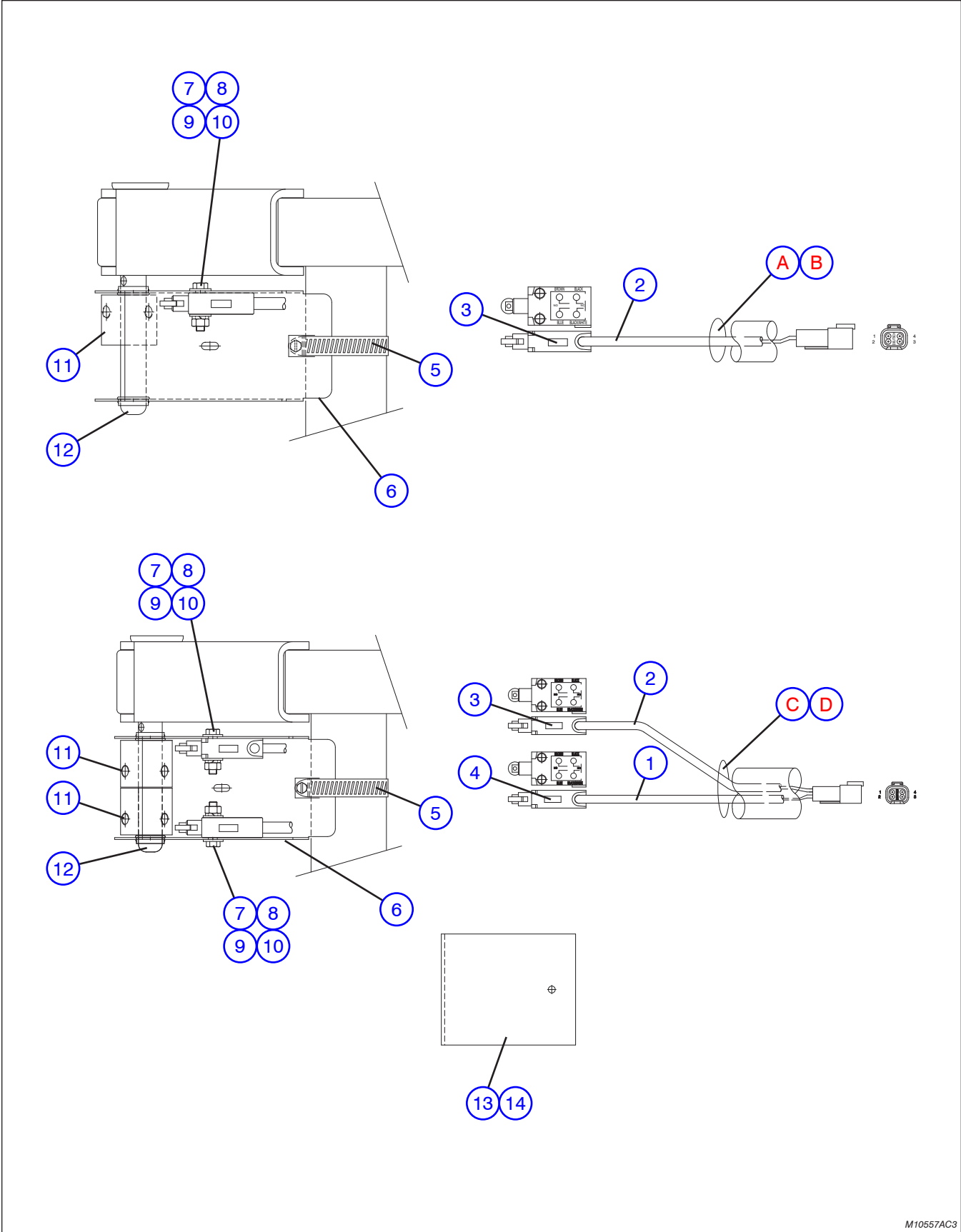


M10557AC3

## 2.5a Scissor Arm Limit Switch Assemblies

Index No.	Skyjack Part No.	Qty.	Description
			<b>NOTE:</b> Part Numbers followed by a "DG" indicate dark grey painted parts.
A	141507DG	1	HIGH SPEED/POTHOLE LIMIT SWITCH ASSEMBLY <b>(For SJ 3219 - ANSI/CSA with serial number 22036593 &amp; below)</b>
B	156389DG	1	HIGH SPEED/POTHOLE/DECELERATION LIMIT SWITCH ASSEMBLY <b>(For SJ 3219 - KC with serial number 22036593 &amp; below)</b>
C	136508DG	1	HIGH SPEED/POTHOLE/DECELERATION LIMIT SWITCH ASSEMBLY <b>(For SJ 3215 - ANSI/CSA with serial number 10000837 &amp; below)</b>
D	156374DG	1	HIGH SPEED/POTHOLE LIMIT SWITCH ASSEMBLY <b>(For SJ 3215 - KC with serial number 10000837 &amp; below)</b>
	121975	3	• SWITCH, Drilled sealed limit, <b>A, B</b>
		4	• SWITCH, Drilled sealed limit, <b>C, D</b>
	119965	1	• HEATSHRINK, Yellow (3/4), <b>A, C</b>
		2	• HEATSHRINK, Yellow (3/4), <b>B, D</b>
	117582	1	• CONNECTOR, Receptacle (8 pin), <b>A, C</b>
	117584	1	• CONNECTOR, Receptacle wedge (8 pin), <b>A, C</b>
	117586	1	• CONNECTOR, Receptacle (12 pin), <b>B, D</b>
	117589	1	• CONNECTOR, Receptacle wedge (12 pin), <b>B, D</b>
	117590	AR	• CONNECTOR, Contact in (16-18), <b>A</b>
		8	• CONNECTOR, Contact in (16-18), <b>B, C</b>
		10	• CONNECTOR, Contact in (16-18), <b>D</b>
	117594	2	• PLUG, Sealing connector, <b>A, D</b>
		4	• PLUG, Sealing connector, <b>B</b>
1	113013	1	• MARKER, Brady wire (#13), <b>C, D</b>
2	113019	1	• MARKER, Brady wire (#19), <b>A, B</b>
3	113021	1	• MARKER, Brady wire (#21)
4	113039	1	• MARKER, Brady wire (#39), <b>C, D</b>
5	113071	1	• MARKER, Brady wire (#71)
6	145964	1	• LABEL, LS1B
7	145963	1	• LABEL, LS1A
8	145965	1	• LABEL, LS6
9	147113	1	• LABEL, LS7, <b>C, D</b>
10	121869	1	CLAMP, Guard (2.5")
11	127917DG	1	BRACKET, Limit switch
12	103858	2	BOLT, Hex head (1/4"-20 x 1.25", Grade 5), <b>A, C, B</b>
13	103995	8	WASHER, Flat (1/4" SAE)
14	104000	4	WASHER, Lock (1/4" NOM x 0.06)
15	103980	4	NUT, Hex head (1/4"-20, Grade B)
16	100967	AR	CAM, Limit switch (with set screws)
17	103860	2	BOLT, Hex head (1/4"-20 x 1.75", Grade 5), <b>A, C, B</b>
		4	BOLT, Hex head (1/4"-20 x 1.75", Grade 5), <b>D</b>
18	121908	2	BUSHING, Snap (3/4")
19	127918DG	1	GUARD, Limit switch
20	136488	2	CAM, Limit switch with set screws, <b>A, C, D</b>
21	-	-	HARDWARE, Guard, <b>A, C</b>
	300450	1	• LOCKNUT, Hex nylon insert (#10-32 UNF)
	120094	1	• BOLT, Machine (#10-32 x 5/8")
	104185	1	• WASHER, Lock (#10)
	104694	2	• WASHER, Flat (#10)

**2.5b Scissor Arm Limit Switch Assemblies**

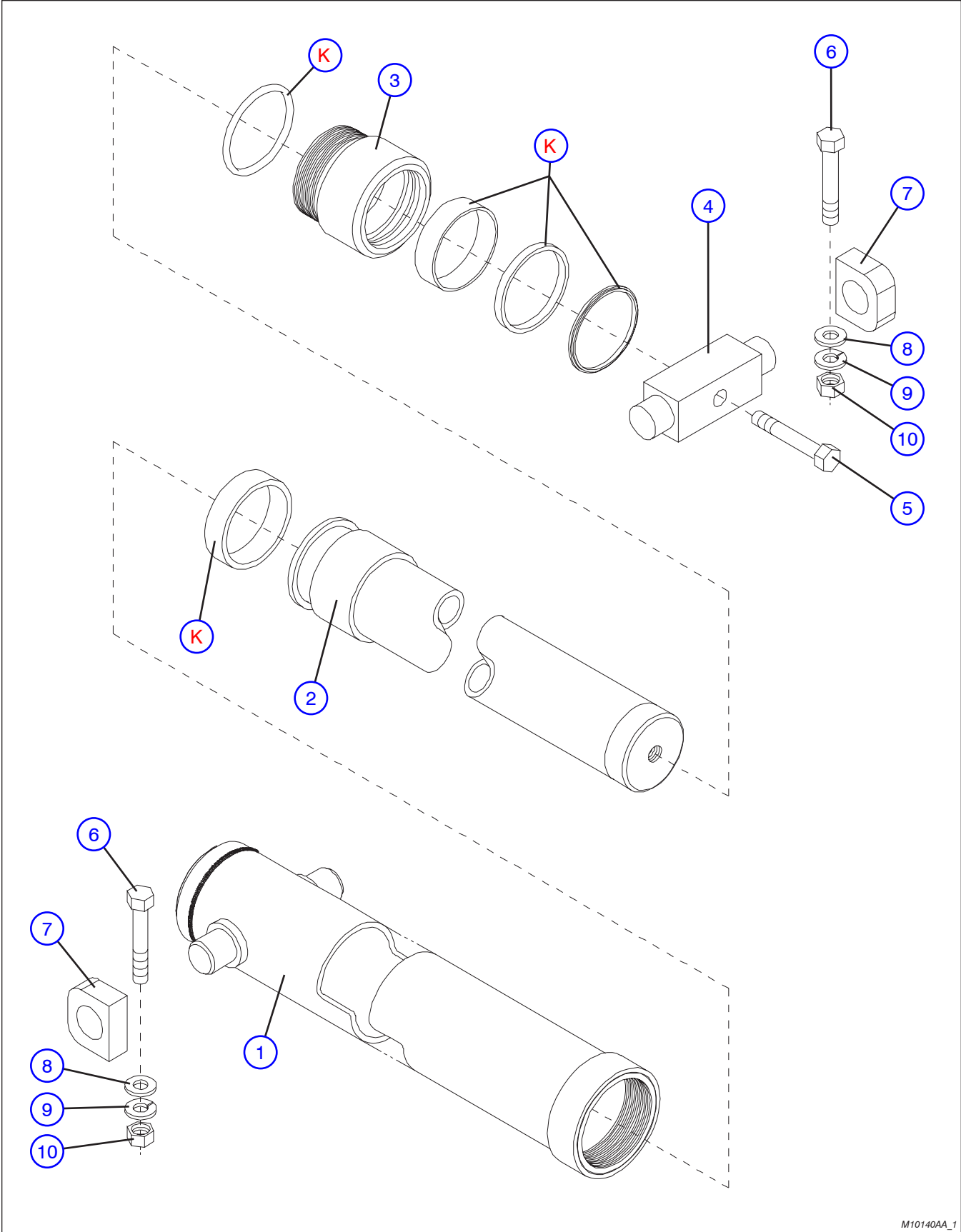


M10557AC3

## 2.5b Scissor Arm Limit Switch Assemblies

Index No.	Skyjack Part No.	Qty.	Description
			<b>NOTE:</b> Part Numbers followed by a "DG" indicate dark grey painted parts.
<b>A</b>	159357DG	1	HIGH SPEED/POTHOLE LIMIT SWITCH ASSEMBLY <b>(For SJ 3219 - ANSI/CSA with serial number 22036594 &amp; above)</b>
<b>B</b>	159355DG	1	HIGH SPEED/POTHOLE/DECELERATION LIMIT SWITCH ASSEMBLY <b>(For SJ 3219 - KC with serial number 22036594 &amp; above)</b>
<b>C</b>	159356DG	1	HIGH SPEED/POTHOLE/DECELERATION LIMIT SWITCH ASSEMBLY <b>(For SJ 3215 - ANSI/CSA with serial number 10000838 &amp; above)</b>
<b>D</b>	159354DG	1	HIGH SPEED/POTHOLE LIMIT SWITCH ASSEMBLY <b>(For SJ 3215 - KC with serial number 10000838 &amp; above)</b>
	121975	1	• SWITCH, Drilled sealed limit, <b>A, B</b>
		2	• SWITCH, Drilled sealed limit, <b>C, D</b>
	119965	2	• HEATSHRINK, Yellow (3/4)
	117578	1	• CONNECTOR, Receptacle (4 pin), <b>A, C</b>
	117580	1	• CONNECTOR, Receptacle wedge (4 pin), <b>A, C</b>
	117582	1	• CONNECTOR, Receptacle (8 pin), <b>B, D</b>
	117584	1	• CONNECTOR, Receptacle wedge (8 pin), <b>B, D</b>
	117590	2	• CONNECTOR, Contact pin (16-18), <b>A</b>
		4	• CONNECTOR, Contact pin (16-18), <b>B, C</b>
		6	• CONNECTOR, Contact in (16-18), <b>D</b>
	117594	2	• PLUG, Sealing connector, <b>A, D</b>
		4	• PLUG, Sealing connector, <b>B</b>
1	113013	1	• MARKER, Brady wire (#13), <b>C, D</b>
2	113021	1	• MARKER, Brady wire (#21), <b>A, B, C, D</b>
3	145964	1	• LABEL, LS1B
4	147113	1	• LABEL, LS7, <b>C, D</b>
5	121869	1	CLAMP, Guard (2.5")
6	127917DG	1	BRACKET, Limit switch
7	103858	AR	BOLT, Hex head (1/4"-20 x 1.25", Grade 5)
8	103995	AR	WASHER, Flat (1/4" SAE)
9	104000	AR	WASHER, Lock (1/4" NOM x 0.06)
10	103980	AR	NUT, Hex head (1/4"-20, Grade B)
11	100967	AR	CAM, Limit switch (with set screws)
12	121908	2	BUSHING, Snap (3/4")
13	127918DG	1	GUARD, Limit switch
14	-	-	HARDWARE, Guard
	300450	1	• LOCKNUT, Hex nylon insert (#10-32 UNF)
	136537	1	• BOLT, Machine (#10-32 x 5/8")
	104185	1	• WASHER, Lock (#10)
	104694	2	• WASHER, Flat (#10)

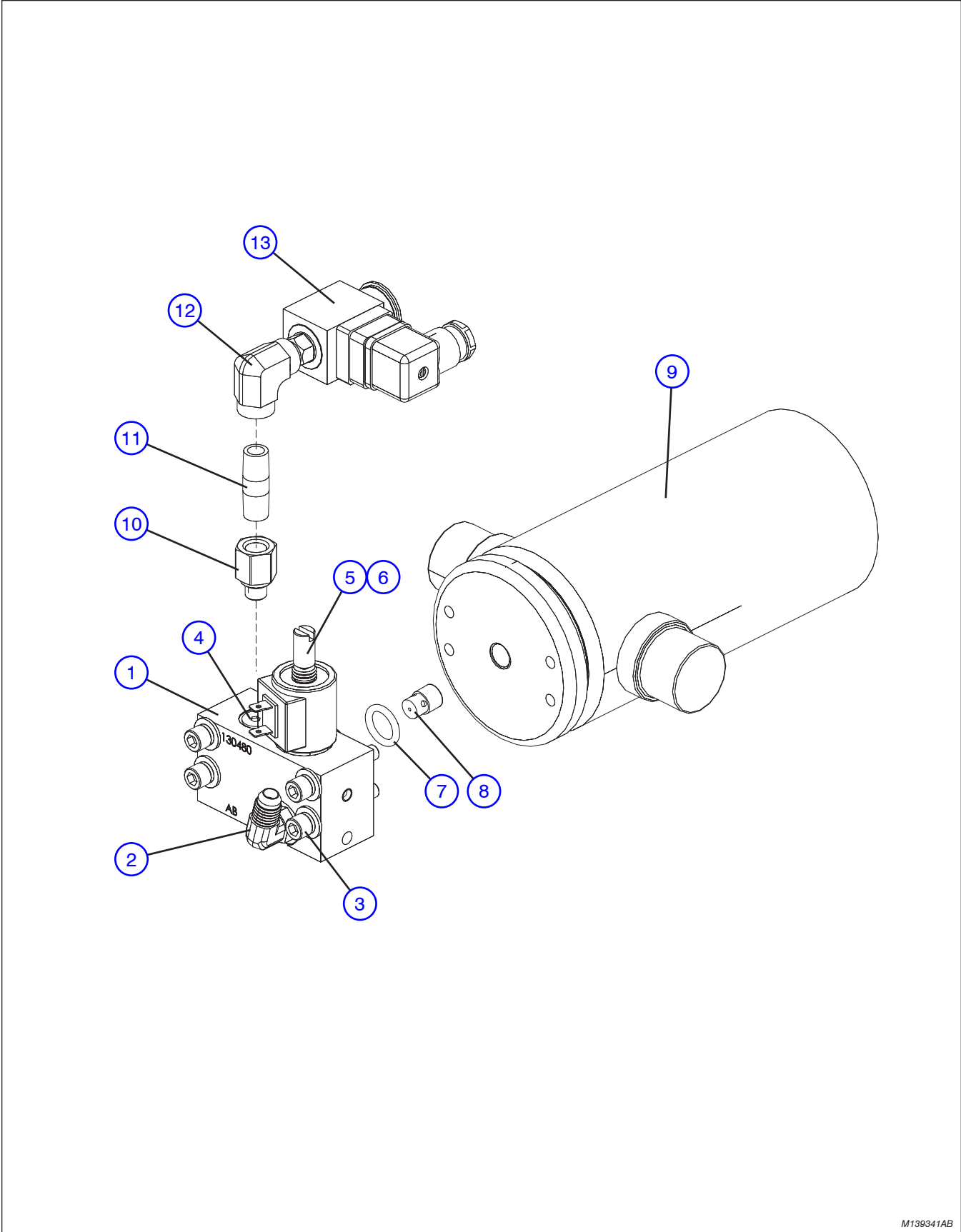
2.6 Lift Cylinder Assembly and Mounting Hardware



M10140AA\_1

Index No.	Skyjack Part No.	Qty.	Description
			<b>NOTE:</b> Part Numbers followed by a "DG" indicate dark grey painted parts.
<b>A</b>	151734	1	LIFT CYLINDER ASSEMBLY (For SJ 3215 with serial number 10000865 and below) (For SJ 3219 with serial number 22044795 and below)
<b>B</b>	161031	1	LIFT CYLINDER ASSEMBLY (For SJ 3215 with serial number 10000866 and above) (For SJ 3219 with serial number 22044796 and above)
1	110681	1	• WELDMENT, Barrel
2	114646	1	• ROD, Piston, <b>A</b>
	160742	1	• ROD, Piston, <b>B</b>
3	106209	1	• GLAND, Front head
4	105985	1	• TRUNNION
5	105686	1	• BOLT (3/4"-16 x 3", Grade 5)
6	103869	4	BOLT, Hex head (5/16"-18 x 4.25", Grade 5)
7	128119	4	BEARING BLOCK ASSEMBLY
	123808		• BLOCK
8	103996	4	WASHER, Flat (5/16" SAE)
9	103404	4	WASHER, Lock (5/16" NOM x 0.07)
10	100397	4	NUT, Hex head (5/16"-18, Grade B)
<b>K</b>	105888	1	KIT, Seal repair

2.7 Holding Valve Assembly



M139341AB

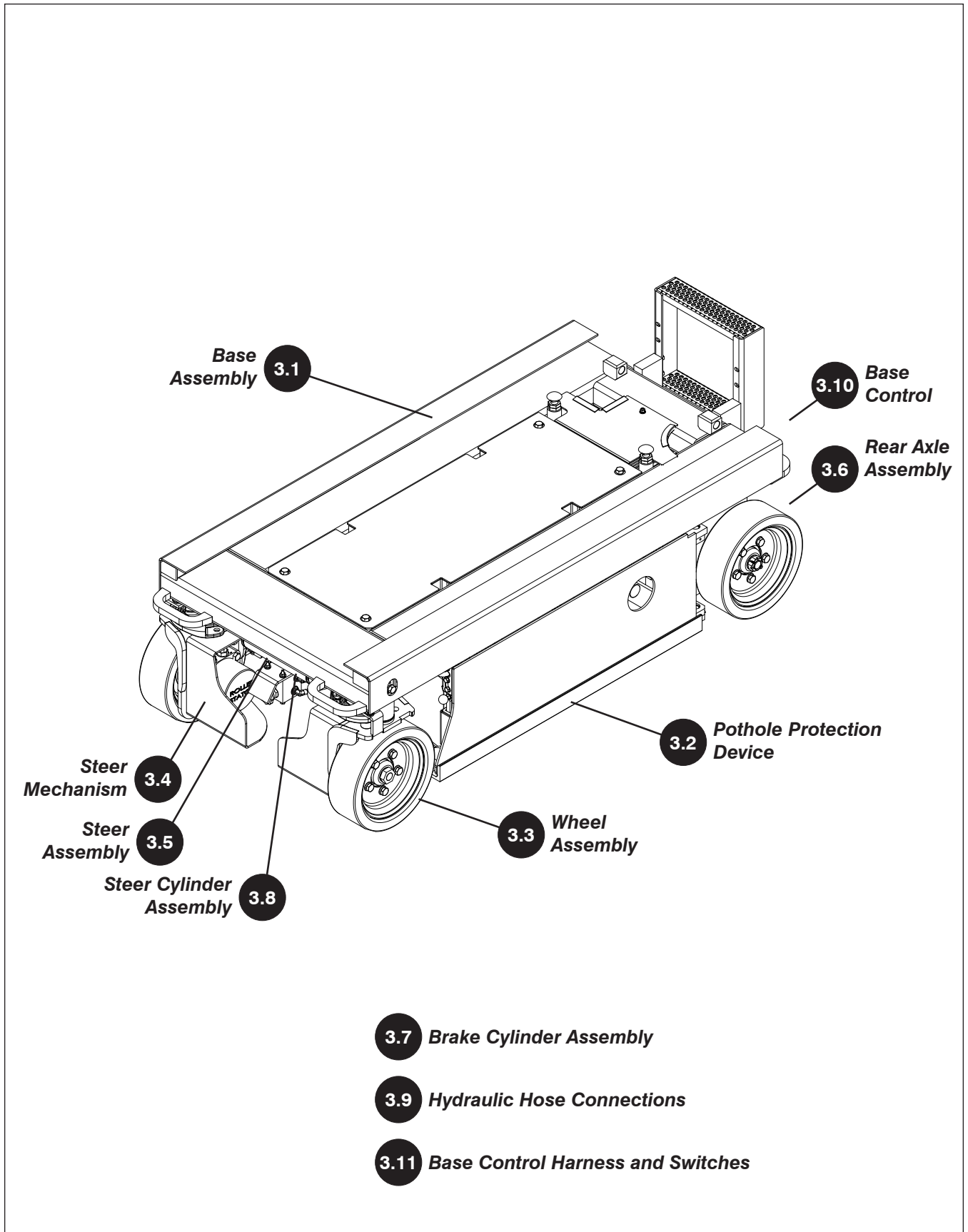


## 2.7 Holding Valve Assembly

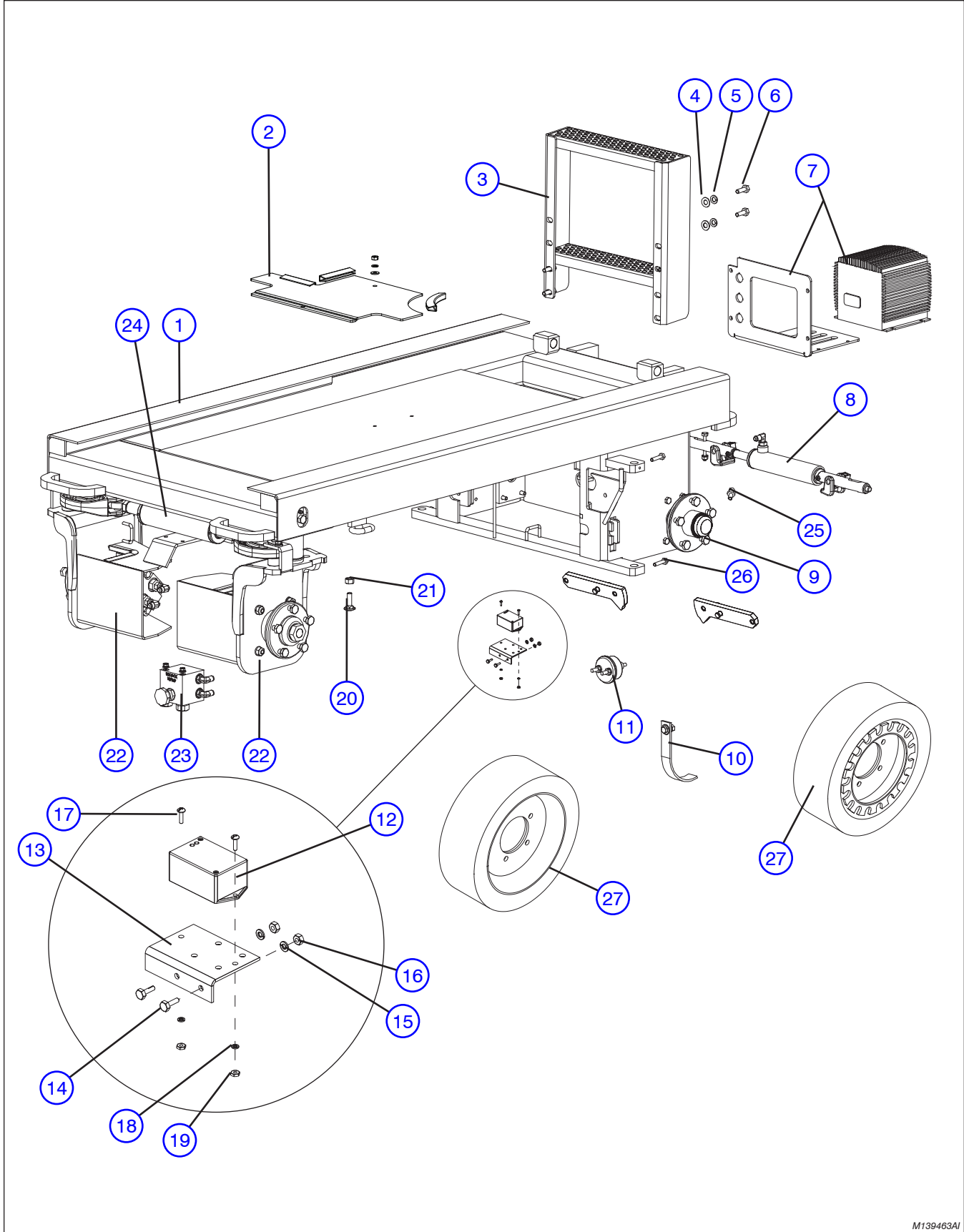
Index No.	Skyjack Part No.	Qty.	Description
			<b>NOTE:</b> Part Numbers followed by a "DG" indicate dark grey painted parts.
1	130480	1	HOLDING VALVE BLOCK ASSEMBLY
	130481DG	1	• BLOCK, Manifold
	108052	2	• PLUG, Expander
2	114578	1	FITTING, 90° (06 JICM - 06 ORBM)
3	103931	4	BOLT, Socket (5/16"-18 x 2", Grade 5)
	104637	4	WASHER, Lock-high collar (5/16")
	103996	4	WASHER, Flat (5/16")
4	108507	1	PLUG, Manifold <b>(ANSI/CSA)</b>
5	107269	1	VALVE, Holding (N.C.)
6	104493	1	COIL (24 volt)
7	103403	1	SEAL, O-ring
8	105281	1	ORIFICE
9	(Ref.)	-	LIFT CYLINDER ASSEMBLY AND MOUNTING HARDWARE (For components, refer to Section 2.6)
10	137335	1	FITTING, Straight (MORB04 - FP04) <b>(KC)</b>
11	137336	1	FITTING, Straight nipple (MP04 - MP04) <b>(KC)</b>
12	137337	1	FITTING, Straight elbow (FP04 - FP04) <b>(KC)</b>
13	102863	1	SWITCH, Pressure <b>(KC)</b>

## **Notes**

### 3.0 BASE RELATED PARTS



3.1 Base Assembly

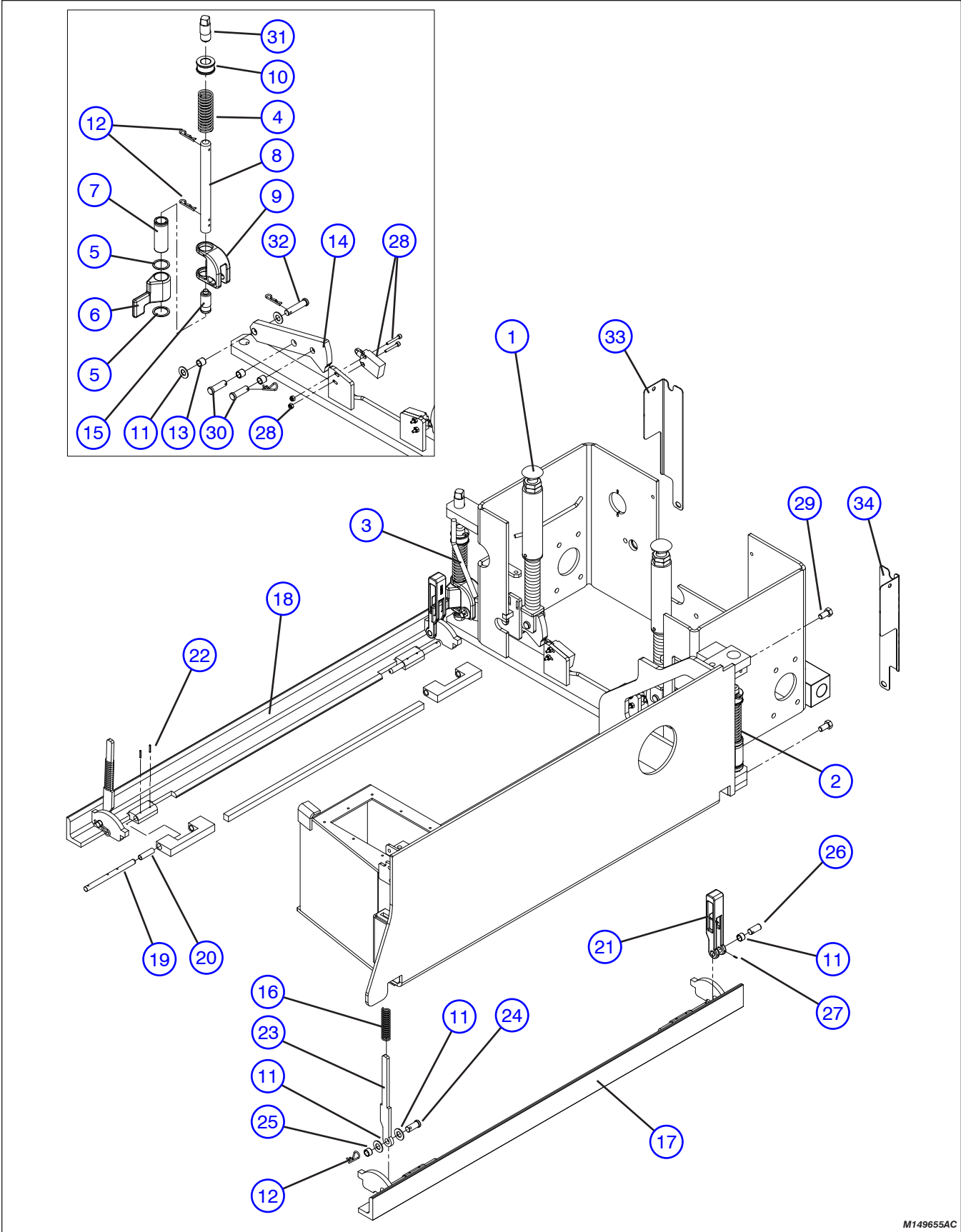


M139463AI

Index No.	Skyjack Part No.	Qty.	Description
			<b>NOTE:</b> Part Numbers followed by a "DG" indicate dark grey painted parts.
1	158971DG	1	WELDMENT, Base
2	128100	1	ACCESS PLATE ASSEMBLY
	128048DG	1	• PLATE, Access cover
	103995	1	• WASHER, Flat (1/4")
	104000	1	• WASHER, Lock (1/4")
	103980	1	• NUT, Hex head (1/4"-20, Grade 5)
	110007	10"	• GUARD, Edge channel
3	130192	1	LADDER
4	103472	4	WASHER, Flat (3/8")
5	103999	4	WASHER, Lock (3/8")
6	103473	4	BOLT, Hex head (3/8"-16 x 3/4", Grade 5)
7	(Ref.)	-	CHARGER, Battery (24 VDC) (For components, refer to Section 5.2)
8	(Ref.)	-	BRAKE CYLINDER ASSEMBLY (For components, refer to Section 3.7)
9	(Ref.)	-	REAR AXLE ASSEMBLY (For components, refer to Section 3.6)
10	115005	1	STATIC STRAP ASSEMBLY (with hardware)
	115420	1	• STATIC STRAP ASSEMBLY
	101632	1	• BOLT, Hex head (3/8"-16 x 3/4", Grade 5)
	103999	1	• WASHER, Lock (3/8" NOM x 0.09)
	103978	1	• NUT, Hex head (3/8" -16, Grade B)
11	119725	1	SWITCH, Battery disconnect
	108714	1	KIT, Battery switch lockout
12	146658	1	TILT SWITCH ASSEMBLY (1.5 x 3.5)
13	109505DG	1	PLATE, Tilt switch mounting
14	103856	2	BOLT, Hex head (1/4"-20 x 3/4", Grade 5)
15	104000	2	WASHER, Lock (1/4" NOM * 0.06)
16	103980	2	NUT, Hex head (1/4"-20, Grade B)
17	120094	2	SCREW, Round head machine (#10-32 x 5/8")
18	104185	2	WASHER, Lock (#10)
19	104003	2	NUT, Hex head (#10-32)
20	125798	2	BOLT, Carriage (1/2"-13 x 1.5", Grade 5)
21	103471	2	NUT, Hex head (1/2"-13, Grade 5)
22	(Ref.)	-	WHEEL MOTOR ASSEMBLY (For components, refer to Section 3.4)
23	(Ref.)	-	STEER MANIFOLD ASSEMBLY (For components, refer to Section 4.4)
24	(Ref.)	-	STEER ASSEMBLY (For components, refer to Section 3.5)
25	102027	2	FITTING, Straight grease (1/8" NPT)
26	141751	4	BOLT, Hex head (3/8"-16 x 1", Grade 5)
27	(Ref.)	-	TIRE ASSEMBLY (For components, refer to Section 3.3)

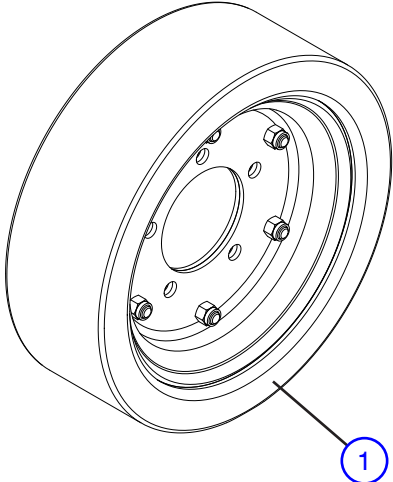
3.2 Pothole Protection Device

AE



M149655AC

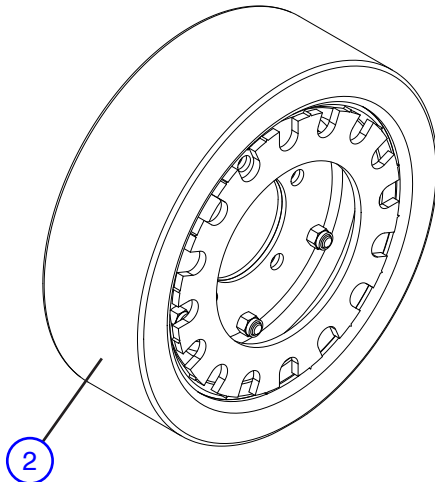
Index No.	Skyjack Part No.	Qty.	Description
			<b>NOTE:</b> Part Numbers followed by a "DG" indicate dark grey painted parts.
1	136417DG	2	COMPRESSION ROD ASSEMBLY
2	310229	1	HYDRAULIC TRAY CAM LOCK ASSEMBLY
3	310230	1	BATTERY TRAY CAM LOCK ASSEMBLY
4	119314	2	• SPRING, Cam lock
5	119728	4	• WASHER, Driver
6	118720	1	• LOCK, Battery tray cam
	118721	1	• LOCK, Hydraulic tray cam
7	118778	2	• BUSHING, Cam lock
8	118730	2	• PIN, Lever bar guide
9	118718	2	• DRIVER, Lock
	119843	2	• PIN, Spring (3/32" x 1.375")
10	118729	2	• LOCATOR, Pin
11	119313	8	WASHER, Flat (7/16")
12	119325	10	PIN, Cotter clip
13	119312	6	BUSHING (7/16" x 1/2")
14	147903	2	BAR, Lever
15	118983	2	PIN, Lower tray
16	119321	2	SPRING, Kicker
17	127571DG	1	WELDMENT, Hydraulic tray angle
18	127570DG	1	WELDMENT, Battery tray angle
19	119339	4	PIN, Angle
20	119316	16	BUSHING (3/8" x 5/8")
21	118818	2	LOCK, Tray cam
22	119319	8	PIN, Spring (3/32" x 5/8")
23	118982	2	PLATE, Kicker
24	118689	2	PIN, Pothole kicker
25	119318	4	BUSHING (7/16" x 3/8")
26	118690	2	PIN, Lock
27	119315	2	PIN, Spring (3/32" x 7/8")
28	-	-	POTHOLE DEVICE LIMIT SWITCH ASSEMBLY
	139227	1	• LIMIT SWITCH, Pothole hydraulic tray
	139228	1	• LIMIT SWITCH, Pothole battery tray
	149581	4	• BOLT (#8-32 x 1-1/4")
	138765	4	• NUT, Lock, nylon (#8-32)
29	101632	4	BOLT, Hex head (3/8"-16 x 3/4", Grade 5)
30	130209	4	PIN, Lever
31	100446	2	PIN, Eccentric
32	132530	2	PIN, Tray spring guide
33	130047DG	1	GUARD, Left hand pothole protection
34	130049DG	1	GUARD, Right hand pothole protection



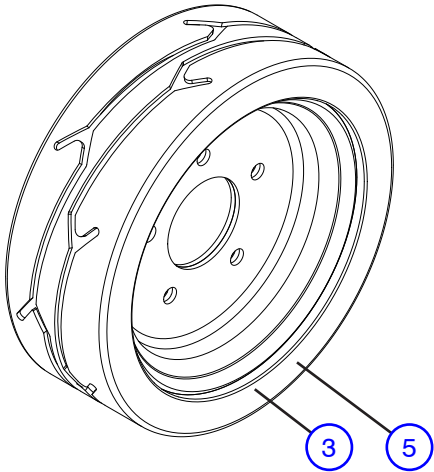
Front Tire



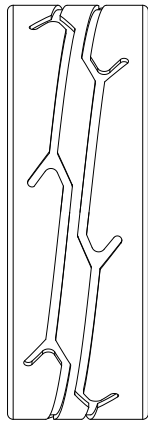
Tread Pattern



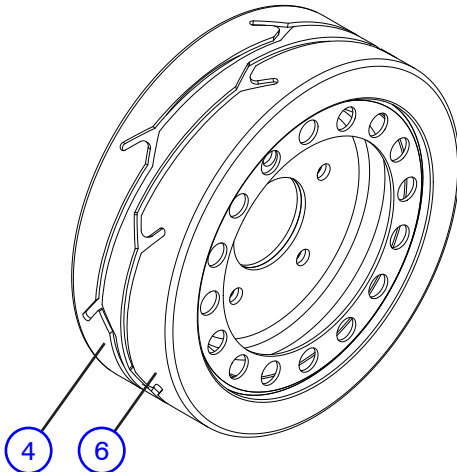
Rear Tire with Brake Ring



Front Tire



Tread Pattern



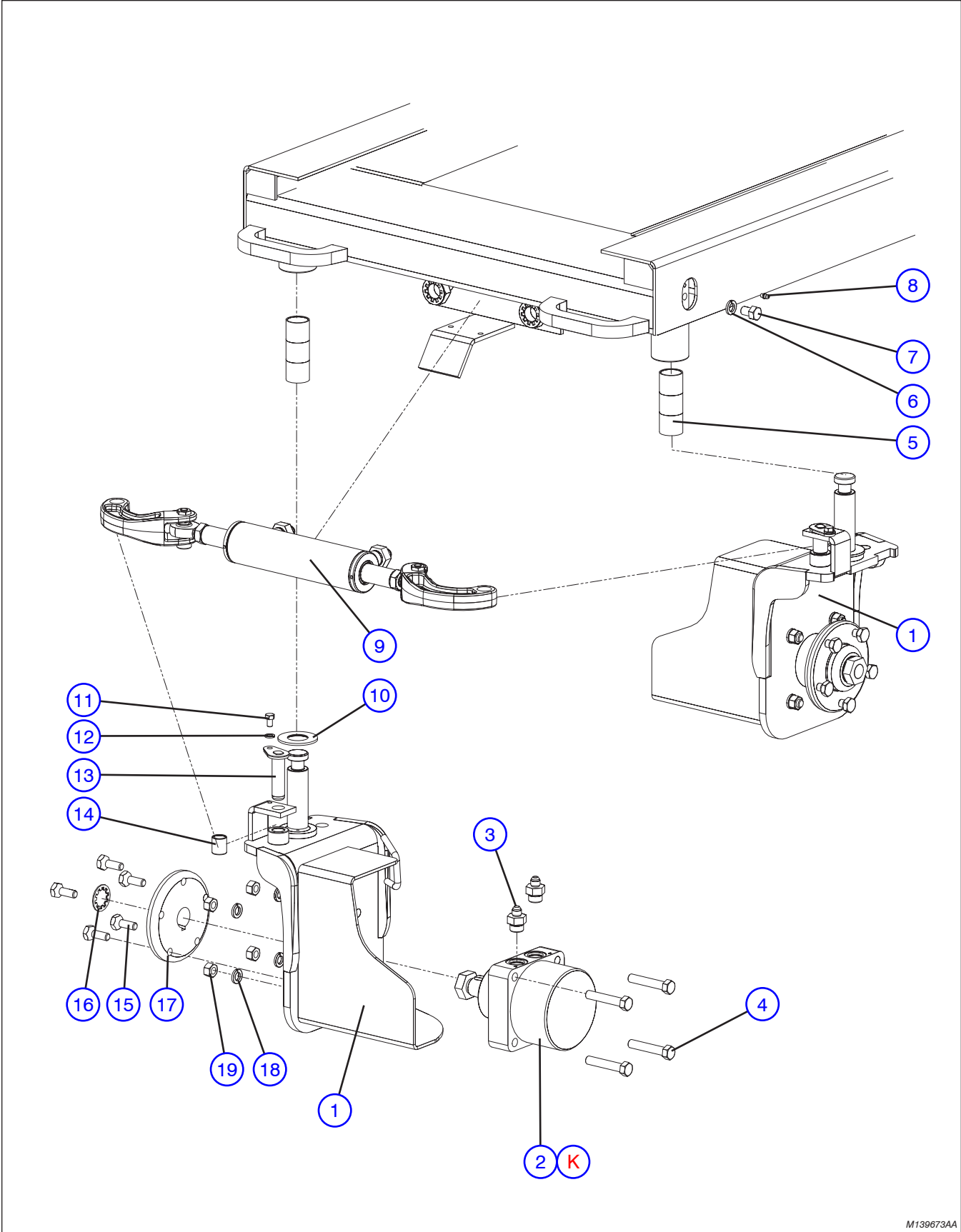
Rear Tire with Brake Ring

M128051AA, M154838AA



Index No.	Skyjack Part No.	Qty.	Description
			<b>NOTE:</b> Part Numbers followed by a “DG” indicate dark grey painted parts.
			<b>NOTE:</b> Tires 1, 3, and 5 may be intermixed and used interchangeably. Tires 2, 4, and 6 may be intermixed and used interchangeably.
<b>A</b>	128051	-	TIRE ASSEMBLY - WHITE ( <b>CARLISLE</b> ) ( <b>ANSI/CSA</b> )
1	108020	2	• FRONT WHEEL/TIRE ASSEMBLY
	112604	1	• • TIRE, White non-marking
	119136	1	• • RIM
2	108022	2	• REAR WHEEL/TIRE ASSEMBLY
	112604	1	• • TIRE, White non-marking
	119868	1	• • RIM WITH BRAKE RING
<b>B</b>	154837	-	TIRE ASSEMBLY - GREY ( <b>SUPERGRIP</b> ) ( <b>ANSI/CSA &amp; KC</b> )
3	152039	2	• FRONT WHEEL/TIRE ASSEMBLY
4	152040	2	• REAR WHEEL/TIRE ASSEMBLY
<b>C</b>	154838	-	TIRE ASSEMBLY - WHITE ( <b>SUPERGRIP</b> ) ( <b>ANSI/CSA</b> )
5	154835	2	• FRONT WHEEL/TIRE ASSEMBLY
6	154836	2	• REAR WHEEL/TIRE ASSEMBLY

**3.4 Steer Mechanism**



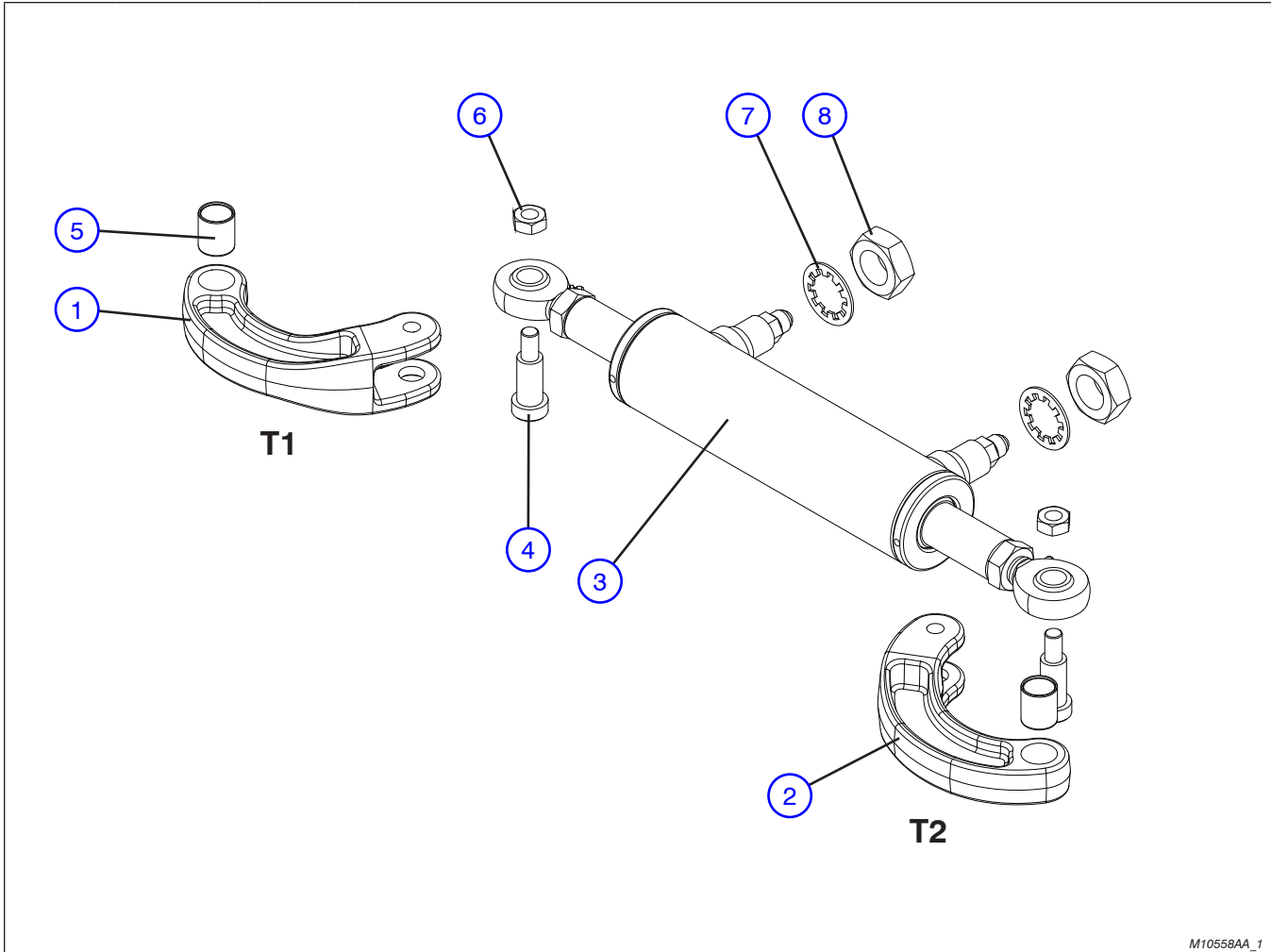
M139673AA

### 3.4 Steer Mechanism

Index No.	Skyjack Part No.	Qty.	Description
			<b>NOTE:</b> Part Numbers followed by a "DG" indicate dark grey painted parts.
1	149784DG	1	HOUSING, Wheel motor (Right hand)
	149781DG	1	HOUSING, Wheel motor (Left hand)
2	139412	2	MOTOR, Hydraulic drive
3	103307	4	FITTING, Straight (10 SAE - 6 JIC, O-ring)
4	108818	8	BOLT, Hex head (1/2"-13 x 2.75", Grade 5)
5	118341	6	BUSHING, Fiberglide (king pin)
6	103470	2	WASHER, Lock (1/2")
7	116997	2	BOLT, Hex head (1/2"-13 x 3/4", Grade 5)
8	103513	4	FITTING, Straight grease (1/4"-28)
9	(Ref.)	-	STEER CYLINDER ASSEMBLY (For components, refer to Section 3.8)
10	149782	2	WASHER, Bronze
11	103845	2	BOLT, Hex head (5/16"-18 x 1/2", Grade 5)
12	103404	2	WASHER, Lock (5/16")
13	127913	2	PIN, Weldment steering
14	100050	2	BUSHING, Fiberglide (steering pin)
15	103199	10	BOLT, Wheel (1/2"-20 x 1.5625")
16	103789	2	WASHER, Tooth-lock (1")
17	107912DG	2	HUB, Drive wheel
18	103470	8	WASHER, Lock (1/2")
19	103471	8	NUT, Hex head (1/2"-13, Grade 5)
K	151099	1	KIT, Repair seal

### 3.5 Steer Assembly

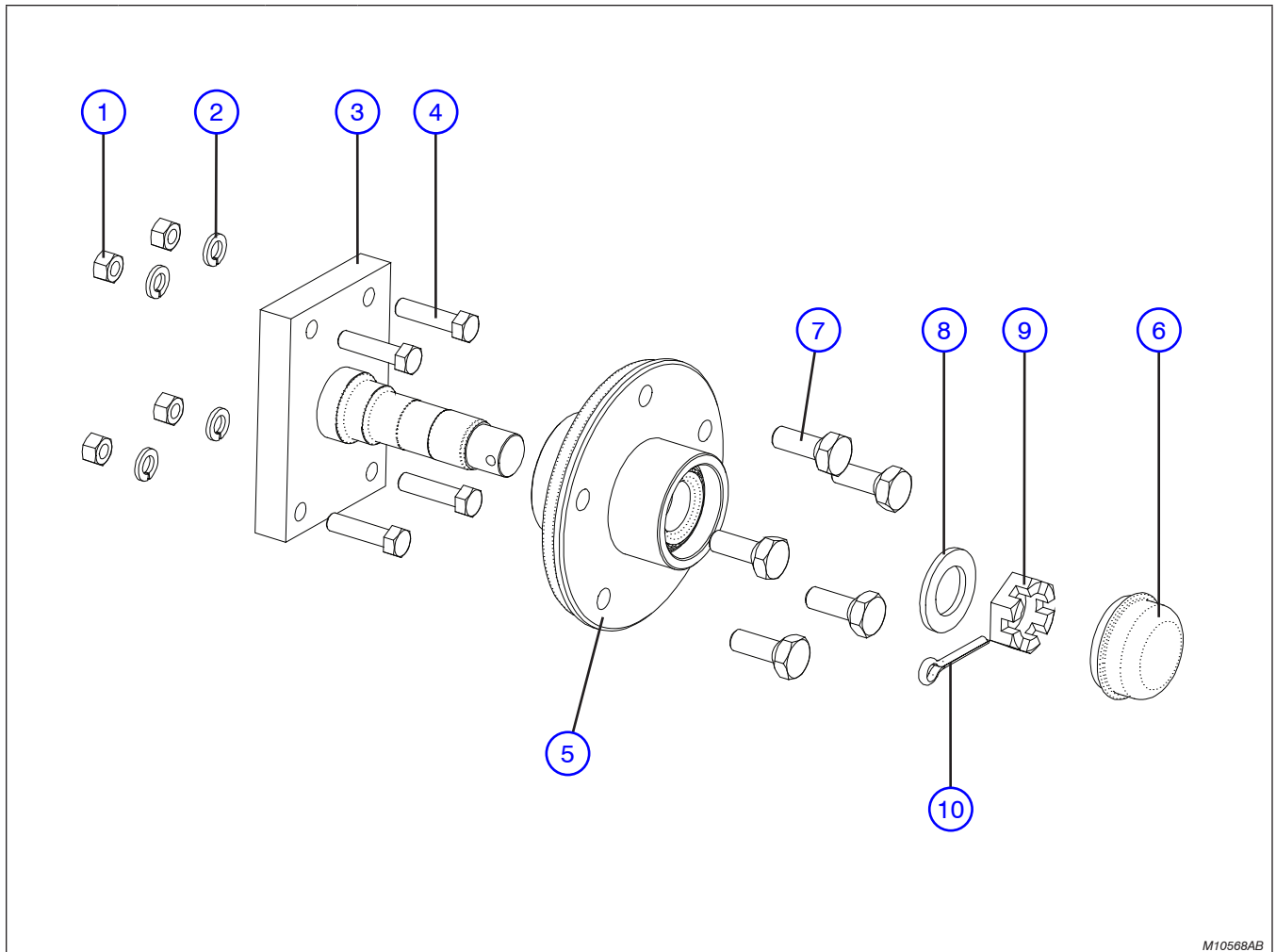
AG



M10558AA\_1

Index No.	Skyjack Part No.	Qty.	Description
			<b>NOTE:</b> Part Numbers followed by a "DG" indicate dark grey painted parts.
1	111300DG	1	STEERING, Arm ( T1 )
2	111306DG	1	STEERING, Arm ( T2 )
3	(Ref.)	-	STEER CYLINDER ASSEMBLY (For components, refer to Section 3.8)
4	107951	2	SCREW, Hex socket shoulder (5/8" x 1.25")
5	100050	2	BUSHING, Fibreglide
6	107949	2	NUT, Hex head jam (1/2"-13, Grade 5)
7	103789	2	WASHER, Internal tooth lock
8	107947	2	NUT, Hex head jam (1"-14, Grade 5)

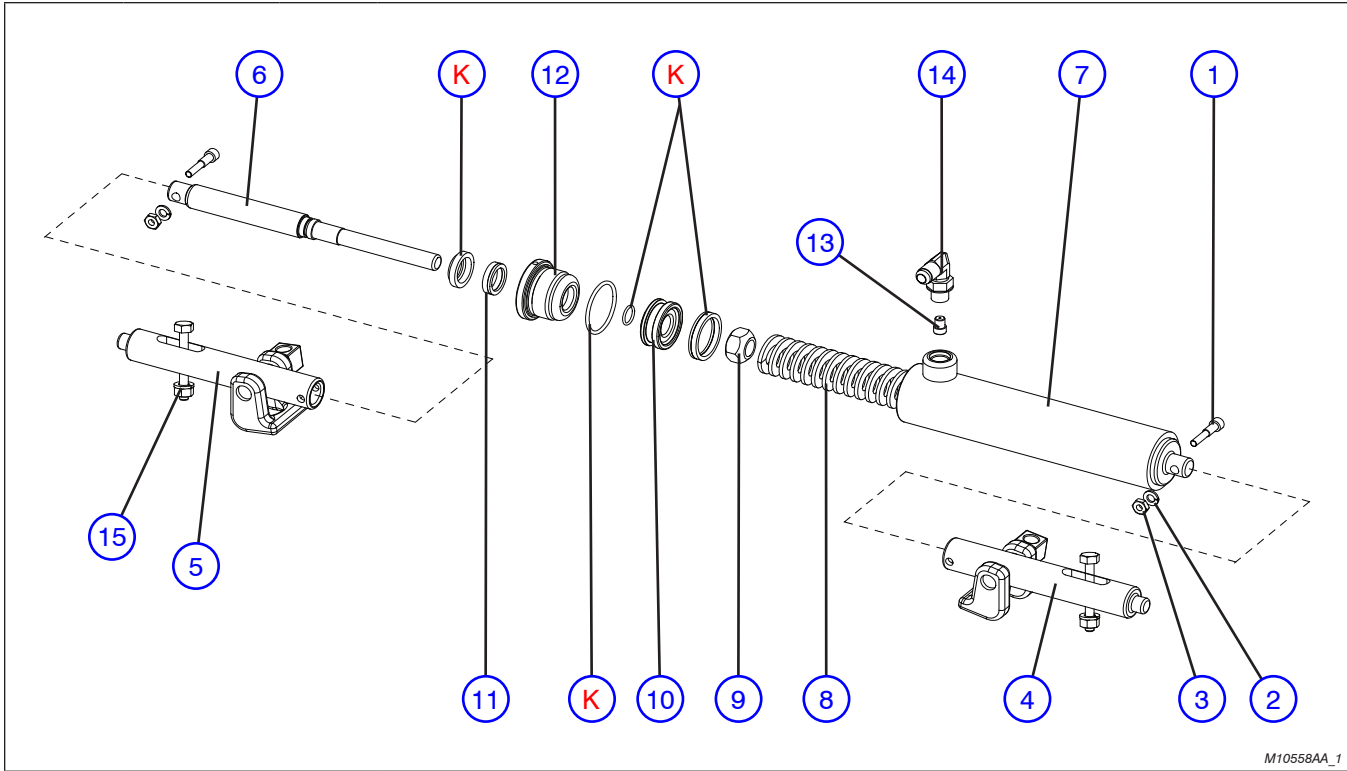
### 3.6 Rear Axle Assembly



M10568AB

Index No.	Skyjack Part No.	Qty.	Description
-	128215DG	-	<b>NOTE:</b> Part Numbers followed by a "DG" indicate dark grey painted parts. REAR AXLE ASSEMBLY
1	103978	4	• NUT, Hex head (3/8"-16, Grade 5)
2	103999	4	• WASHER, Lock (3/8")
3	128218DG	1	• WELDMENT, Rear axle
4	103871	4	• BOLT, Hex head (3/8"-16 x 1.75", Grade 5)
5	108101DG	1	• HUB ASSEMBLY
6	102865	1	• • CAP, Dust
7	103199	5	• BOLT, Wheel (1/2"-20 x 1.5625")
8	102829	1	• WASHER, Flat (1.056 ID x 1.75" x 0.145)
9	102749	1	• NUT, Castle
10	103085	1	• PIN, Cotter (3/16" x 1.5")

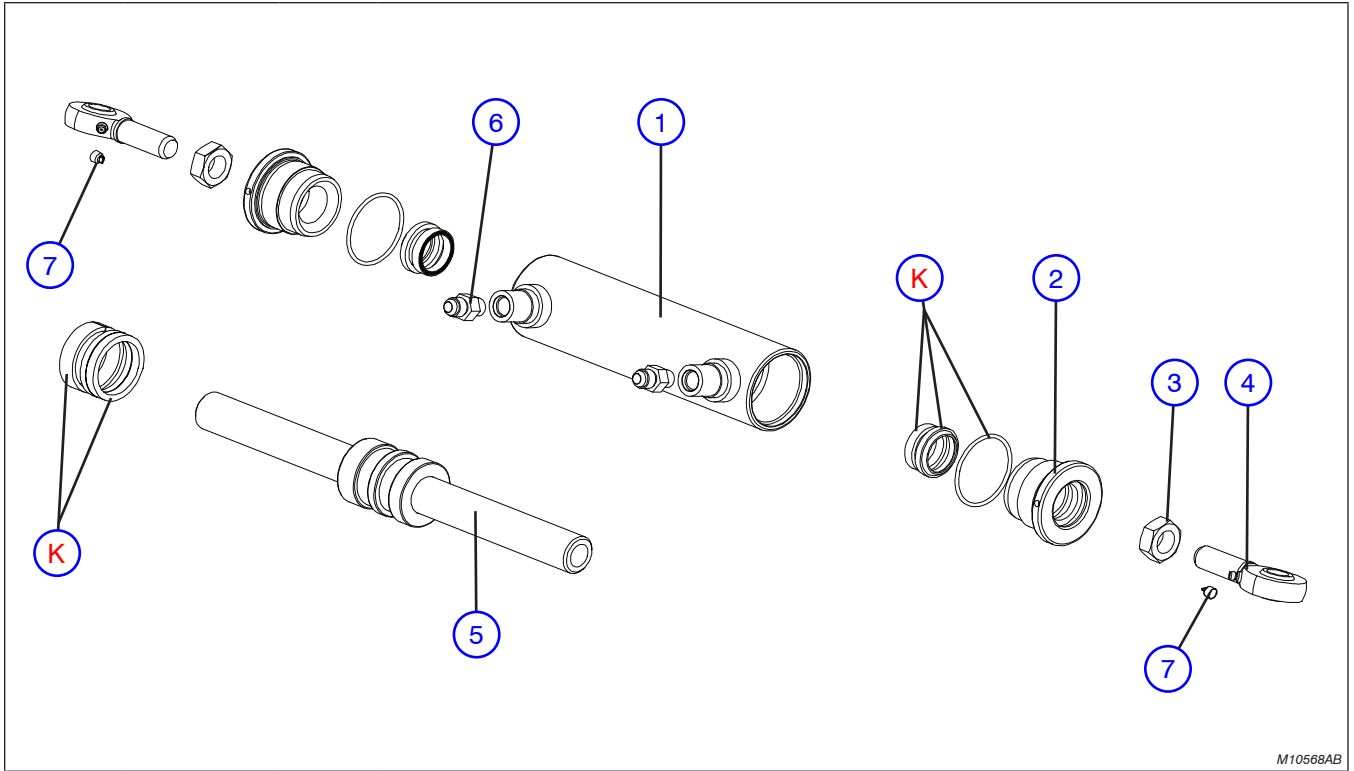
### 3.7 Brake Cylinder Assembly



M10558AA\_1

Index No.	Skyjack Part No.	Qty.	Description
-	127900DG	-	<b>NOTE:</b> Part Numbers followed by a "DG" indicate dark grey painted parts. BRAKE CYLINDER ASSEMBLY
1	159801	2	• SCREW, Socket head cap (zinc, 1/4"-20 x 1.25")
2	104000	2	• WASHER, Lock (1/4")
3	103983	3	• NUT, Hex head jam (1/4"-20, Grade 5)
4	128187	1	• BRAKE PIN ASSEMBLY (Left hand)
5	128186	1	• BRAKE PIN ASSEMBLY (Right hand)
-	127667	1	• CYLINDER, Brake
6	127677	1	• • ROD, Brake
7	127668DG	1	• • WELDMENT, Barrel
8	128158	1	• • SPRING, Brake cylinder
9	103830	1	• • NUT, Crownlock (5/8"-11, Grade C)
10	121178	1	• • PISTON
11	103826	1	• • SEAL
12	120148	1	• • GLAND
13	130407	1	• • ORIFICE (3/8" OD x 0.051)
14	114578	1	• • ELBOW, (6-6 O-ring)
15	103884	2	BOLT, Hex head (5/16"-18 x 2.5", Grade 5)
	103404	2	WASHER, Lock (5/16")
	100397	2	NUT, Hex head (5/16"-18, Grade 5)
K	127153	1	KIT, Repair seal

### 3.8 Steer Cylinder Assembly



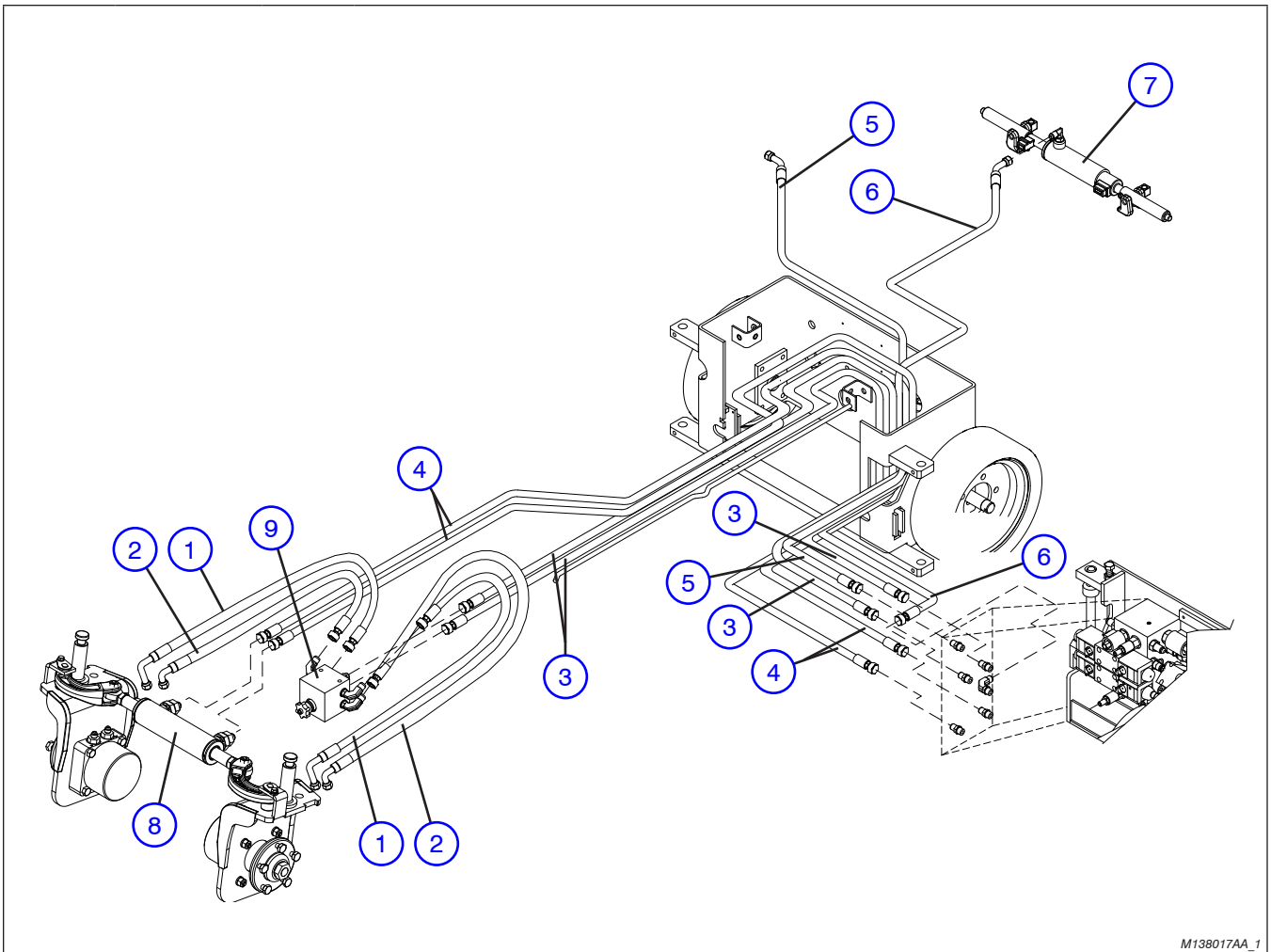
M10568AB

Index No.	Skyjack Part No.	Qty.	Description
-	121087DG	-	<b>NOTE:</b> Part Numbers followed by a "DG" indicate dark grey painted parts. STEER CYLINDER ASSEMBLY
1	121089DG	1	• BARREL, Steer cylinder
2	121088	2	• GLAND
3	106450	2	• NUT, Hex head jam (3/4"-16, Grade 5)
4	107143	2	• ROD, End
5	107939	1	• WELDMENT, Rod
6	310056	2	• FITTING, Straight (with orifice)
	108002	2	• • ORIFICE (0.04" diameter)
7	132565	2	• CAP, Grease fitting
K	121090	1	KIT, Repair seal

## **Notes**

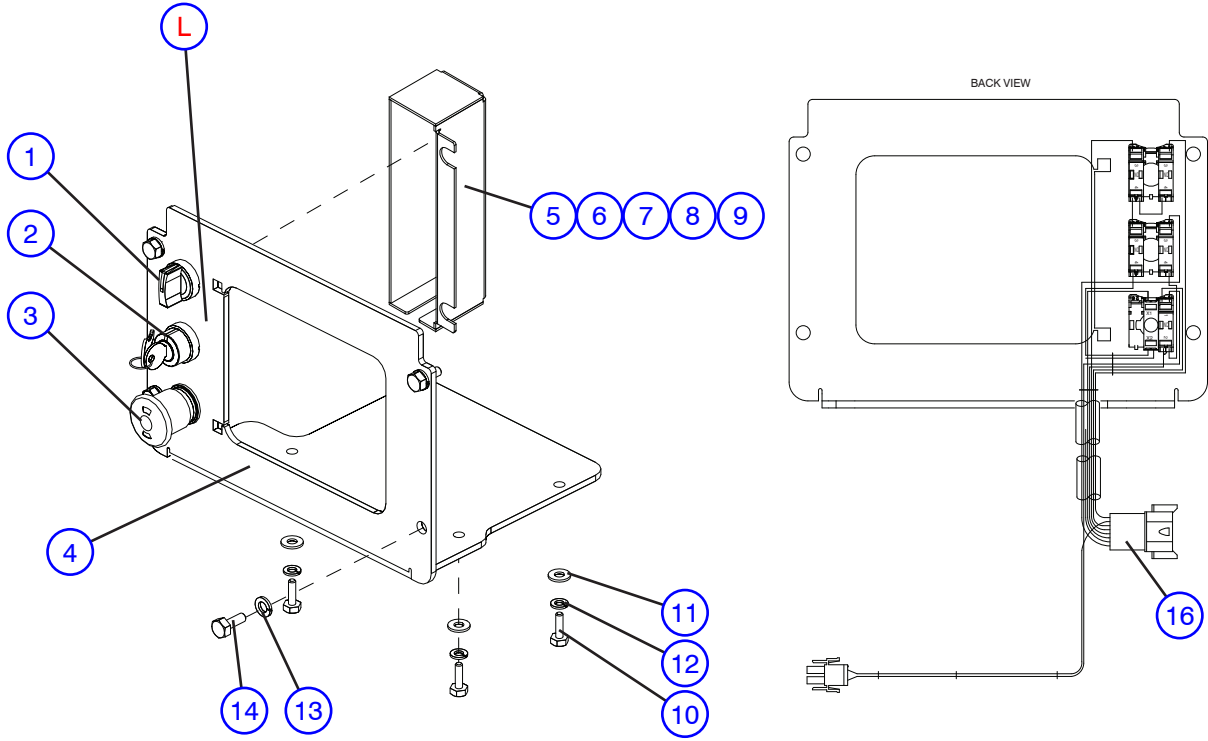


### 3.9 Hydraulic Hose Connections - Drive/Steer

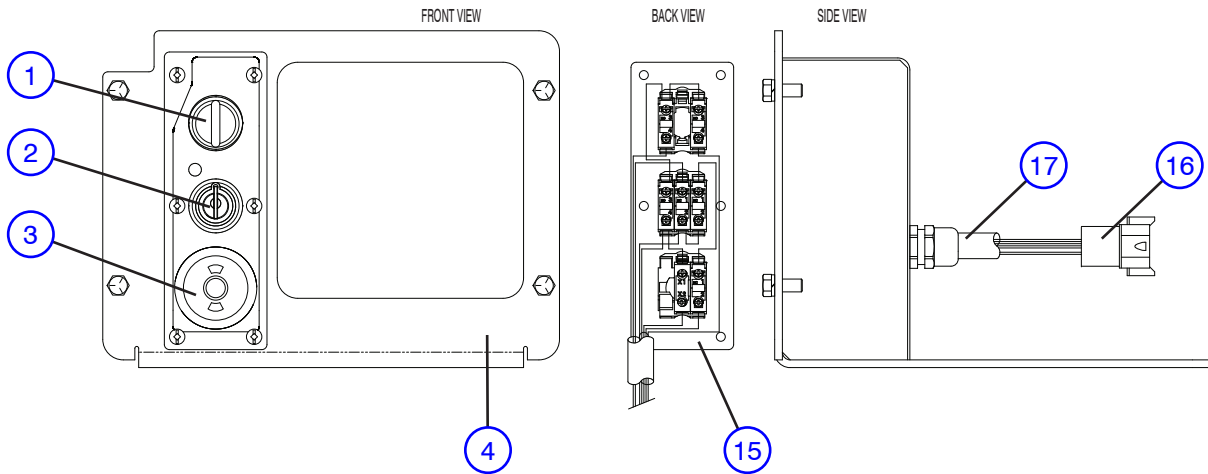


M138017AA\_1

Index No.	Skyjack Part No.	Qty.	Description
			<b>NOTE:</b> Part Numbers followed by a "DG" indicate dark grey painted parts.
1	138003	2	HOSE, Hydraulic (3/8" x 21.25")
2	137974	2	HOSE, Hydraulic (3/8" x 19.75")
3	129492	2	HOSE, Drive (3/8" x 82")
4	110697	2	HOSE, Steering (1/4" x 82")
5	130551	1	HOSE, Lift cylinder
6	102541	1	HOSE, Brake cylinder (1/4" x 33")
7	(Ref.)	-	BRAKE CYLINDER ASSEMBLY (For components, refer to Section 3.7)
8	(Ref.)	-	STEER CYLINDER ASSEMBLY (For components, refer to Section 3.8)
9	(Ref.)	-	STEER MANIFOLD ASSEMBLY (For components, refer to Section 4.4)



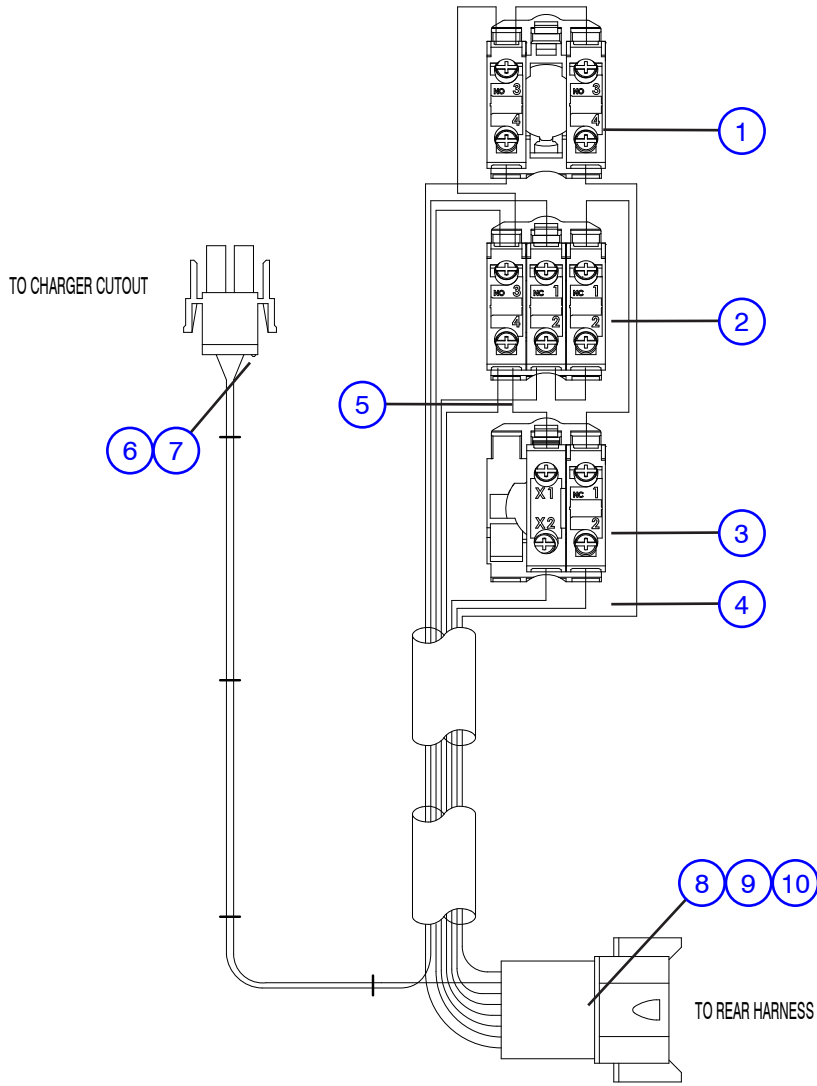
**Base Control Console (EE Rated)**



M146579AC

Index No.	Skyjack Part No.	Qty.	Description
			<b>NOTE:</b> Part Numbers followed by a "DG" indicate dark grey painted parts.
<b>A</b>	146579DG	1	BASE CONTROL CONSOLE ASSEMBLY
<b>B</b>	154908DG	1	BASE CONTROL CONSOLE ASSEMBLY <b>(ANSI/CSA EE rated)</b>
1	147069	1	SWITCH HEAD, Selector (Lower/Raise)
2	149536	1	SWITCH HEAD, Selector key (Off/Platform/Base), <b>A</b>
3	147051	1	SWITCH HEAD, Emergency stop
4	127465DG	1	TRAY, Battery charger
5	132616DG	1	COVER, Base switch, <b>A</b>
	154905DG	1	COVER, Base switch, <b>B</b>
6	103984	2	NUT, Hex nylon lock (5/16"-18)
7	103996	2	WASHER, Flat (5/16" S.A.E.)
8	133216	2	BOLT, Carriage (5/16"-18)
9	103628	18"	TRIM, Self-seal rubber, <b>B</b>
10	103856	4	BOLT, Hex head (1/4"-20 x 3/4", Grade 5)
11	103995	4	WASHER, Flat (1/4")
12	104000	4	WASHER, Lock (1/4")
13	103887	4	BOLT, Hex head (5/16"-18 x 3/4", Grade 5)
14	103404	4	WASHER, Lock (5/16" NOM x 0.07)
15	128494DG	1	PLATE, Cover, <b>B</b>
16	103036	1	CONNECTOR, Strain relief, <b>B</b>
17	(Ref.)	-	HARNESS, Base control console (For components, refer to Section 3.11)
<b>L</b>	(Ref.)	-	LABELS (Refer to Section 8.1)

3.11 Base Control Harness and Switches



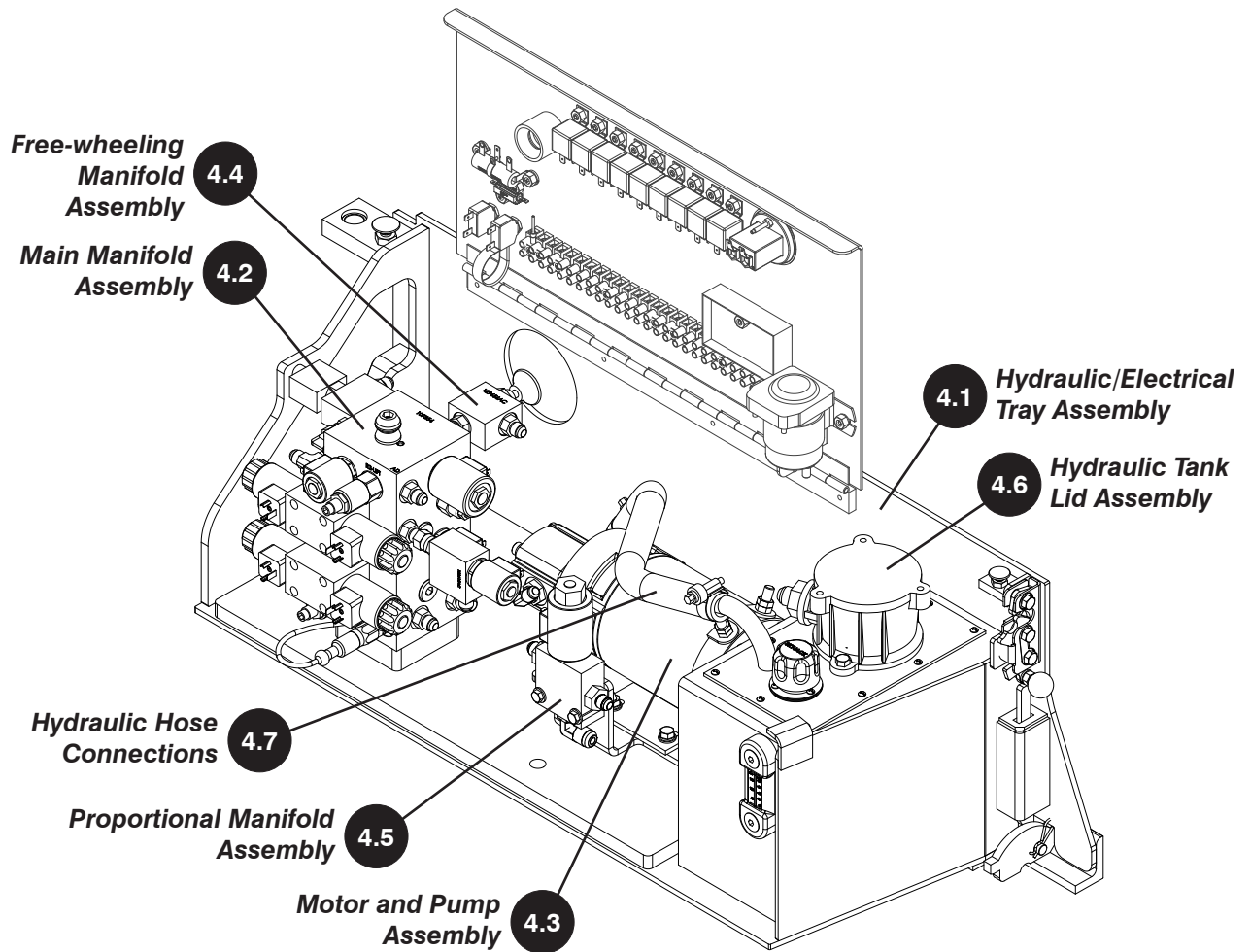
M149686AB

### 3.11 Base Control Harness and Switches

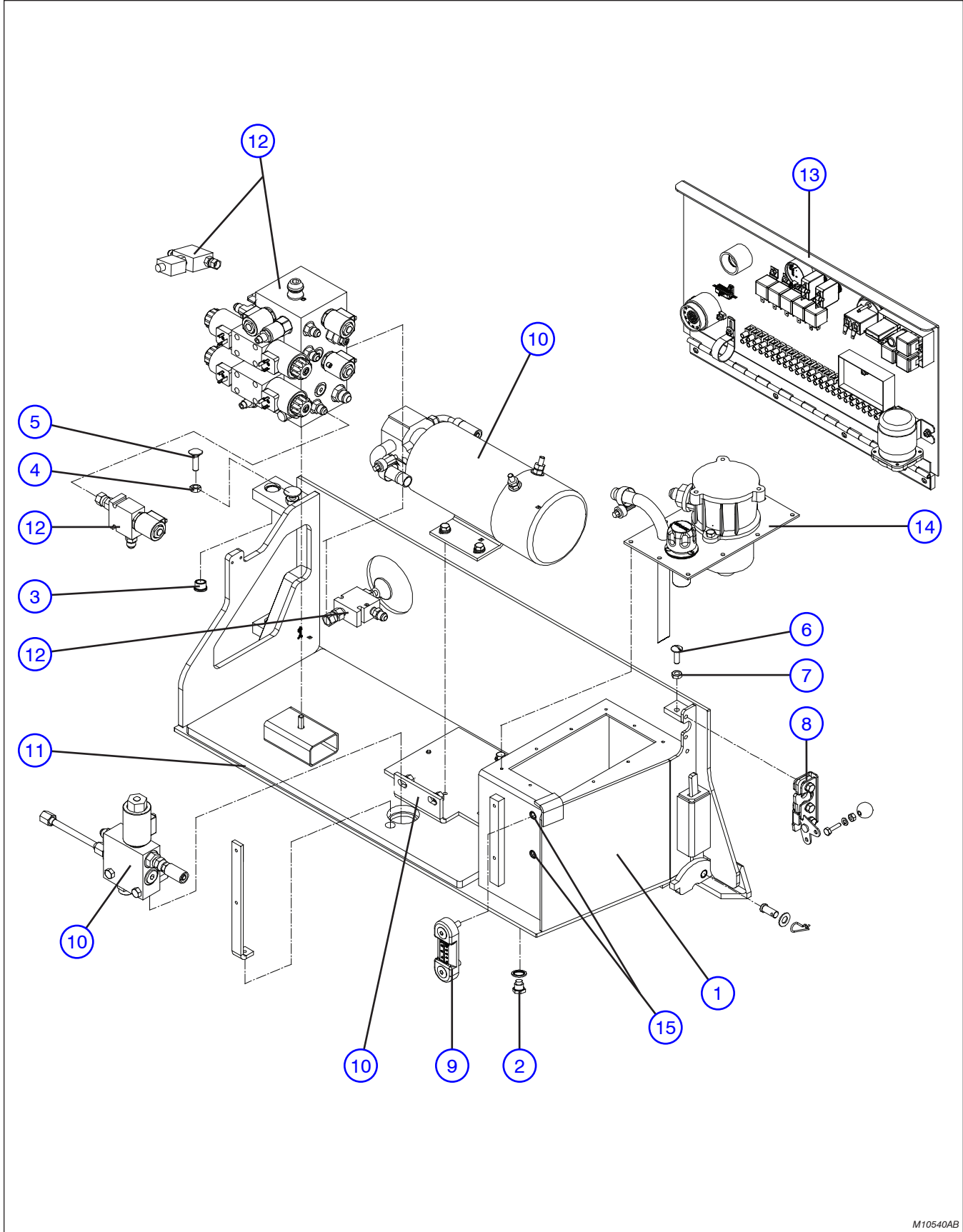
Index No.	Skyjack Part No.	Qty.	Description
			<b>NOTE:</b> Part Numbers followed by a "DG" indicate dark grey painted parts.
-	149686	1	HARNESS, Base control switch
1	-	-	• SWITCH, Selector
	147056	1	• • LATCH
	147054	2	• • BLOCK, Contact (N.O.)
2	-	-	• KEY SWITCH
	147056	1	• • LATCH
	147053	2	• • BLOCK, Contact (N.C.)
	147054	1	• • BLOCK, Contact (N.O.)
3	-	-	• SWITCH, Emergency stop
	147056	1	• • LATCH
	147053	1	• • BLOCK, Contact (N.C.)
	147061	1	• • LED BLOCK, 24V (Red)
4	121050	10	• FERRULE, 16GA Red (not shown)
5	139462	4	• FERRULE, 16 GA Twin wire (not shown)
6	116990	2	• PIN, Female wire
7	116992	1	• HOUSING PLUG, Male (2 pin)
8	117584	1	• CONNECTOR, Wedge (8 pin)
9	117590	8	• CONNECTOR, Contact pin (16-18)
10	117582	1	• RECEPTACLE (8 pin)

## **Notes**

4.0 HYDRAULIC TRAY RELATED PARTS



4.1 Hydraulic/Electrical Tray Assembly



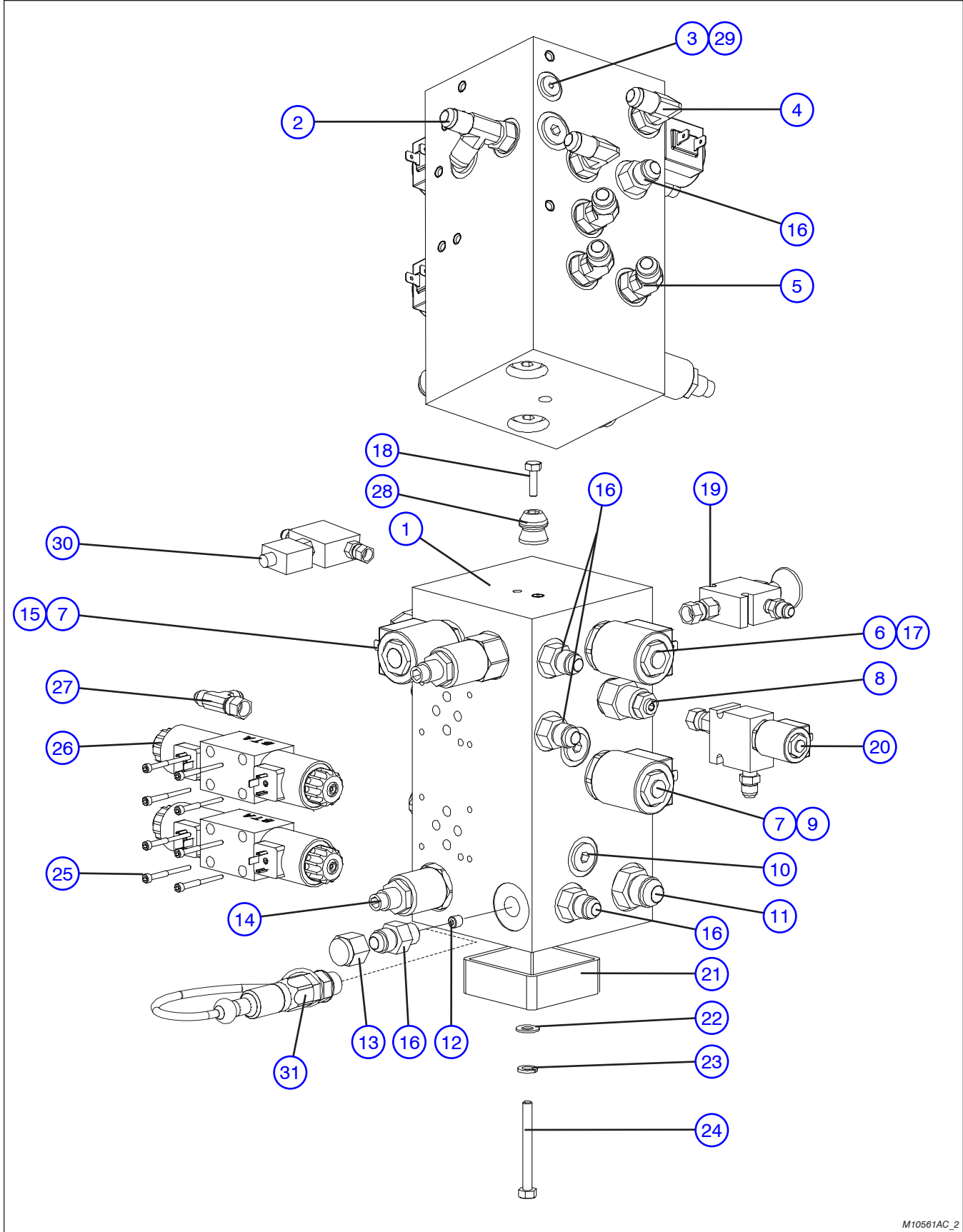
M10540AB



#### 4.1 Hydraulic/Electrical Tray Assembly

Index No.	Skyjack Part No.	Qty.	Description
			<b>NOTE:</b> Part Numbers followed by a "DG" indicate dark grey painted parts.
1	132772DG	1	WELDMENT, Hydraulic tray
2	117701	1	THREAD STRAIGHT MAGNETIC PLUG ASSEMBLY
	149606	1	• PLUG, Thread straight magnetic
	120190	1	• SEAL, Seal drain
3	100335	2	BUSHING, Bronze
4	107949	1	NUT, Hex head jam (1/2"-13, Grade 5)
5	125798	1	BOLT, Carriage (1/2"-13 x 1.5", Grade 5)
6	111804	1	BOLT, Carriage (3/8"-16 x 1", Grade 5)
7	108575	1	NUT, Hex head jam (3/8"-16, Grade 5)
8	119609	1	ROTARY LATCH ASSEMBLY
	112307	1	• LATCH, Rotary
	103864	3	• BOLT, Hex head (5/16"-18 x 1", Grade 5)
	103857	1	• BOLT, Hex head (1/4"-20 x 1", Grade 5)
	104000	1	• WASHER, Lock (1/4")
	103980	1	• NUT, Hex head (1/4"-20, Grade 5)
	111534	1	• KNOB, Latch
9	103236	1	GAUGE, Oil level
10	(Ref.)	-	MOTOR/PUMP & PROPORTIONAL VALVE ASSEMBLY (For components, refer to Section 4.3)
11	132758DG	1	WEIGHT, Hydraulic tray
12	(Ref.)	-	MAIN MANIFOLD ASSEMBLY (For components, refer to Section 4.2)
13	(Ref.)	-	ELECTRICAL PANEL ASSEMBLY (For components, refer to Section 6.1 or Section 6.2)
14	(Ref.)	-	HYDRAULIC TANK LID ASSEMBLY (For components, refer to Section 4.6)
15	124311	2	INSERT, Threaded

**4.2 Main Manifold Assembly**

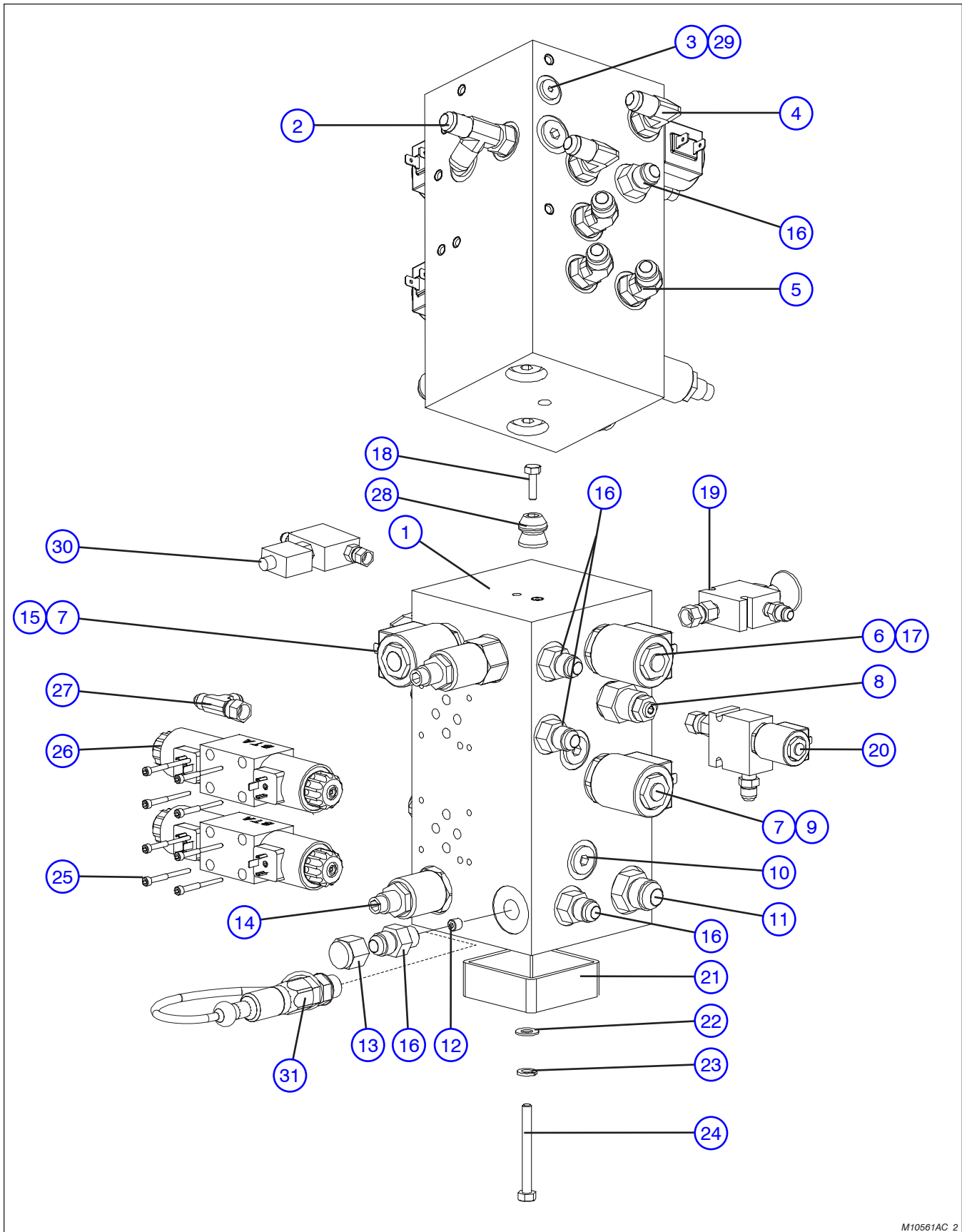


M10561AC\_2

## 4.2 Main Manifold Assembly

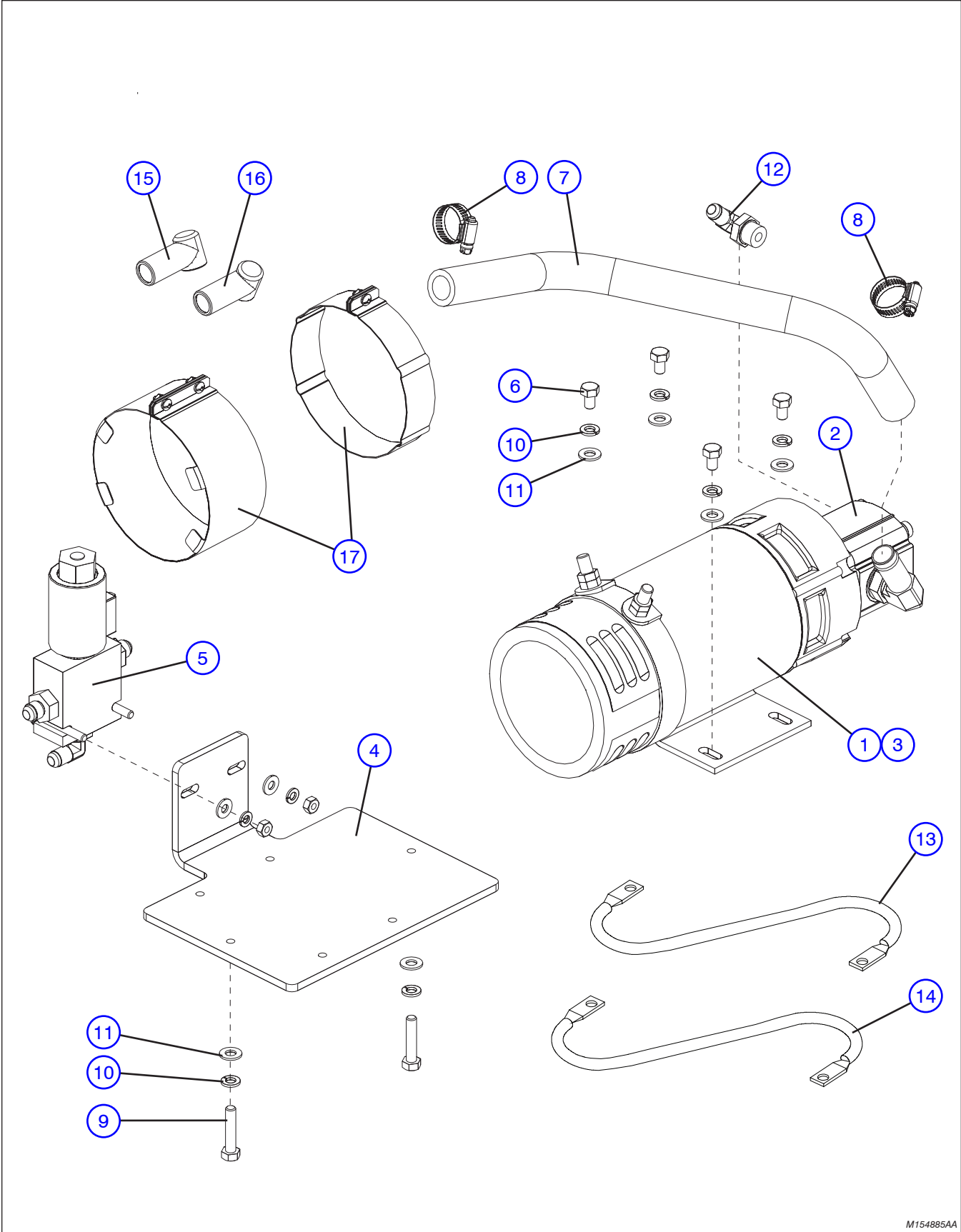
Index No.	Skyjack Part No.	Qty.	Description
			<b>NOTE:</b> Part Numbers followed by a "DG" indicate dark grey painted parts.
-	127629	-	MAIN MANIFOLD ASSEMBLY
1	127592	-	• MANIFOLD ASSEMBLY (without directional valves)
	107354	1	• • MANIFOLD BLOCK ASSEMBLY
	108052	9	• • • PLUG, Expander
2	114581	1	• • FITTING, Tee-run (06 JICM - 06 ORBM - 06 JICM)
3	102856	1	• • PLUG, O-ring (#3)
4	114578	2	• • FITTING, Elbow 90° (06 JICM - 06 ORBM)
5	114580	3	• • FITTING, Elbow 45° (06 JICM - 06 ORBM)
6	106273	1	• • VALVE, 3-Way spool
7	103605	2	• • VALVE, Solenoid (24 volt)
8	147888	1	• • VALVE, Counterbalance
9	103623	1	• • VALVE, 3-Way spool
10	104437	6	• • PLUG, O-ring (#6)
11	102659	1	• • FITTING, Straight (08 JICM - 08 ORBM)
12	104419	1	• • PLUG (1/16 NPT)
13	107666	1	• • NUT, Cap (06 JICF)
14	104534	2	• • VALVE, Relief
15	103655	1	• • VALVE, Poppet solenoid cartridge
16	103069	5	• • FITTING, Straight (06 JICM - 06 ORBM)
17	105610	1	• • VALVE, Solenoid (24 volt)
18	112449	1	• SCREW, Hex head machine (1/4-20 x 1)
19	126761	1	• LOWERING VALVE ASSEMBLY
	129656	1	• • VALVE, Housing
	107271	1	• • VALVE, Manual directional
	103069	1	• • FITTING, Straight (06 JICM - 06 ORBM)
	106498	1	• • FITTING, Adapter (6 JIC - 6 SAE)
20	128113	1	• MANIFOLD CUSHION VALVE ASSEMBLY
	103615	1	• • VALVE, Housing
	128056	1	• • FITTING, Tapped for orifice
	104132	1	• • VALVE, 2-Way spool
	103605	1	• • VALVE, Solenoid (24 volt)
	108002	1	• • ORIFICE (0.040")
	103322	1	• • FITTING, Straight (6 SAE -1/4 NPT)
21	129482	1	• SPACER, Main manifold
22	103472	1	• WASHER, Flat (3/8")
23	103999	1	• WASHER, Lock (3/8")
24	125958	1	• BOLT, Hex head (3/8"-16 x 3", Grade 5)
25	103920	8	• BOLT, Socket (#10-24 x 2")
			<b>Parts list continued on the following page.</b>

4.2 Main Manifold Assembly (Continued)



M10561AC\_2

Index No.	Skyjack Part No.	Qty.	Description
			<p><b>NOTE:</b> Part Numbers followed by a “DG” indicate dark grey painted parts.</p> <p><b>Parts list continued from the previous page.</b></p>
26	153334	1	<ul style="list-style-type: none"> <li>• VALVE, Directional D03 spool (Drive &amp; Steer)</li> </ul>
	153335	2	<ul style="list-style-type: none"> <li>• • COIL (24 volt)</li> </ul>
27	103309	1	<ul style="list-style-type: none"> <li>• FITTING, Tee swivel (06 JICM - 06 JICM - 06 JICFS)</li> </ul>
28	125892	1	<ul style="list-style-type: none"> <li>• BUMPER, Rubber male</li> </ul>
29	130046	1	ORIFICE (0.063" diameter) <b>(Model 3219)</b>
30	136419	1	VALVE, Directional (N.O. with 0.04" orifice) (Soft-stop)
	103069	1	<ul style="list-style-type: none"> <li>• FITTING, Straight (06 JICM - 06 ORBM)</li> </ul>
	106498	1	<ul style="list-style-type: none"> <li>• FITTING, Adapter (6 JIC - 6 SAE)</li> </ul>
	134822	1	<ul style="list-style-type: none"> <li>• VALVE, Directional (N.O. with 0.04" orifice)</li> </ul>
	137007	1	<ul style="list-style-type: none"> <li>• • VALVE, Cartridge</li> </ul>
	137006	1	<ul style="list-style-type: none"> <li>• • COIL, 12V</li> </ul>
	137008	1	<ul style="list-style-type: none"> <li>• • MANIFOLD</li> </ul>
31	122420	1	QUICK DISCONNECT ASSEMBLY <b>(KC)</b>

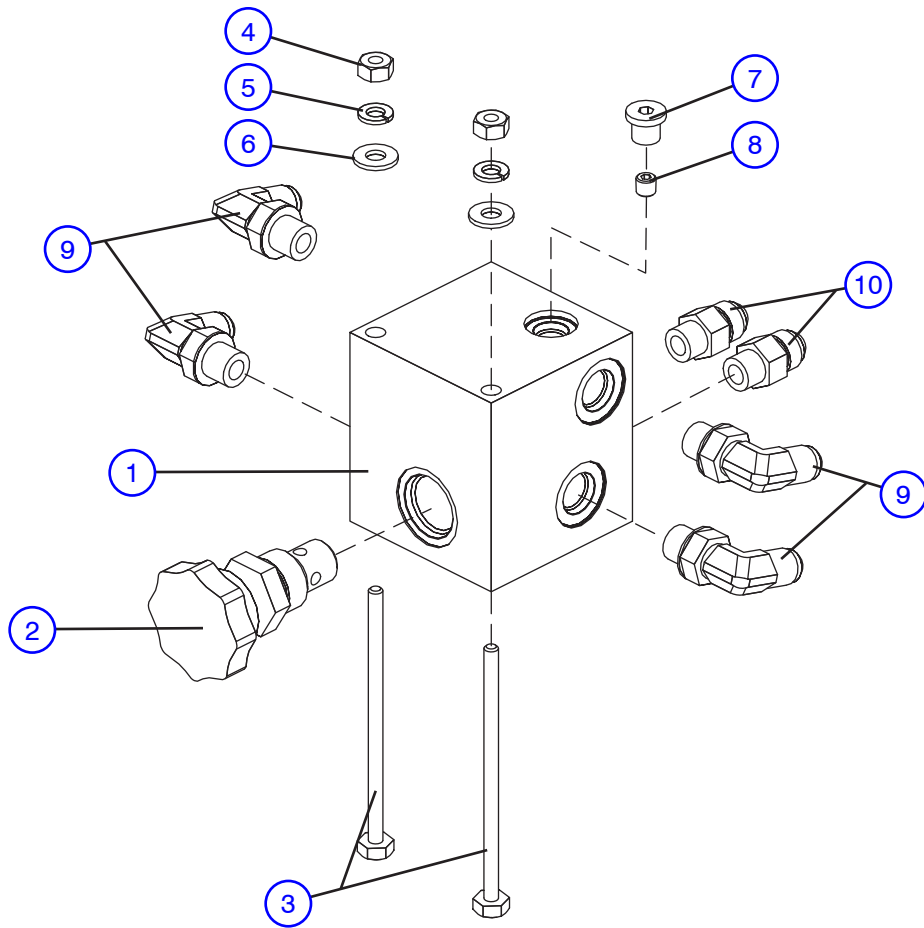


M154885AA

Index No.	Skyjack Part No.	Qty.	Description
			<b>NOTE:</b> Part Numbers followed by a "DG" indicate dark grey painted parts.
-	146166DG	1	MOTOR/PUMP ASSEMBLY
	147663	1	• COUPLER
1	147664	1	• MOTOR (24 volt, 4 HP)
2	147661	1	• PUMP, Hydraulic
3	-	-	HARDWARE, Motor/pump assembly
	103864	4	• BOLT, Hex head (5/16"-18 x 1")
	103996	4	• WASHER, Flat (5/16")
	104637	4	• WASHER, Lock (5/16")
	100397	4	• NUT, Hex head (5/16"-18)
4	132756DG	1	PLATE, Motor/Manifold mount
5	(Ref.)	-	PROPORTIONAL MANIFOLD ASSEMBLY (For components, refer to Section 4.5)
6	103845	4	BOLT, Hex head (5/16"-18 x 1/2", Grade 5)
7	147208	1	HOSE, Suction (3/4" x 17.25")
8	114402	2	CLAMP, Gear (#12)
9	103886	2	BOLT, Hex head (5/16"-18 x 1.5", Grade 5)
10	103404	6	WASHER, Lock (5/16")
11	103996	6	WASHER, Flat (5/16")
12	102665	1	FITTING, 90° (06 JICM - 08 ORBM)
13	355099	1	CABLE, Motor/Main contactor (5/16 x 35 x 3/8, #4GA)
14	(Ref.)	1	CABLE, Motor/Battery (For components, refer to Section 5.1)
15	117407	1	INSULATOR, Boot (Black) (ANSI/CSA EE rated)
16	117408	1	INSULATOR, Boot (Red) (ANSI/CSA EE rated)
17	129962	1	KIT, Motor band (ANSI/CSA EE rated)

#### 4.4 Free-Wheeling Manifold Assembly

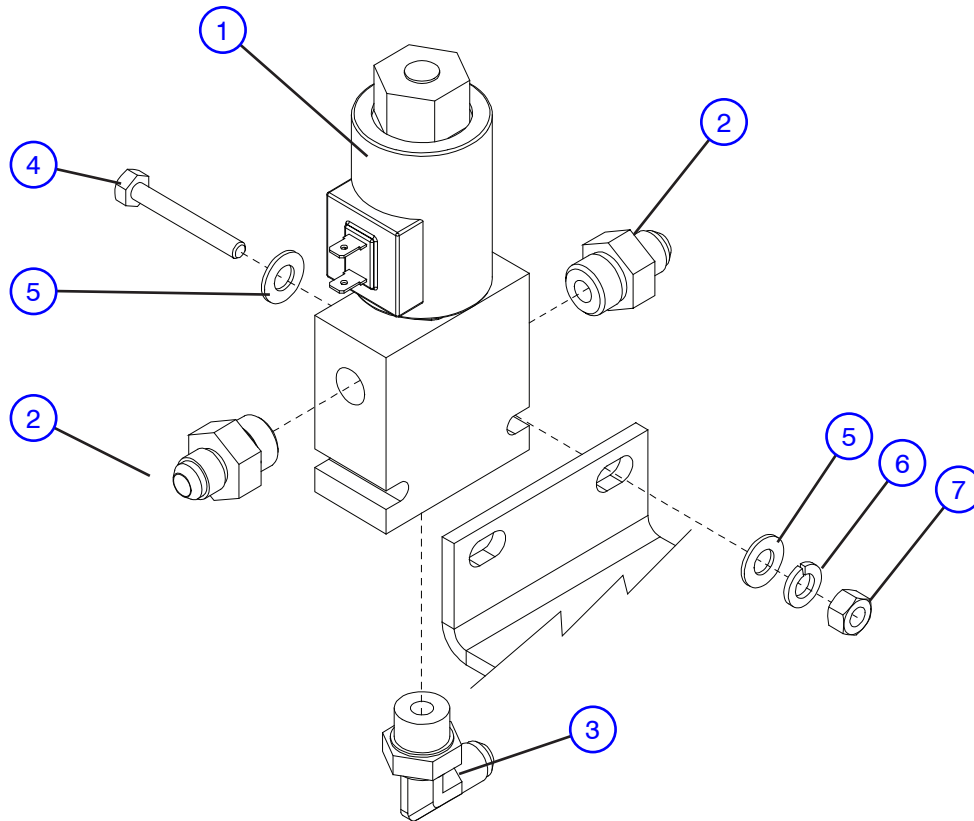
AF



M138021AC

Index No.	Skyjack Part No.	Qty.	Description
-	138021	1	<b>NOTE:</b> Part Numbers followed by a "DG" indicate dark grey painted parts. FREE-WHEELING MANIFOLD ASSEMBLY
1	139307	1	• MANIFOLD BLOCK, Steer
2	103136	1	• VALVE, Manual needle
3	120738	2	• BOLT, Hex head (1/4"-20 x 4", Grade 5)
4	103980	2	• NUT, Hex head (1/4"-20, Grade 5)
5	104000	2	• WASHER, Lock (1/4")
6	103995	2	• WASHER, Flat (1/4")
7	108507	1	• FITTING, Plug (04 ORBM)
8	147656	1	• ORIFICE (0.024)
9	114578	4	• FITTING, Elbow (06 JICM - 06 ORBM)
10	103069	2	• FITTING, Straight (06 JICM - 06 ORBM)



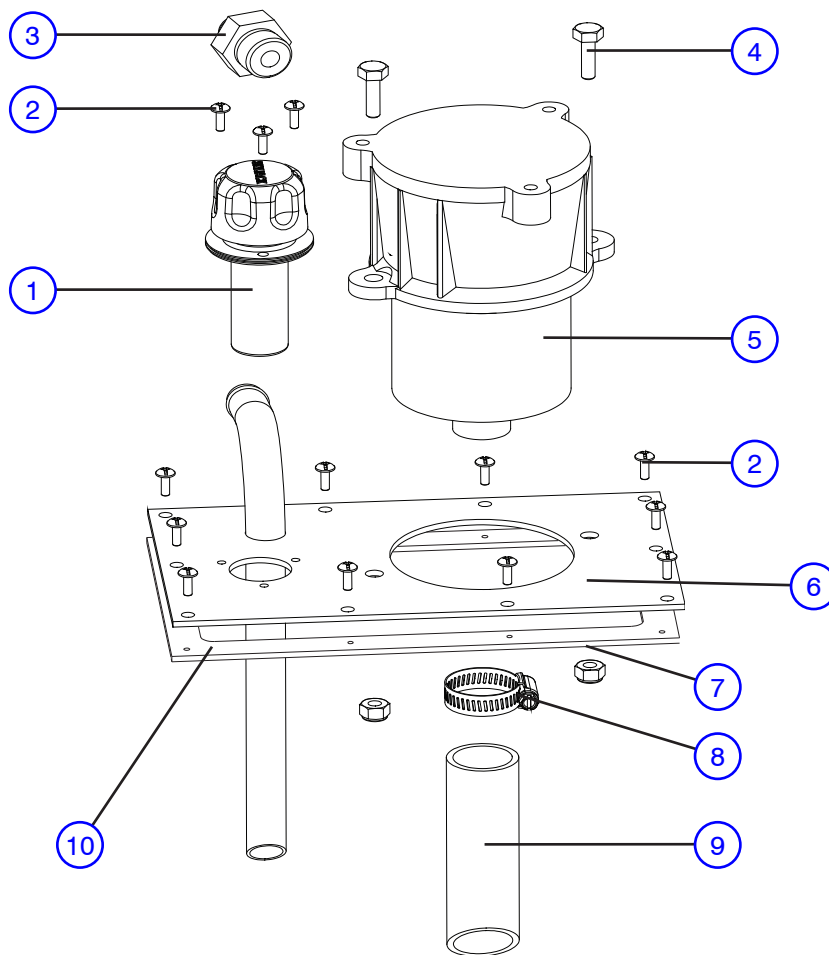


M11212AB

Index No.	Skyjack Part No.	Qty.	Description
-	132761	1	<b>NOTE:</b> Part Numbers followed by a "DG" indicate dark grey painted parts. PROPORTIONAL MANIFOLD ASSEMBLY
1	132750	1	• BLOCK/VALVE/COIL ASSEMBLY
	132748	1	• • BLOCK, Manifold
	132749	1	• • VALVE, Control
	115370	1	• • COIL (24 volt)
2	103070	2	• Straight (06 JICM - 06 ORBM)
3	102665	1	• FITTING, 90° (06 JICM - 08 ORBM)
4	103861	2	BOLT, Hex head (1/4"-20 x 2", Grade 5)
5	103995	4	WASHER, Flat (1/4")
6	104000	2	WASHER, Lock (1/4")
7	103980	2	NUT, Hex head (1/4"-20, Grade 5)

### 4.6 Hydraulic Tank Lid Assembly

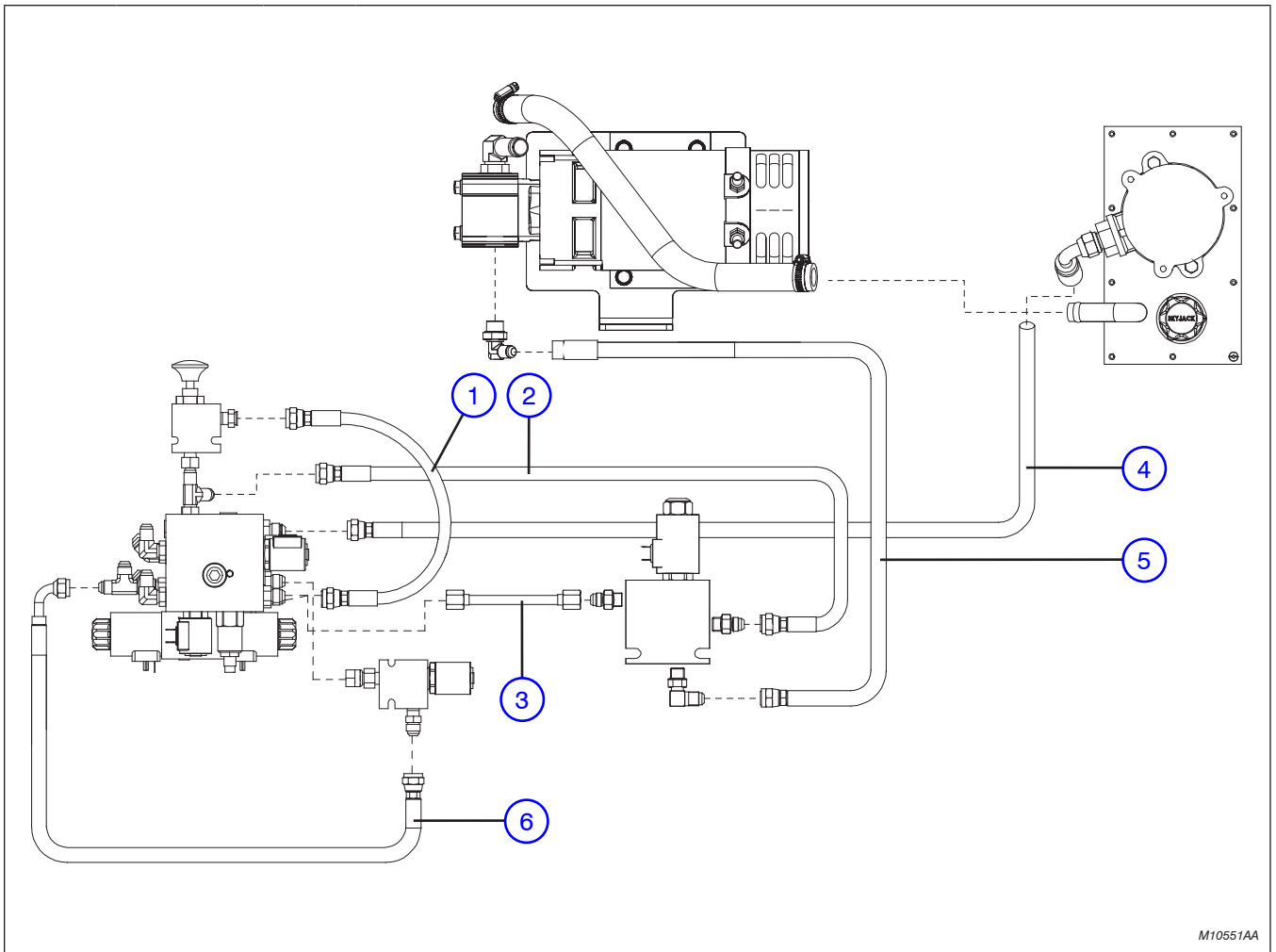
AE



M127657AE

Index No.	Skyjack Part No.	Qty.	Description
-	127567	1	<b>NOTE:</b> Part Numbers followed by a "DG" indicate dark grey painted parts. TANK LID ASSEMBLY
1	102693	1	FILLER/CAP ASSEMBLY
2	103962	13	SCREW, Round head machine (#10-32 x 1/2")
3	105446	1	FITTING, Straight (08 JICM - 12 ORBM)
4	103864	2	BOLT, Hex head (5/16"-18 x 1", Grade 5)
5	109568	1	FILTER, Hydraulic inlet
6	127554DG	1	WELDMENT, Tank lid
7	103984	2	NUT, Hex nylon lock (5/16"-18, Grade 5)
8	103320	1	CLAMP, Gear (#16)
9	102918	6"	TUBE (PV2218-1)
10	148299	1	GASKET, Hydraulic tank

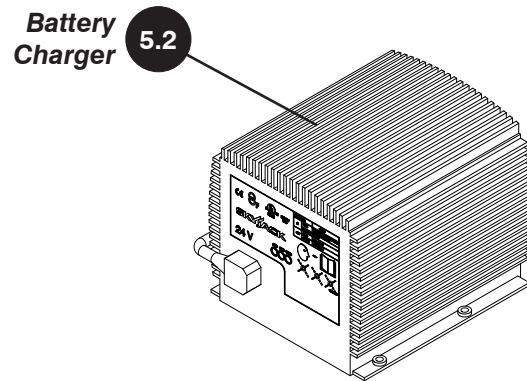
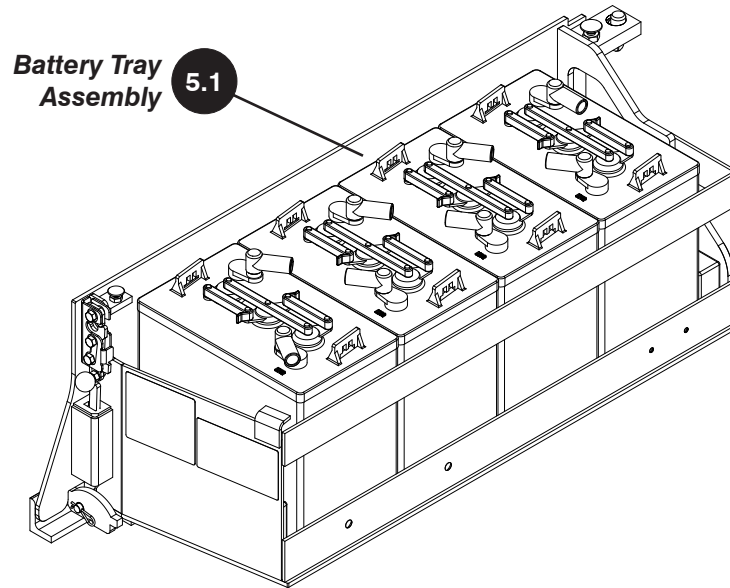
#### 4.7 Hydraulic Hose Connections - Controls



M10551AA

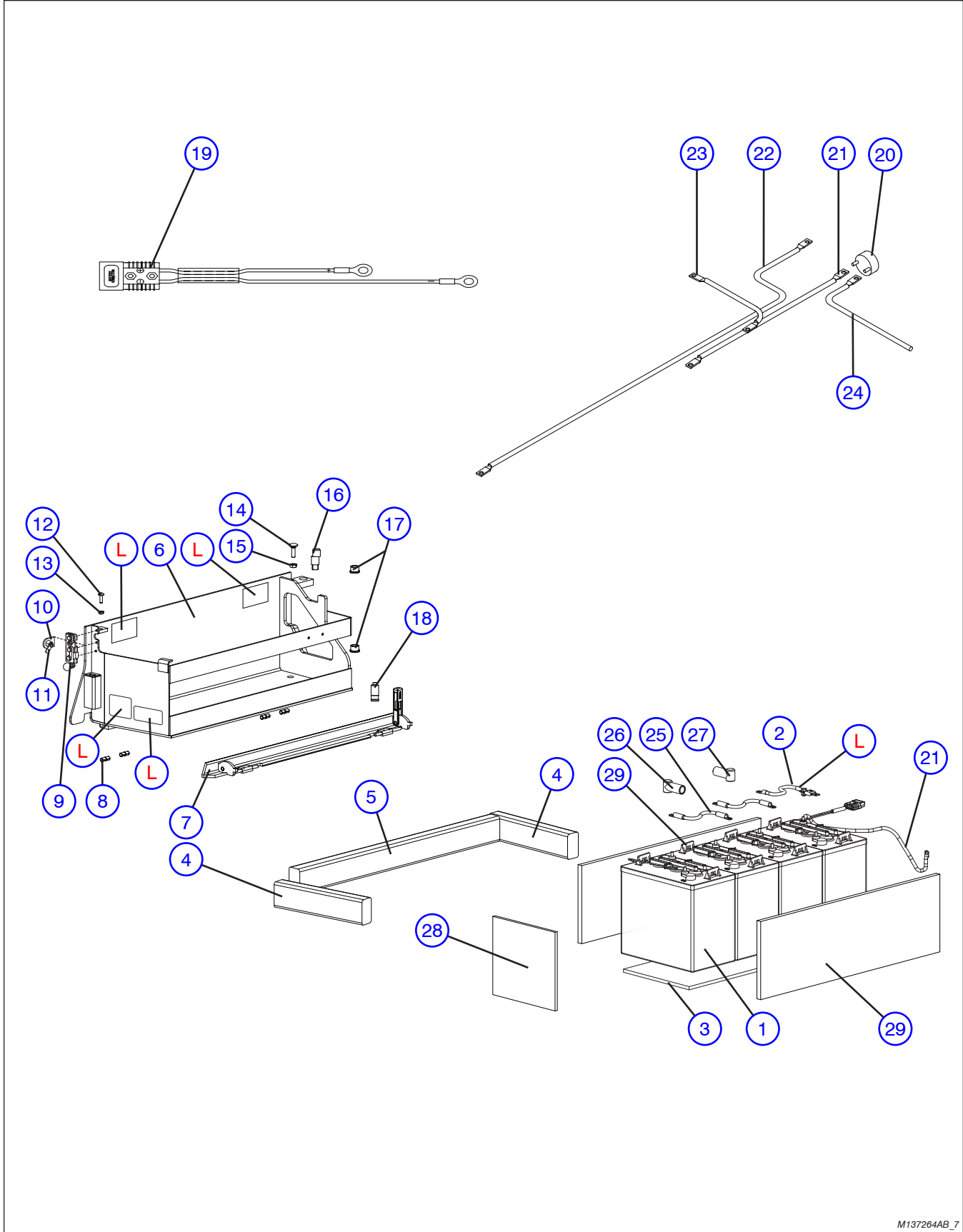
Index No.	Skyjack Part No.	Qty.	Description
-	127938	1	<b>NOTE:</b> Part Numbers followed by a "DG" indicate dark grey painted parts. HYDRAULIC TRAY HOSE KIT
1	128169	1	HOSE, Hydraulic line (1/4" diameter x 15")
2	111949	1	HOSE, Hydraulic line (1/4" diameter x 26")
3	132773	1	TUBE, Hydraulic (3/8" OD x 0.049" wall x 5.642")
4	121854	1	HOSE, Hydraulic line (1/2" diameter x 18")
5	147727	1	HOSE, Hydraulic line (3/8" diameter x 22.5")
6	108003	1	HOSE, Hydraulic line (1/4" diameter x 16")

## **Notes**



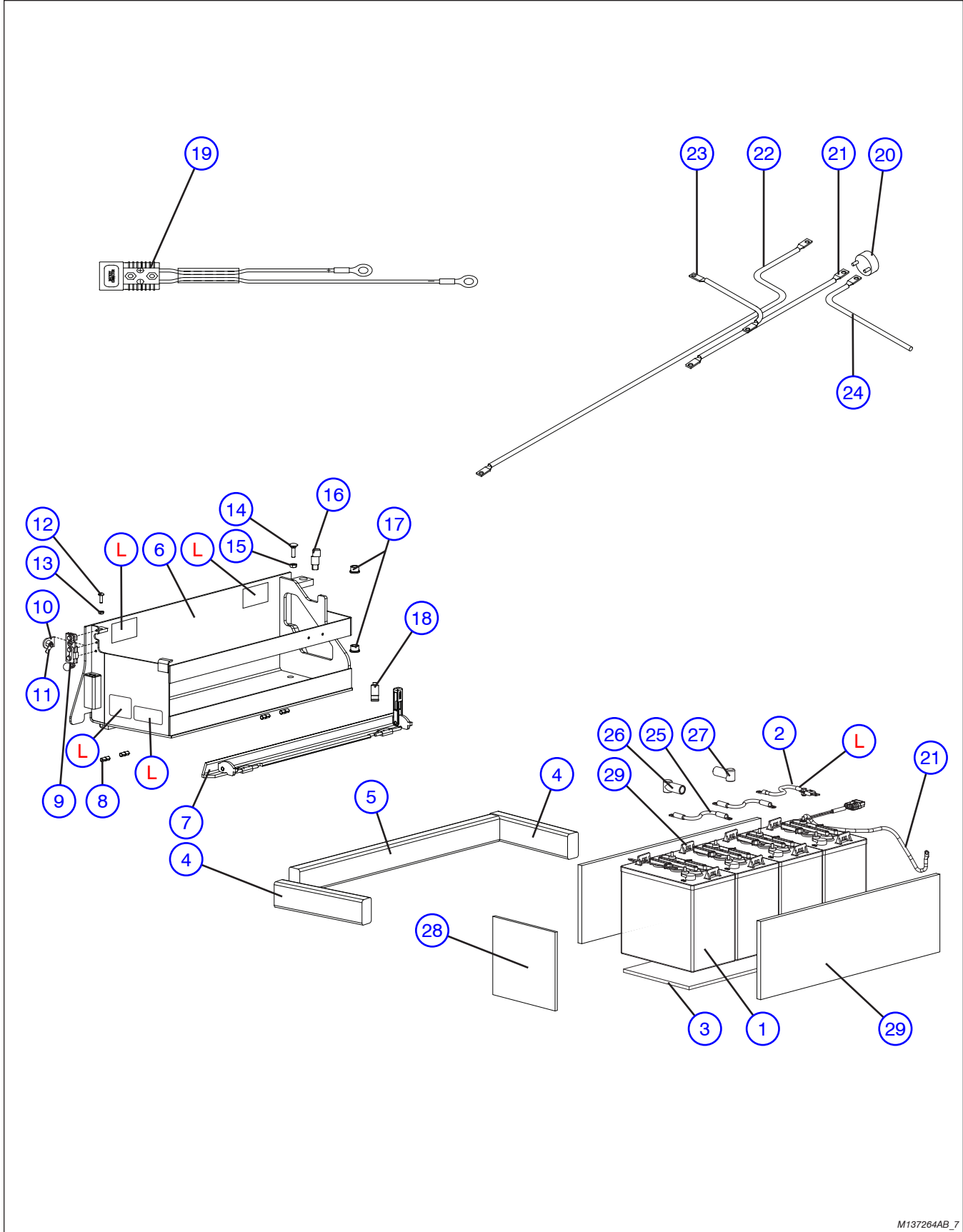
5.1 Battery Tray Assembly

AD



M137264AB\_7

Index No.	Skyjack Part No.	Qty.	Description
			<b>NOTE:</b> Part Numbers followed by a "DG" indicate dark grey painted parts.
<b>A</b>	-	-	BATTERY OPTION U2200 <b>(ANSI/CSA)</b>
<b>B</b>	-	-	BATTERY OPTION U2200 <b>(ANSI/CSA EE Rated)</b>
<b>C</b>	-	-	BATTERY OPTION U2200 <b>(KC)</b>
<b>D</b>	-	-	BATTERY OPTION US 250 <b>(ANSI/CSA)</b>
<b>E</b>	-	-	BATTERY OPTION US 250 <b>(KC)</b>
<b>F</b>	-	-	BATTERY OPTION AGM <b>(ANSI/CSA)</b>
<b>G</b>	-	-	BATTERY OPTION AGM <b>(ANSI/CSA EE Rated)</b>
<b>H</b>	-	-	BATTERY OPTION AGM <b>(KC)</b>
<b>I</b>	-	-	BATTERY OPTION US 250 <b>(BRAZIL)</b>
<b>J</b>	-	-	BATTERY OPTION U2200 <b>(BRAZIL)</b>
<b>K</b>	-	-	BATTERY OPTION AGM <b>(BRAZIL)</b>
<b>1</b>	103480	4	BATTERY, 6V, <b>A, B, C, J</b>
	106552	4	BATTERY, 6V, <b>D, E, I</b>
	160933	4	BATTERY, 6V, <b>F, G, H, K</b>
<b>2</b>	137243	1	CABLE, Battery in-line fuse (300A), <b>A, B, C, D, E, I, J</b>
	310517		• FUSE (300 Amp)
	161953	1	CABLE, Battery in-line fuse (300A), <b>F, G, H, K</b>
	310517		• FUSE (300 Amp)
<b>3</b>	100440	1	SPACER, Plywood (3/8 x 10.5 x 28.5), <b>A, C, D, E, F, H, I, J, K</b>
<b>4</b>	129631	2	SPACER, Wood, <b>A, F, D</b>
	128517	1	SPACER, Wood, <b>B, G</b>
	129633	4	SPACER, Wood, <b>C, H, J, K, I</b>
	129122	4	SPACER, Wood, <b>E</b>
<b>5</b>	129630	1	SPACER, Wood, <b>A, F</b>
	124988	1	SPACER, Wood, <b>B, G</b>
	129632	2	SPACER, Wood, <b>C, H, I, K</b>
<b>6</b>	137488	1	WELDMENT, Battery tray
<b>7</b>	(Ref.)	1	POTHOLE PROTECTION DEVICE (For components, refer to Section 3.2)
<b>8</b>	119316	8	BUSHING, Fibreglide
<b>9</b>	119608	1	ROTARY LATCH ASSEMBLY
	112308	1	• LATCH, Rotary
	103864	3	• BOLT, Hex head (5/16"-18 x 1", Grade 5)
	103857	1	• BOLT, Hex head (1/4"-20 x 1", Grade 5)
	104000	1	• WASHER, Lock (1/4")
	103980	1	• NUT, Hex head (1/4"-20, Grade 5)
	111534	1	• KNOB, Latch
<b>10</b>	160445	1	LOCK TAB, Battery tray <b>(ANSI/CSA EE Rated)</b>
<b>11</b>	104051	1	CAM, Lock <b>(ANSI/CSA EE Rated)</b>
<b>12</b>	111804	1	BOLT, Carriage (3/8"-16 x 1", Grade 5)
<b>13</b>	108575	1	NUT, Hex head (3/8"-16, Grade 5)
<b>14</b>	125798	1	BOLT, Hex head (1/2"-13 x 1.5", Grade 5)
<b>15</b>	107949	1	NUT, Hex head jam (1/2"-13, Grade 5)
<b>16</b>	(Ref.)	-	PIN, Eccentric (For components, refer to Section 3.2)
			<b>Parts list continued on the following page.</b>

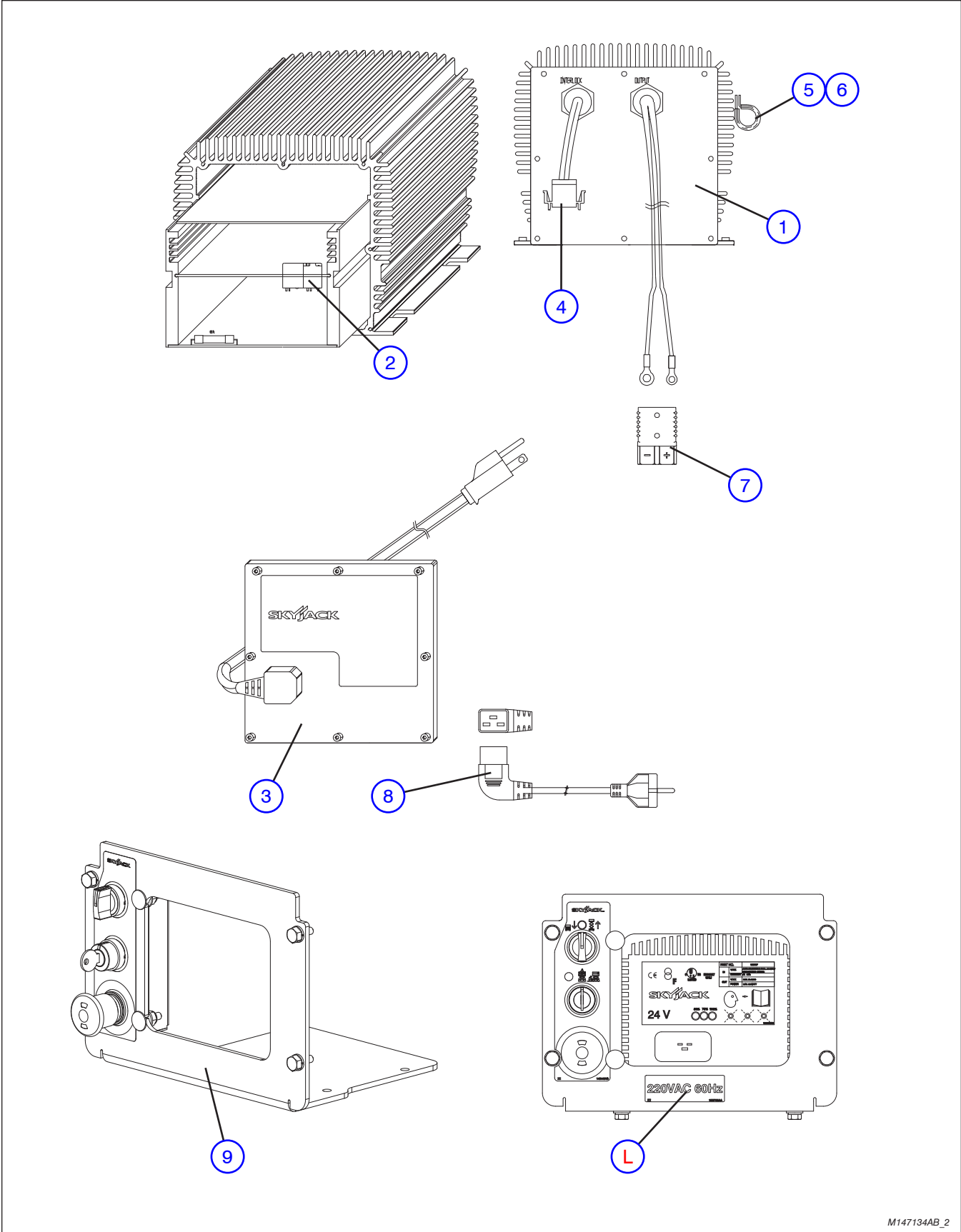


M137264AB\_7



Index No.	Skyjack Part No.	Qty.	Description
			<b>NOTE:</b> Part Numbers followed by a "DG" indicate dark grey painted parts.
			<b>Parts list continued from previous page.</b>
17	100335	2	BUSHING, Bronze
18	(Ref.)	-	PIN, Lower tray (For components, refer to Section 3.2)
19	137262	1	CONNECTOR ASSEMBLY
	103364	1	• CONNECTOR, Battery (Grey, 50 Amp)
20	(Ref.)	-	SWITCH, Battery disconnect (For components, refer to Section 3.1)
21	137263	1	CABLE (#4 GA) (Main disconnect switch to battery)
22	124325	1	CABLE ASSEMBLY (Battery negative to pump motor), <b>A</b>
23	119547	1	CABLE ASSEMBLY (Battery positive to fuse assembly), <b>A</b>
24	139231	1	CABLE ASSEMBLY (Main disconnect switch to main contactor)
25	120425	2	CABLE, Battery jumper, <b>A, B, C, D, E, I, J</b>
	119615	2	CABLE, Battery jumper, <b>F, G, H, K</b>
26	117408	AR	BOOT, Battery (Red), <b>B, C, G, H, E</b>
27	117407	AR	BOOT, Battery (Black), <b>B, C, G, H, E</b>
28	113654	4	PLYWOOD, EE-Rated (1/4 x 9.5 x 10.5), <b>B, G</b>
29	113654	3	PLYWOOD, EE-Rated (1/4 x 9.5 x 29), <b>B, G</b>
L	(Ref.)	-	LABELS (Refer to Section 8.1)

5.2 Battery Charger



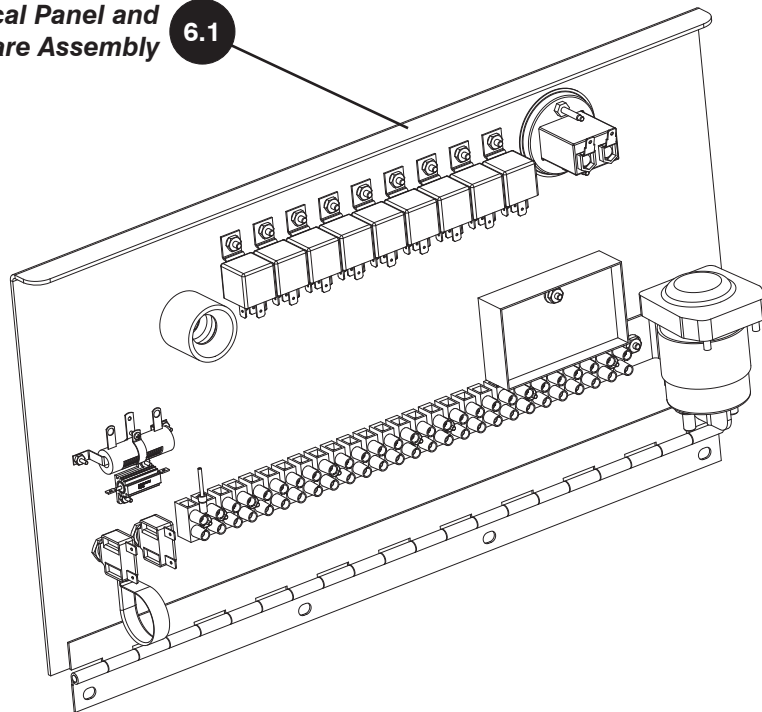
M147134AB\_2

Index No.	Skyjack Part No.	Qty.	Description
			<b>NOTE:</b> Part Numbers followed by a "DG" indicate dark grey painted parts.
<b>A</b>	-	-	CHARGER ASSEMBLY (ANSI/CSA)
<b>B</b>	-	-	CHARGER ASSEMBLY (ANSI/CSA EE rated)
<b>C</b>	-	-	CHARGER ASSEMBLY (KC)
<b>D</b>	-	-	CHARGER ASSEMBLY - AGM (ANSI/CSA)
<b>E</b>	-	-	CHARGER ASSEMBLY - AGM (ANSI/CSA EE rated)
<b>F</b>	-	-	CHARGER ASSEMBLY - AGM (KC)
1	161827	1	CHARGER, Battery (24VDC), <b>A, B</b>
	161828	1	CHARGER, Battery (24VDC), <b>C</b>
	160931	1	CHARGER, Battery (24VDC) with charger cord - AGM, <b>D, E</b>
	160932	1	CHARGER, Battery (24VDC) without charger cord - AGM, <b>F</b>
2	127154	1	• RELAY, Interlock
3	147674	1	FRONTPLATE ASSEMBLY (with hardwired cord)
4	115391	1	PLUG, Charger cutout
5	123764	2	CLIP, Single (#10, G6), <b>C, F</b>
6	129702	2	SCREW, SF (#10), <b>C, F</b>
7	103364	1	CONNECTOR, Battery (50 Amp), <b>A, C</b>
	105534	1	CONNECTOR, Battery (175 Amp), <b>B</b>
8	120790	1	CORD, 220V Charger (with plug), <b>C, F</b>
9	(Ref.)	-	TRAY, Battery charger (For components, refer to Section 3.10)
L	(Ref.)	-	LABEL, <b>C</b> (Refer to Section 8.1)

## **Notes**

*Electrical Panel and Hardware Assembly*

6.1



6.2

*Electrical Panel and Hardware Assembly (ANSI/CSA EE Rated)*

6.3

*Main Manifold Harness*

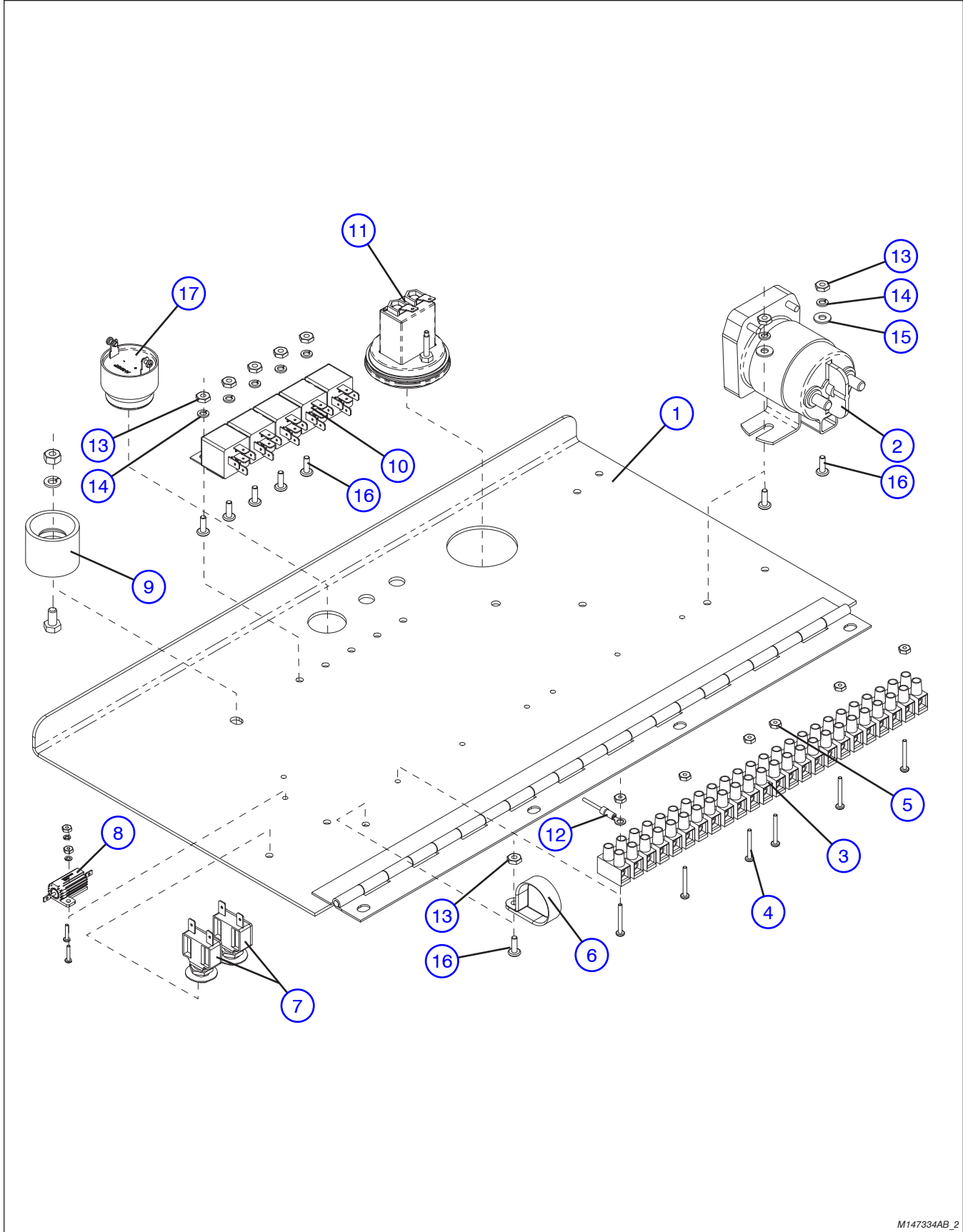
6.4

*Rear Manifold Harness*

6.5

*Horn/Flashing Light, Holding Valve, Tilt & Pressure Switch Harnesses*

6.1 Electrical Panel and Hardware Assembly



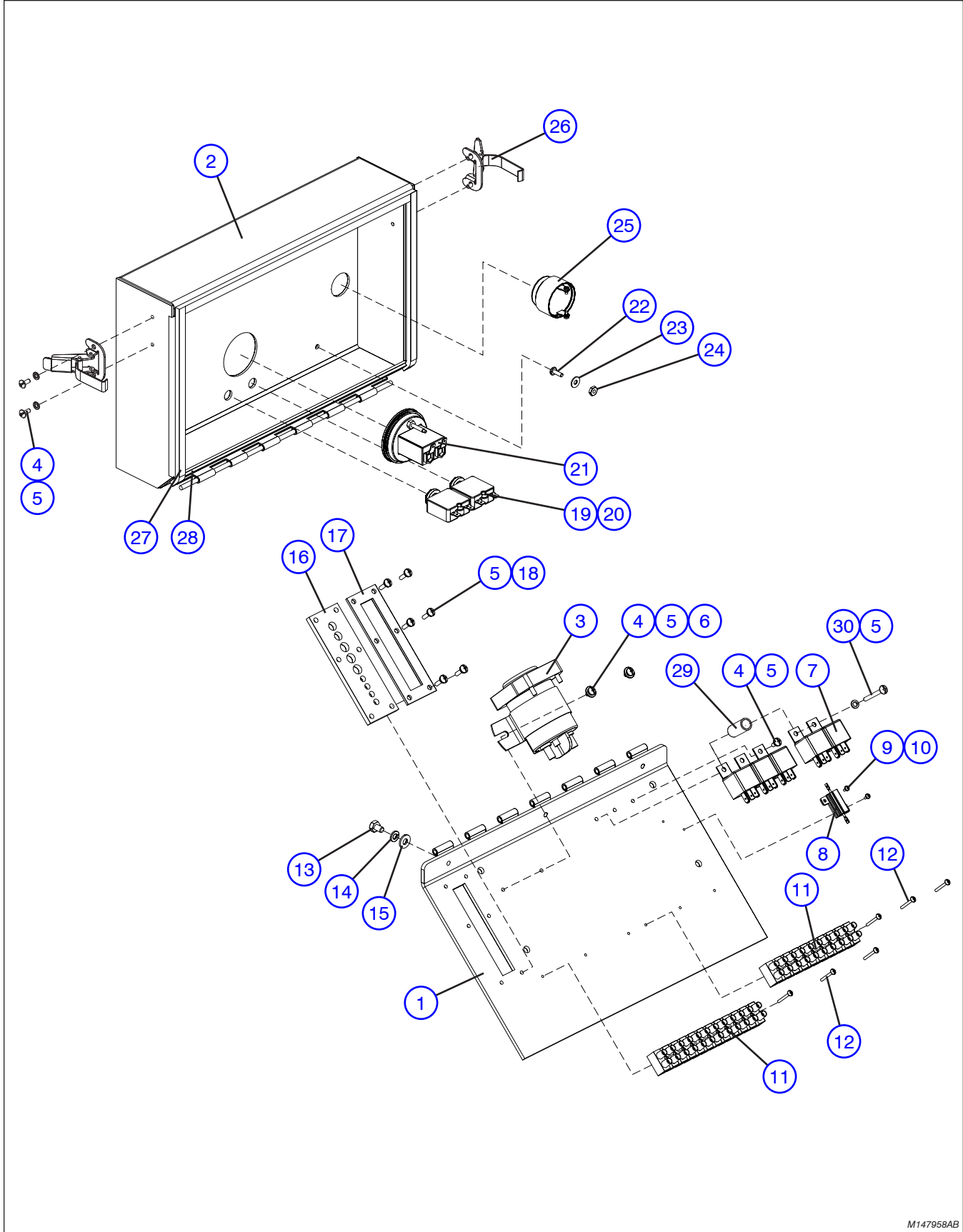
M147334AB\_2

## 6.1 Electrical Panel and Hardware Assembly

# 6

Index No.	Skyjack Part No.	Qty.	Description
			<b>NOTE:</b> Part Numbers followed by a "DG" indicate dark grey painted parts.
<b>A</b>	147334DG	1	ELECTRICAL PANEL ASSEMBLY (ANSI/CSA)
<b>B</b>	156368DG	1	ELECTRICAL PANEL ASSEMBLY (KC)
1	127615DG	1	• WELDMENT, Control panel, <b>A</b>
	156369DG	1	• WELDMENT, Control panel, <b>B</b>
2	146475	1	• CONTACTOR, Solenoid
3	103011	2	• BLOCK, Terminal (12 position)
4	103956	8	• SCREW, Round head (#6-32 x 1)
5	103985	8	• NUT, Hex head (#6-32)
6	132793	1	• CLAMP, Plastic (1.25" diameter)
7	117325	2	• BREAKER, Circuit (15 Amp)
8	147335	1	• RESISTOR (16 ohm, 25 watt)
	116066	2	• SCREW, Round head machine (#4-40 x 1/2")
	116068	2	• WASHER, Lock (#4)
	116067	2	• NUT, Hex (#4-40)
9	125893	1	• BUMPER, Rubber female
	103855	1	• BOLT, Hex head (1/4"-20 x 1/2", Grade 5)
	104000	1	• WASHER, Lock (1/4")
	103980	1	• NUT, Hex (1/4"-20)
10	108589	5	• RELAY (24V, sealed), <b>A</b>
	108589	6	• RELAY (24V, sealed), <b>B</b>
11	103336	1	• HOURMETER
12	128835	1	• HARNESS O2 SJ3E
13	104003	8	• NUT, Hex head (#10-32), <b>A</b>
	104003	9	• NUT, Hex head (#10-32), <b>B</b>
14	104185	7	• WASHER, Lock (#10), <b>A</b>
	104185	8	• WASHER, Lock (#10), <b>B</b>
15	104694	2	• WASHER, Flat (#10)
16	103962	8	• SCREW, Round head machine (#10-32 x 1/2"), <b>A</b>
	103962	9	• SCREW, Round head machine (#10-32 x 1/2"), <b>B</b>
17	103057	1	• BEEPER (4-28VCD), <b>A</b>
	103057	2	• BEEPER (4-28VCD), <b>B</b>
18	115401	AR	• FERRULE (18GA white) (not shown)
19	121050	AR	• FERRULE, 16GA Red (not shown)

6.2 Electrical Panel and Hardware Assembly (ANSI/CSA EE rated)

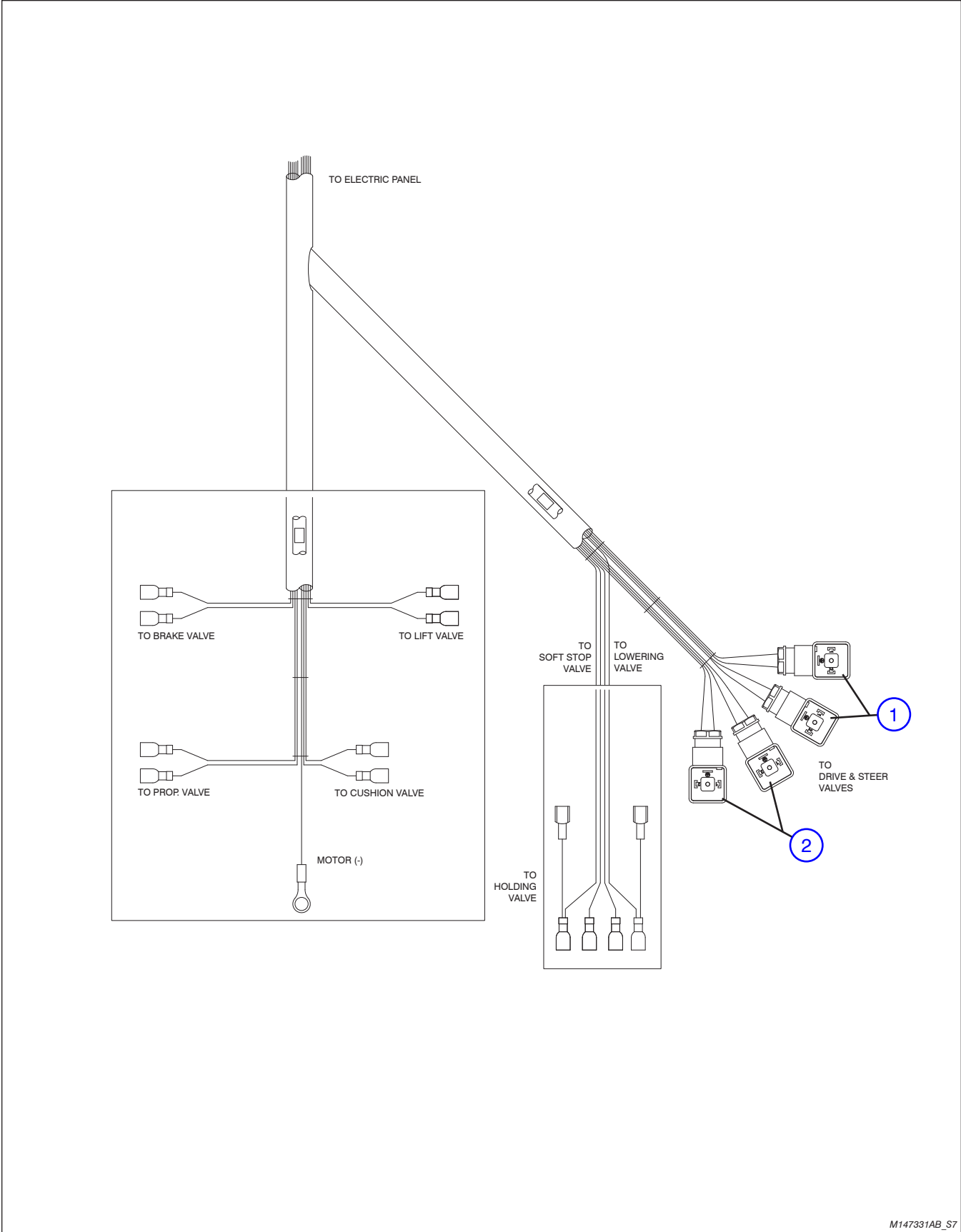


M147958AB



Index No.	Skyjack Part No.	Qty.	Description
-	147958	-	<b>NOTE:</b> Part Numbers followed by a "DG" indicate dark grey painted parts. ELECTRICAL PANEL ASSEMBLY WITH HARDWARE (ANSI/CSA EE rated)
1	147981DG	1	WELDMENT, Panel
2	147985DG	1	WELDMENT, Panel box
3	146475	1	CONTACTOR, Solenoid
4	115545	7	SCREW, Round head machine (#10-32 x 3/8")
5	104185	15	WASHER, Lock (#10)
6	104694	2	WASHER, Flat (#10)
7	108589	5	RELAY, Sealed (24V)
8	147335	1	RESISTOR (16 ohms)
9	125694	2	SCREW, Round head machine (#4-40 x 1/4")
10	116068	2	WASHER, Lock (#4)
11	103011	2	BLOCK, Terminal
12	103956	6	SCREW, Round head machine (#6-32 x 1")
13	112495	3	BOLT, Hex head (1/4"-20 x 3/8", Grade 5)
14	104000	3	WASHER, Lock (1/4")
15	103995	3	WASHER, Flat (1/4")
16	147977	1	GASKET (9 hole)
17	125613	1	GASKET, Cover
18	120094	6	SCREW, Round head machine (#10-32 x 5/8")
19	117325	2	BREAKER, Circuit (15 amp)
20	117954	2	WASHER, Seal (7/16")
21	103336	1	HOUR METER
22	103962	1	SCREW, Round head machine (#10-32 x 1/2")
23	117952	1	WASHER, Seal (#10)
24	104003	1	NUT, Hex head (#10-32)
25	103057	1	BEEPER (Slow pulse, 4-28VDC)
26	127821	2	CLAMP, Hook type
27	126783	19"	RUBBER, Self-seal
28	126784	28"	RUBBER, Self-seal
29	116711	2	SPACER, Stand off
30	103963	2	SCREW, Round head machine (#10-32 x 1.5")

**6.3 Main Manifold Harness**



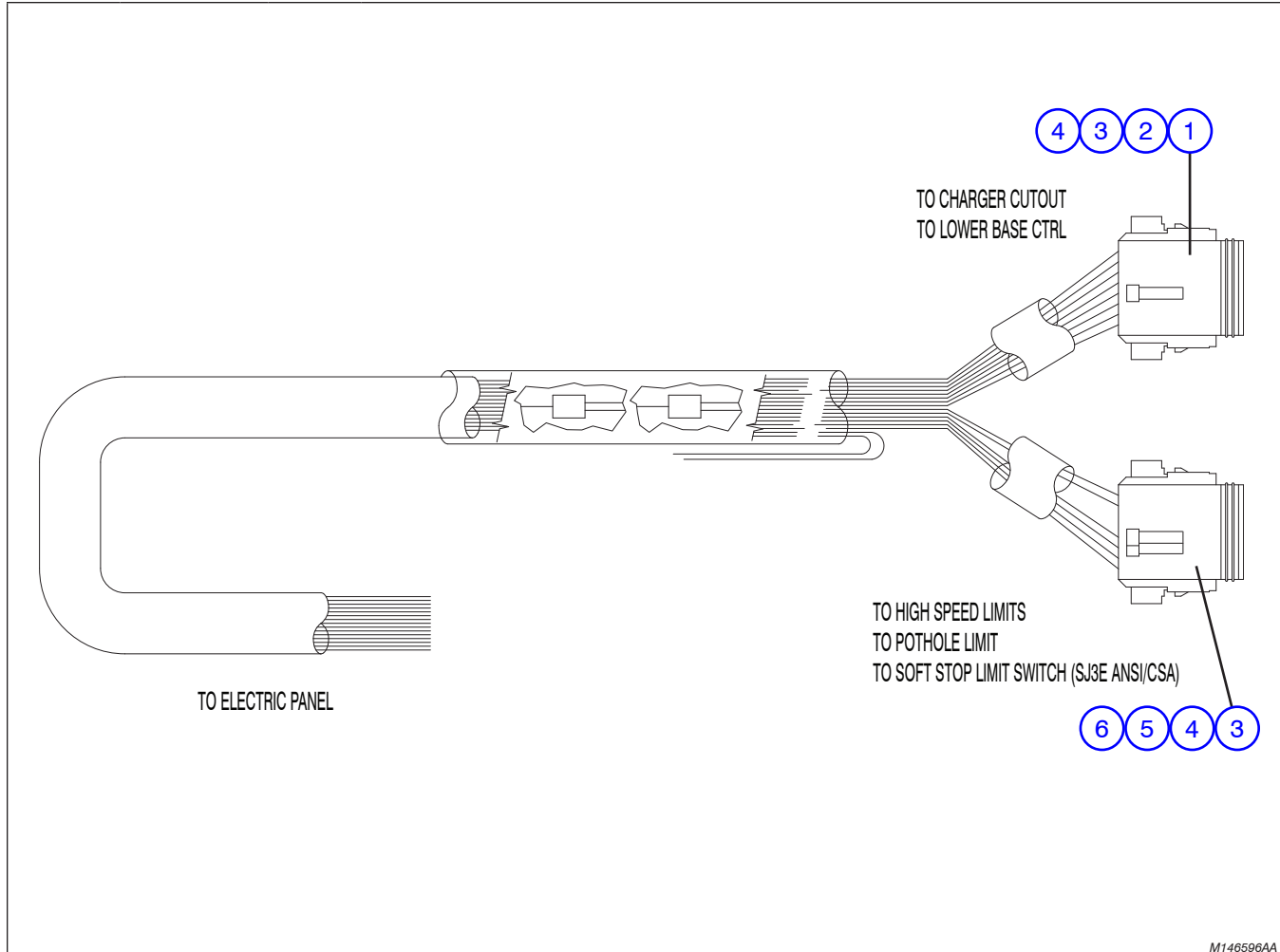
M147331AB\_S7

### 6.3 Main Manifold Harness

Index No.	Skyjack Part No.	Qty.	Description
			<p><b>NOTE:</b> Part Numbers followed by a “DG” indicate dark grey painted parts.</p>
A	147331	1	HARNESS, Main manifold, (Model 3215)
B	146672	1	HARNESS, Main manifold, (Model 3219)
1	127316	2	<ul style="list-style-type: none"> <li>• CONNECTOR, Solenoid (with diode, grey)</li> </ul>
2	127315	2	<ul style="list-style-type: none"> <li>• CONNECTOR, Solenoid (with diode, black)</li> </ul>

6.4 Rear Manifold Harness

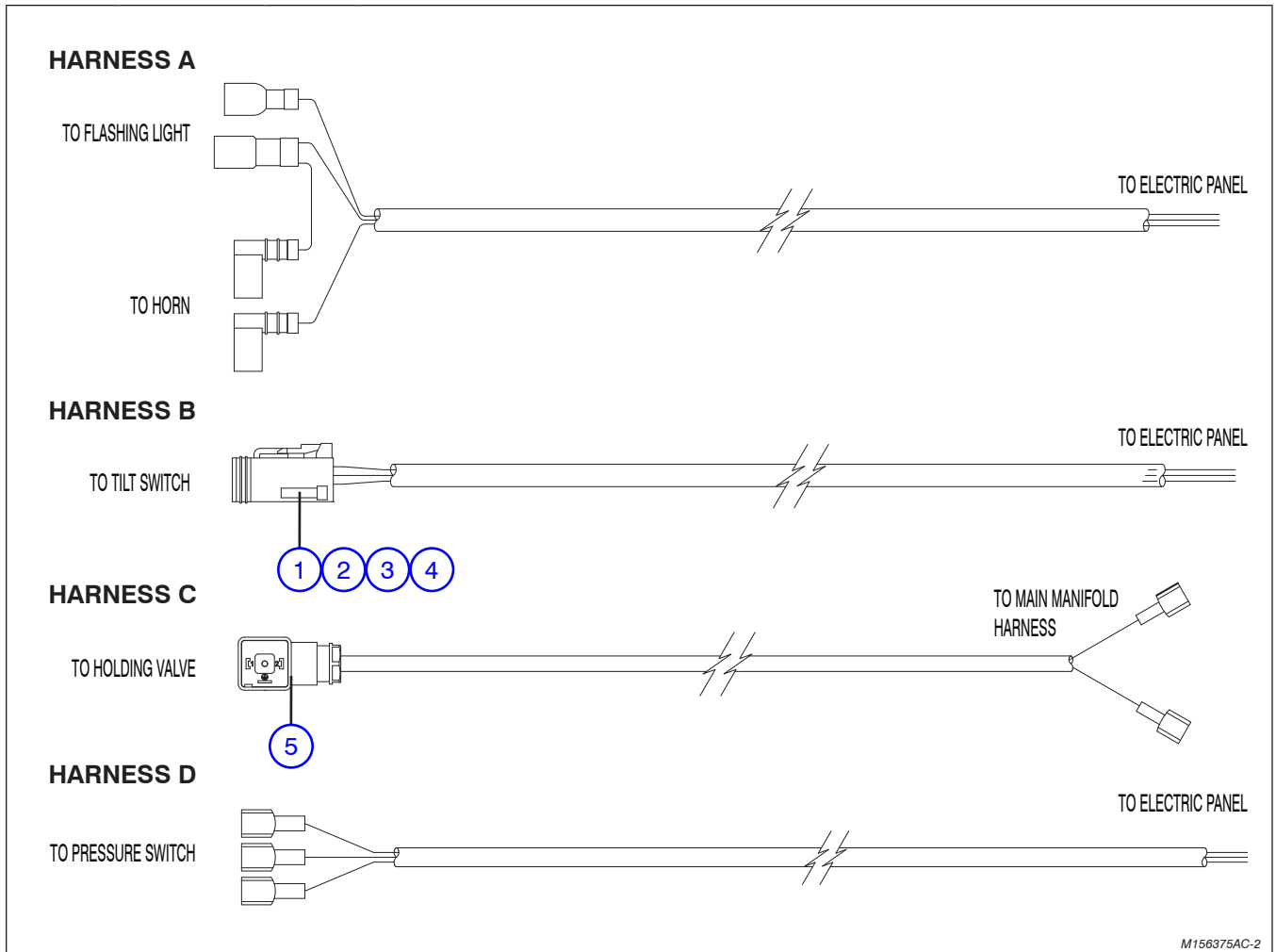
AE



M146596AA

Index No.	Skyjack Part No.	Qty.	Description
			<b>NOTE:</b> Part Numbers followed by a “DG” indicate dark grey painted parts.
-	159381	1	HARNESS, Rear Manifold (ANSI)
-	156371	1	HARNESS, Rear Manifold (KC)
1	117583	1	• CONNECTOR, Plug (8 pin) (ANSI)
	117583	1	• CONNECTOR, Plug (8 pin) (KC)
2	117585	1	• CONNECTOR, Plug wedge (8 pin) (ANSI)
	117585	1	• CONNECTOR, Plug wedge (8 pin) (KC)
3	117591	11	• CONNECTOR, Contact socket (16-18) (ANSI)
	117593	17	• CONNECTOR, Contact socket (14-16) (KC)
4	117594	1	• CONNECTOR, Sealing plug (ANSI)
	117594	3	• CONNECTOR, Sealing plug (KC)
5	117589	1	• CONNECTOR, Plug (4 pin) (ANSI)
	117587	1	• CONNECTOR, Plug (12 pin) (KC)
6	117581	1	• CONNECTOR, Plug wedge (4 pin) (ANSI)
	117589	1	• CONNECTOR, Plug wedge (12 pin) (KC)

## 6.5 Horn/Flashing Light, Holding Valve, Tilt & Pressure Switch Harnesses



M156375AC-2

Index No.	Skyjack Part No.	Qty.	Description
			<b>NOTE:</b> Part Numbers followed by a "DG" indicate dark grey painted parts.
<b>A</b>	146578	1	HARNESS, Horn/Flashing light
	149654	1	HARNESS, Horn/Flashing light <b>(ANSI/CSA EE rated)</b>
<b>B</b>	146577	1	HARNESS, Tilt switch
<b>C</b>	134508	1	HARNESS, Holding valve
<b>D</b>	156375	1	HARNESS, Pressure switch <b>(KC)</b>
<b>1</b>	117579	1	• CONNECTOR, Plug (4 pin)
<b>2</b>	117581	1	• CONNECTOR, Plug (4 pin, wedge)
<b>3</b>	117591	3	• CONNECTOR, Contact socket (16-18)
<b>4</b>	117594	2	• CONNECTOR, Sealing plug
<b>5</b>	127315	2	• CONNECTOR, Solenoid with diode

## **Notes**

**7.1** *24VDC Inverter and Hardware (ANSI/CSA)*

**7.2** *Inverter Assembly (ANSI/CSA)*

**7.3** *Air Hose to Platform Assembly*

**7.4** *Black Logo Labels Option (Model 3219)*

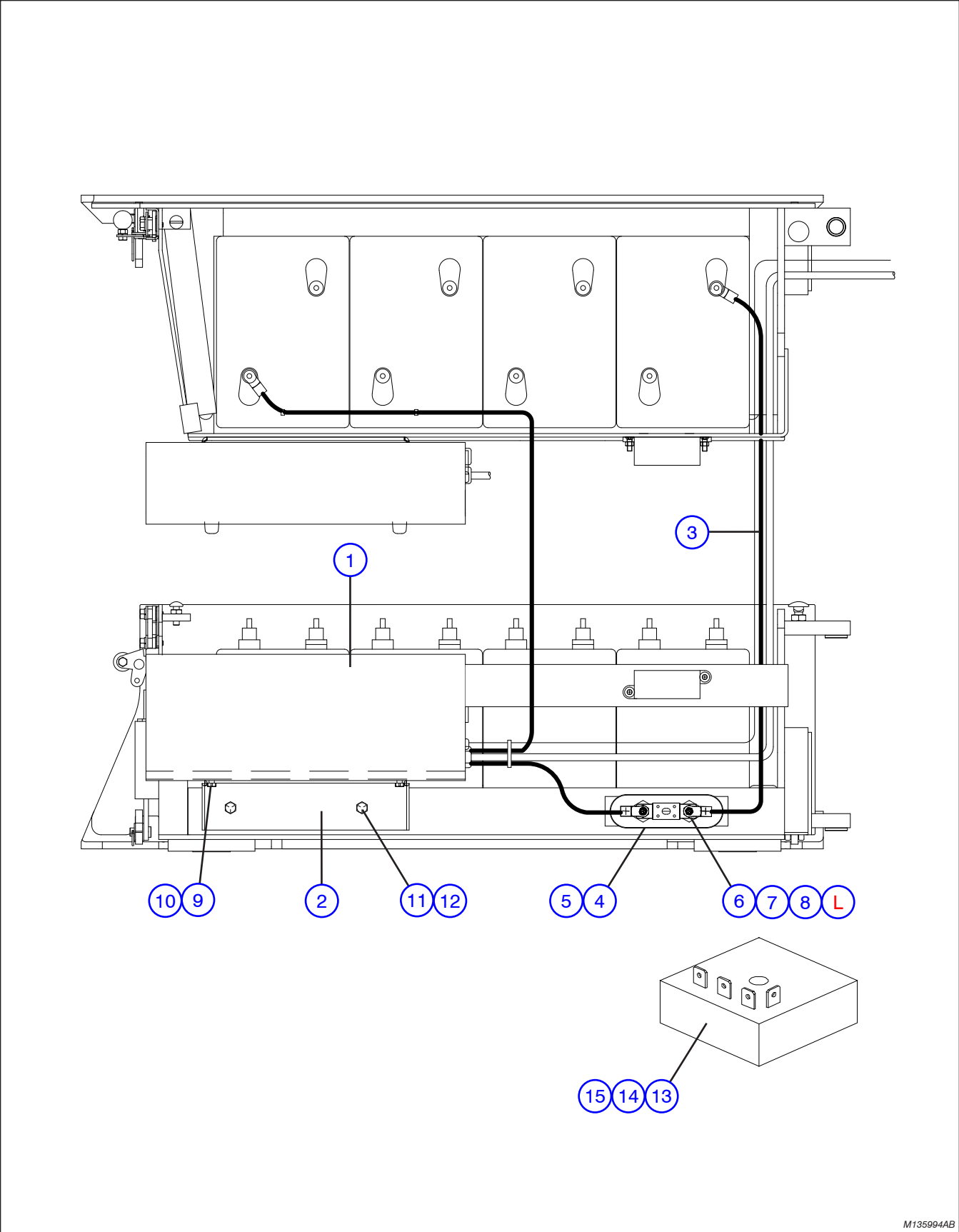
**7.5** *Pipe Rack Assembly (ANSI/CSA)*

**7.6** *Flashing Amber Light Option*

**7.7** *Dual Flashing Light Option (Diagonal)*

**7.8** *Platform Control Console -  
Long Cable Option (ANSI/CSA)*

7.1 24VDC Inverter and Hardware (ANSI/CSA)

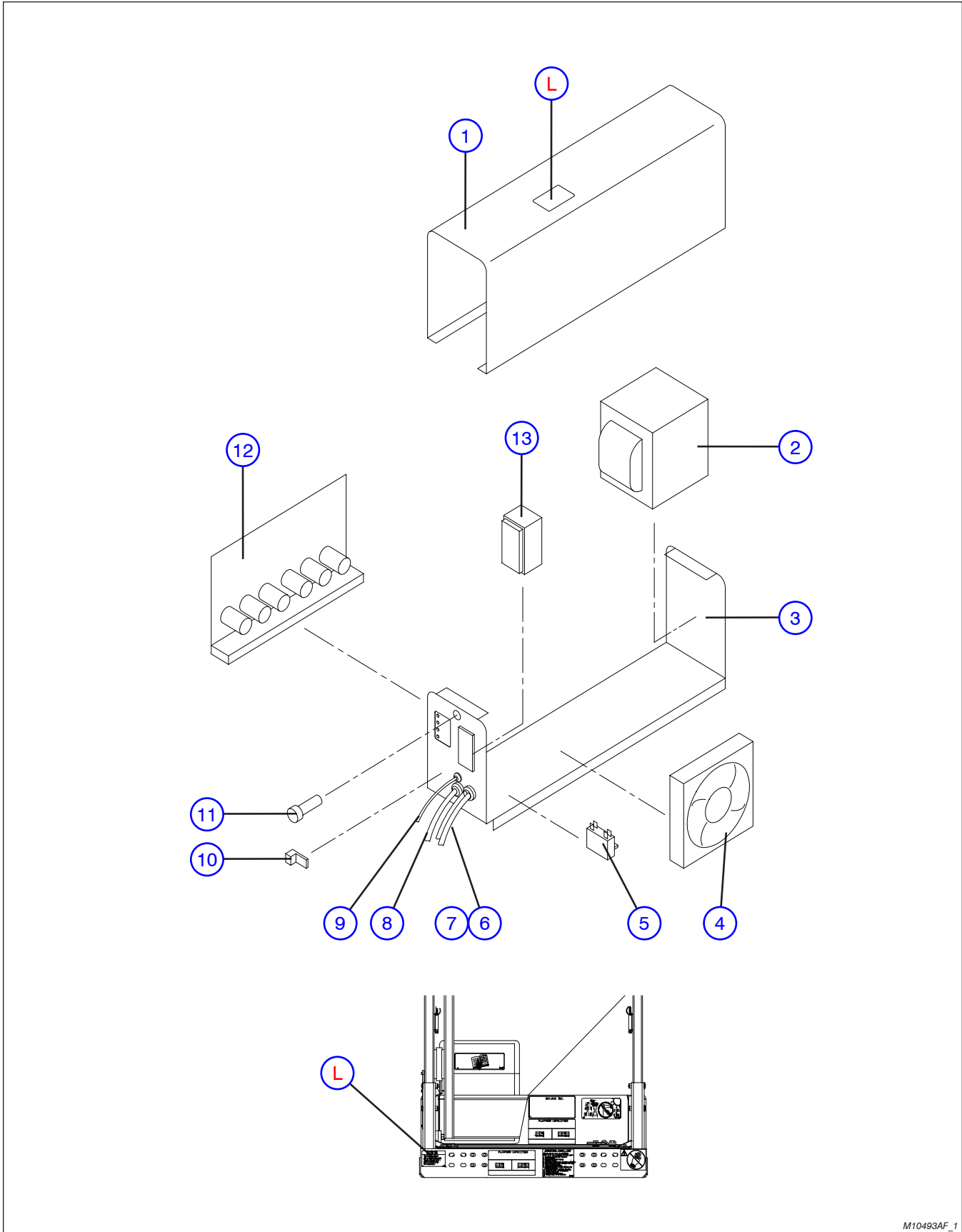


M135994AB



Index No.	Skyjack Part No.	Qty.	Description
			<b>NOTE:</b> Part Numbers followed by a "DG" indicate dark grey painted parts.
-	135994	1	INVERTER ASSEMBLY
1	135990	1	• INVERTER, 24VDC (120VAC @ 60 Hz)
2	129145	1	• SUPPORT, Inverter
3	129187	1	• CABLE (1/4 x 21 x 5/16, #4GA)
4	119061	1	• FUSE BOX, Cover
5	110853	2	• BOLT, FHCS zinc (1/4"-20 x 5/8")
6	103068	2	• INSULATOR, Fuse
7	146442	1	• FUSE (100 Amp)
8	112495	2	• BOLT, Hex head (1/4"-20 x 3/8", Grade 5)
9	103855	4	• BOLT, Hex head (1/4"-20 x 1/2", Grade 5)
10	104000	4	• WASHER, Lock (1/4")
11	103952	2	• BOLT, Flat head (3/8"-16 x 1", Grade 5)
12	104606	2	• NUT, Hex lock (3/8"-16, Grade B)
-	108791	2	• CLIP, Cord, adhesive (not shown)
13	137417	1	RELAY, Inverter timer cutoff
14	103858	1	BOLT, Hex head (1/4"-20 x 1.25", Grade 5)
15	115649	1	NUT, Lock nylon insert (1/4"-20)
L	146454	1	LABEL, Inverter fuse (100 A)

7.2 Inverter Assembly (ANSI/CSA)



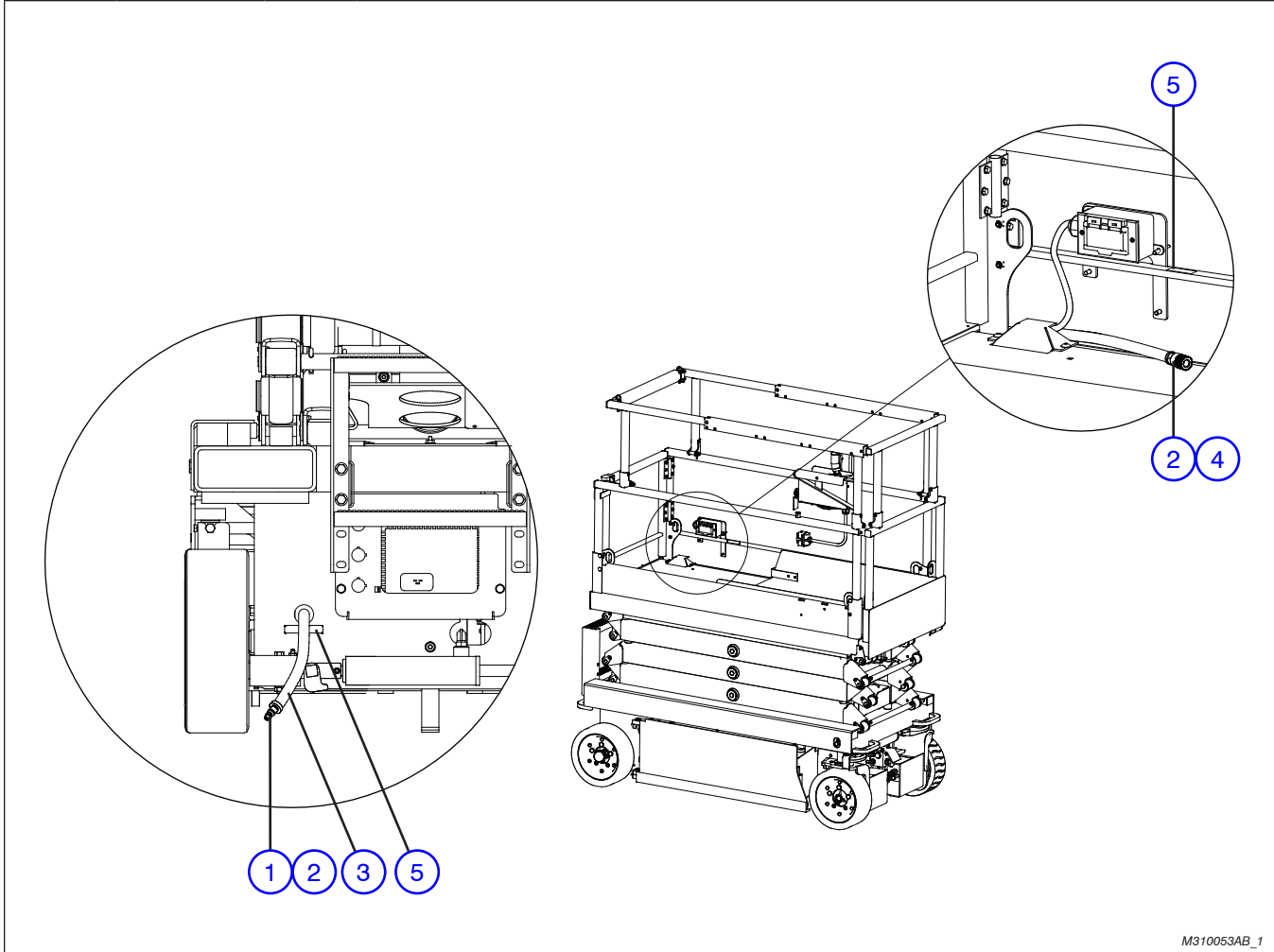
M10493AF\_1

## 7.2 Inverter Assembly (ANSI/CSA)

Index No.	Skyjack Part No.	Qty.	Description
			<b>NOTE:</b> Part Numbers followed by a “DG” indicate dark grey painted parts.
1	129854DG	1	COVER, Case ZX (white)
2	129860	1	XFR 24/800 NX
3	129855DG	1	CHASSIS, Case Z (white)
4	129861	1	FAN 80CFM
5	129862	1	CAPACITOR (10uF 230 VAC)
6	129866	1	TERMINAL, DC Input wire (with ring, black)
7	129865	1	TERMINAL, DC Input wire (with ring, red)
8	129864	1	CORD, Power (14-3 3')
9	129863	1	REMOTE LEAD (on/off)
10	129859	1	LUG, Chassis bonding
11	129858	1	BREAKER, Circuit (15 Amp)
12	129857	1	PCB ASSEMBLY
13	129856	1	GFCI FACELESS (20 AMP, 125 VAC)
L	130115	2	LABEL, Inverter switch

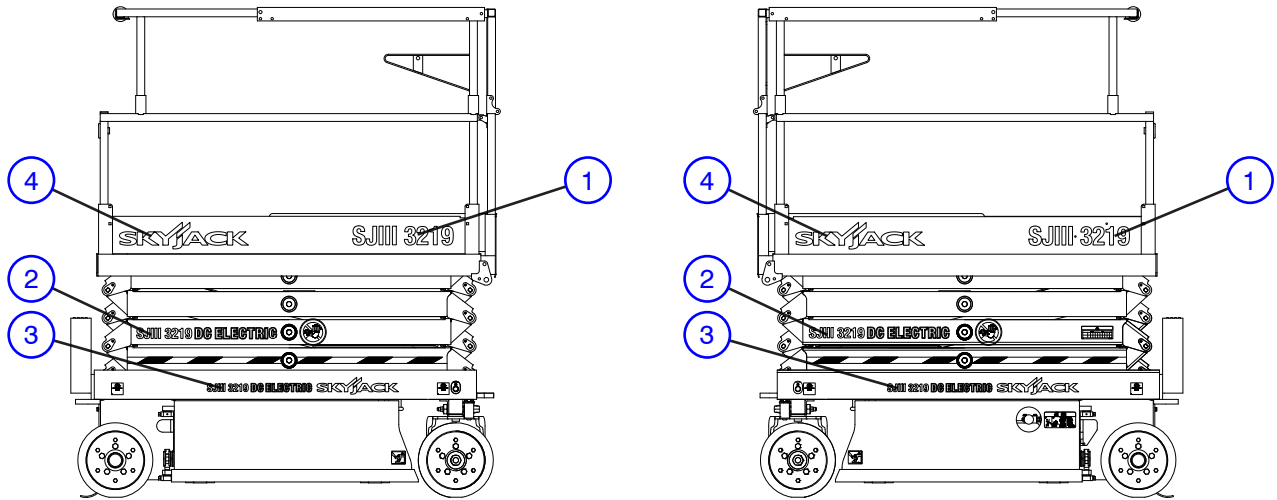
7.3 Air Hose to Platform Assembly

AE



M310053AB\_1

Index No.	Skyjack Part No.	Qty.	Description
			<b>NOTE:</b> Part Numbers followed by a "DG" indicate dark grey painted parts.
-	310052	1	AIR HOSE TO PLATFORM ASSEMBLY (Model 3215)
-	310053	1	AIR HOSE TO PLATFORM ASSEMBLY (Model 3219)
1	146149	1	FITTING, Male disconnect (3/8")
2	107886	2	CLAMP, Hose
3	146150	260"	HOSE, Air (3/8") (Model 3215)
		300"	HOSE, Air (3/8") (Model 3219)
4	146148	1	FITTING, Female disconnect (3/8")
5	138212	2	LABEL, Connect air here



**Right Side**

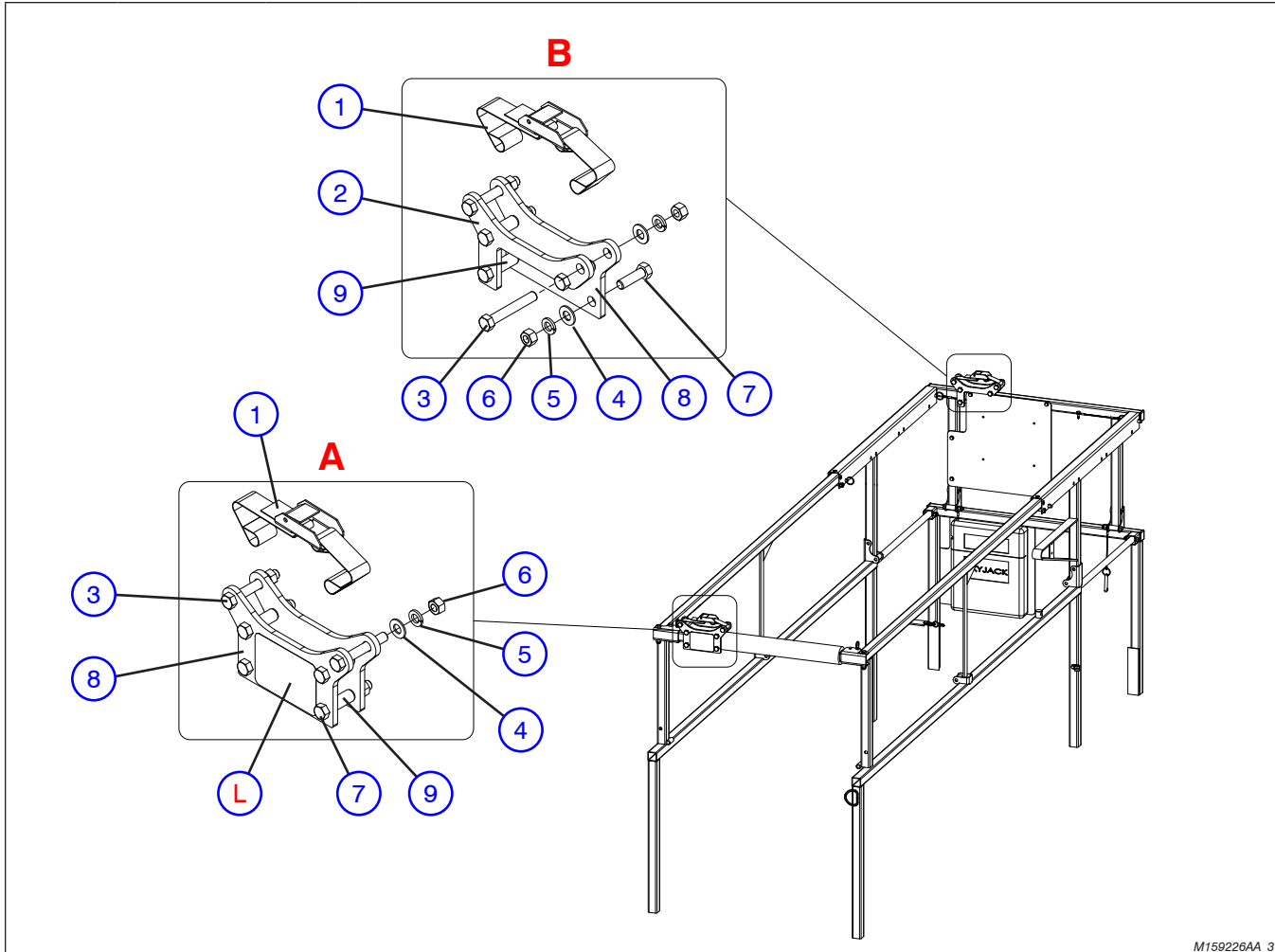
**Left Side**

M10626AF\_1

Index No.	Skyjack Part No.	Qty.	Description
			<b>NOTE:</b> Part Numbers followed by a “DG” indicate dark grey painted parts.
1	162472	2	LABEL, SJIII 3219 (Black)
2	162473	2	LABEL, SJIII 3219 DC ELECTRIC (Black)
3	162474	2	LABEL, SJIII 3219 DC ELECTRIC SKYJACK (Black)
4	161118	2	LABEL, SKYJACK LOGO - 20" (Black)

## 7.5 Pipe Rack Assembly (ANSI/CSA)

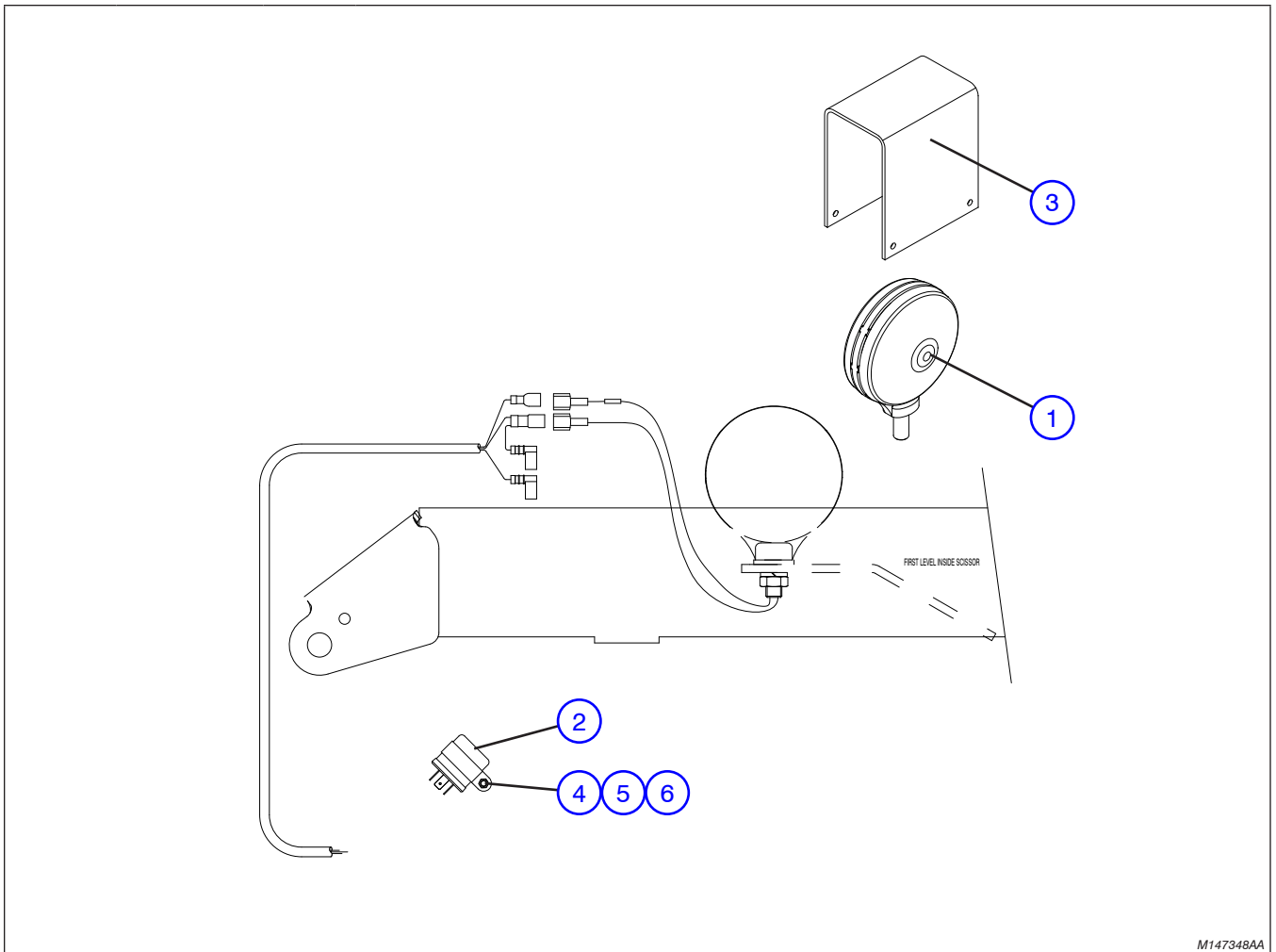
AE



M159226AA\_3

Index No.	Skyjack Part No.	Qty.	Description
			<b>NOTE:</b> Part Numbers followed by a "DG" indicate dark grey painted parts.
-	159226	1	PIPE RACK OPTION
<b>A</b>	133595	1	• PIPE RACK ASSEMBLY (Rear Mount)
<b>B</b>	133596	1	• PIPE RACK ASSEMBLY (Front Mount)
<b>1</b>	130359	1	• • STRAP, Cam buckle
<b>2</b>	133593	1	• • PLATE, Pipe rack, <b>B</b>
<b>3</b>	103873	6	• • BOLT, Hex head (3/8"-16 x 2.5", Grade 5), <b>A</b>
		5	• • BOLT, Hex head (3/8"-16 x 2.5", Grade 5), <b>B</b>
<b>4</b>	103472	6	• • WASHER, Flat (3/8")
<b>5</b>	103999	6	• • WASHER, Lock (3/8")
<b>6</b>	103978	6	• • NUT, Hex head (3/8"-16, Grade 5)
<b>7</b>	101297	1	• • BOLT, Hex head (3/8"-16 x 1.25", Grade 5), <b>B</b>
<b>8</b>	133594	2	• • PLATE, Pipe rack, <b>A</b>
		1	• • PLATE, Pipe rack, <b>B</b>
<b>9</b>	133598	4	• • SPACER, <b>A</b>
		3	• • SPACER, <b>B</b>
<b>L</b>	130234	2	• • LABEL, <b>A</b>
		1	• • LABEL, <b>B</b>

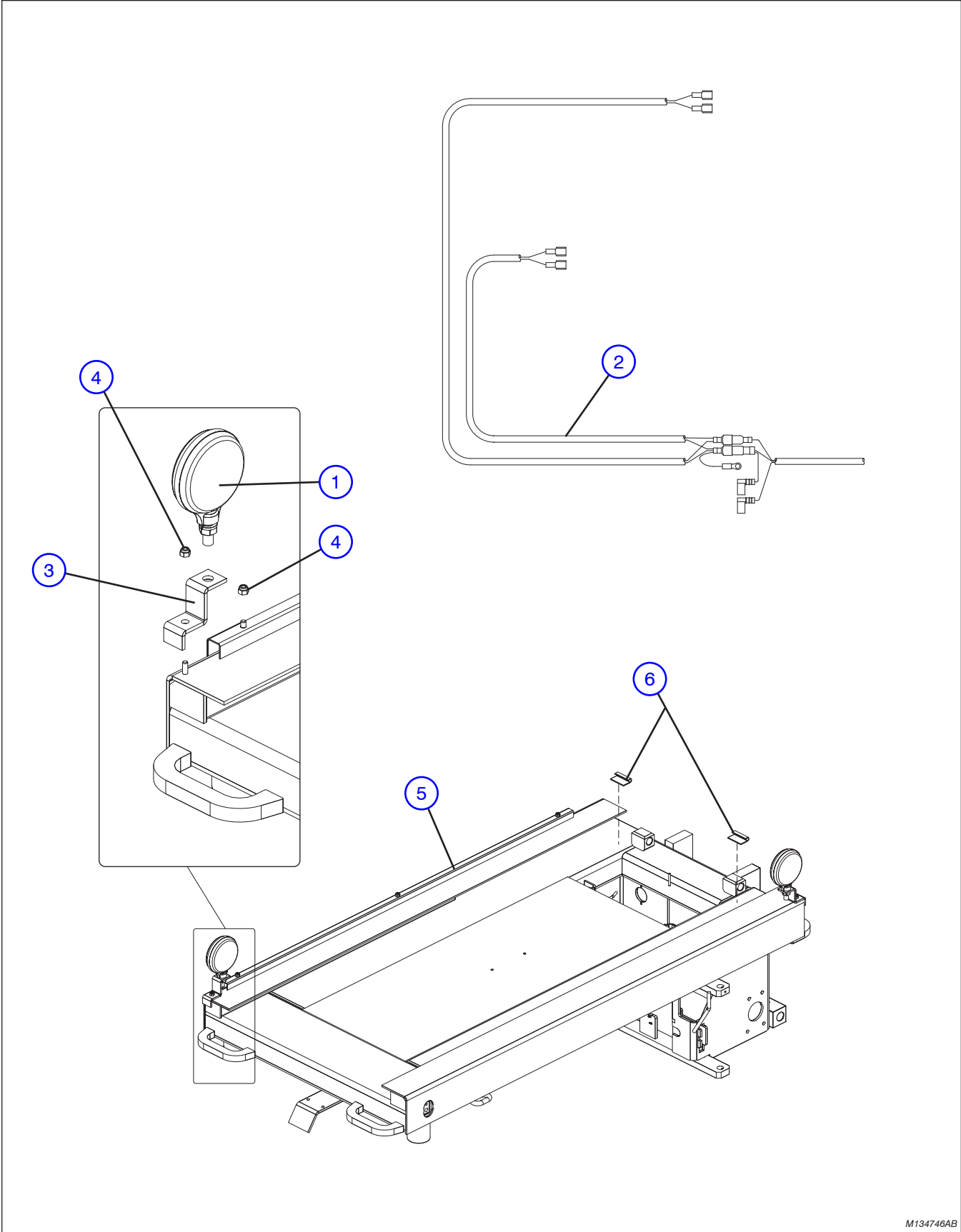
## 7.6 Flashing Amber Light Option



M147348AA

Index No.	Skyjack Part No.	Qty.	Description
<b>A</b>	147348DG	1	<b>NOTE:</b> Part Numbers followed by a "DG" indicate dark grey painted parts.
<b>B</b>	147990DG	1	FLASHING AMBER LIGHT OPTION ( <b>ANSI/CSA EE rated</b> )
<b>1</b>	126111	1	• LIGHT, Beacon (24 volt)
	121533	1	• • LENS, Amber
	146153	1	• • BULB
<b>2</b>	103743	1	• FLASHER (12, 24 volt)
<b>3</b>	123180	1	• LIGHT COVER ASSEMBLY, <b>B</b>
	123177	1	• • COVER, Light
	123178DG	1	• • BRACKET, Light
	120094	4	• • BOLT, Machine (#10-32 x 5/8")
	104003	4	• • NUT, Machine (#10-32, Grade B)
	104694	4	• • WASHER, Flat (#10 SAE)
	104185	4	• • WASHER, Lock (#10 NOM)
<b>4</b>	132793	1	• CLAMP, Plastic (1.25")
<b>5</b>	103962	1	• BOLT, Machine (#10-32 x 1/2"), <b>A</b>
<b>6</b>	104003	1	• NUT, Machine (#10-32, Grade B), <b>A</b>

**7.7 Dual Flashing Amber Light Option (Diagonal)**



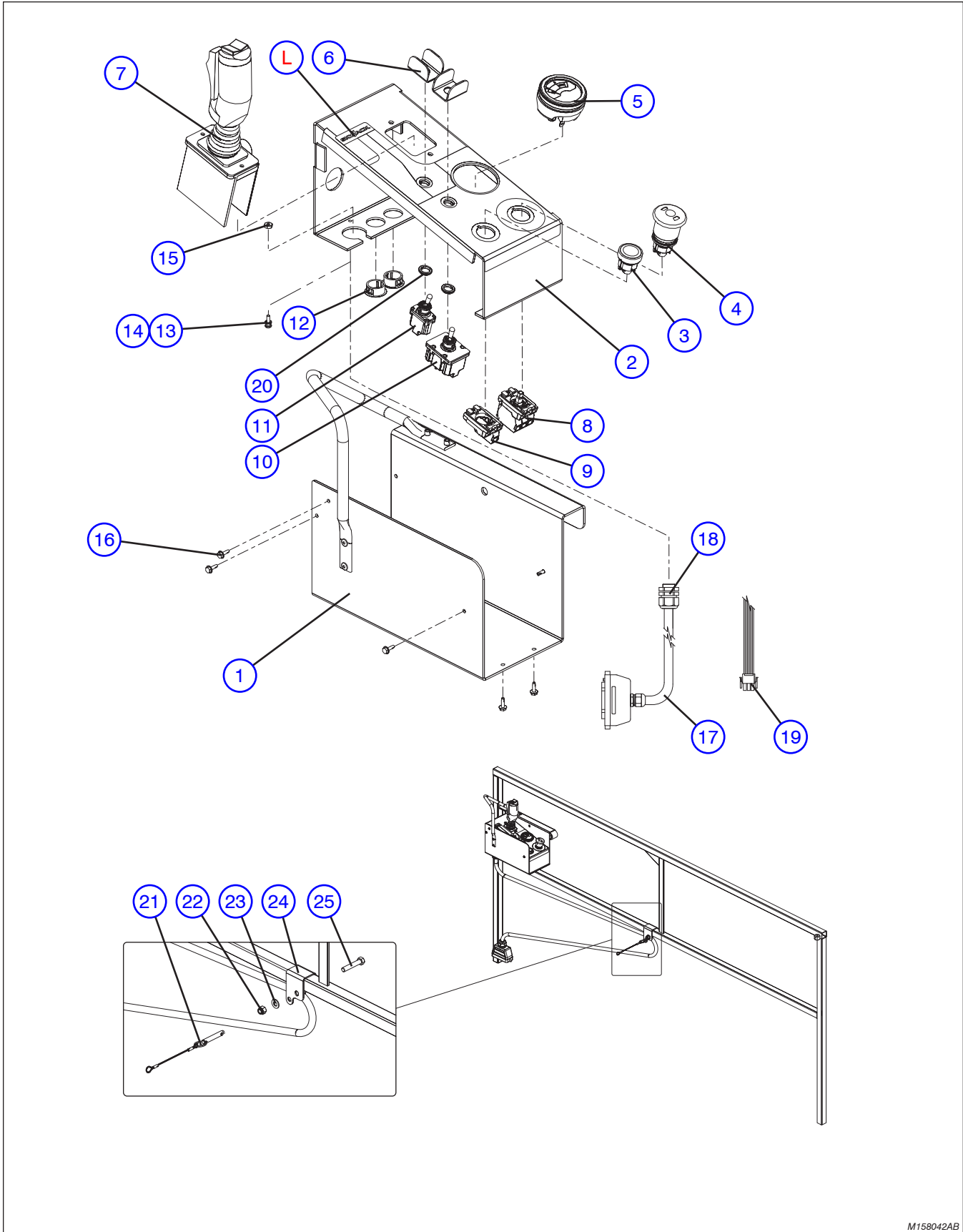
M134746AB



**7.7 Dual Flashing Amber Light Option (Diagonal)**

Index No.	Skyjack Part No.	Qty.	Description
			<b>NOTE:</b> Part Numbers followed by a "DG" indicate dark grey painted parts.
1	126111	2	FLASHING AMBER LIGHT ASSEMBLY
	121477	1	• LIGHT, Beacon
	121533	1	• • LENS, Amber
	146153	1	• • BULB (24 volt)
2	134587	1	HARNESSES, Dual flashing light
3	156695DG	2	BRACKET, Flashing light
4	115649	5	NUT, Hex nylon lock (1/4"-20, Grade 5)
5	134715DG	1	GUARD, Cable (Modified)
6	108791	2	CLIP, Cord (Adhesive back)

7.8 Platform Control Console - Long Cable Option (ANSI/CSA)



M158042AB

Index No.	Skyjack Part No.	Qty.	Description
			<b>NOTE:</b> Part Numbers followed by a "DG" indicate dark grey painted parts.
-	158042	-	LONG CABLE CONTROL CONSOLE ASSEMBLY
	156991	-	• LONG CABLE CONTROL CONSOLE ASSEMBLY
1	147373	1	• • CONTROL CONSOLE (Bottom)
2	156923	1	• • CONTROL CONSOLE (Top)
3	147058	1	• • HEAD, Pushbutton (Horn)
4	147051	1	• • HEAD, Emergency stop
5	122093	1	• • INDICATOR, Battery charge
6	111181	2	• • GUARD, Toggle switch
7	159108	1	• • ENABLE CONTROLLER ASSEMBLY
8	-	-	• • SWITCH ASSEMBLY, Emergency stop
	147056	1	• • • LATCH
	147053	2	• • • BLOCK, N.C. contact
	147061	1	• • • LED BLOCK, 24V (red)
9	-	-	• • SWITCH ASSEMBLY, Horn
	147056	1	• • • LATCH
	147054	1	• • • BLOCK, N.O. contact
10	116382	1	• • SWITCH, Toggle (4NT1-1)
11	115574	1	• • SWITCH, Toggle (1NT1-2)
12	102956	2	• • PLUG (7/8" hole)
13	103957	1	• • SCREW, Round head machine (#8-32 x 1/2")
14	112249	1	• • WASHER, Lock (#8)
15	103986	1	• • NUT, Hex head (#8-32)
16	112327	9	• • SCREW, Hex head self tapping (#8-18 x 1/2")
17	156993	1	• • CONTROL CABLE ASSEMBLY (16 pin)
	107820	1	• • • CONNECTOR, Male (16 pin)
	119727	2	• • • PIN, Code
18	300788	1	• • STRAIN RELIEF
19	116993	1	• • HOUSING, Male connector (9 pin)
20	144016	2	• • SEAL, Panel bushing
21	124548	1	• LARGE LOOP PIN QUICK RELEASE ASSEMBLY
22	104606	1	• NUT, Hex nylon lock (3/8"-16, Grade 5)
23	103472	1	• WASHER, Flat (3/8")
24	158209	1	• CLAMP, Control cable railing
25	103596	1	• BOLT, Hex head (3/8"-16 x 2", Grade 5)
L	156885	1	LABEL, Platform control console

## **Notes**

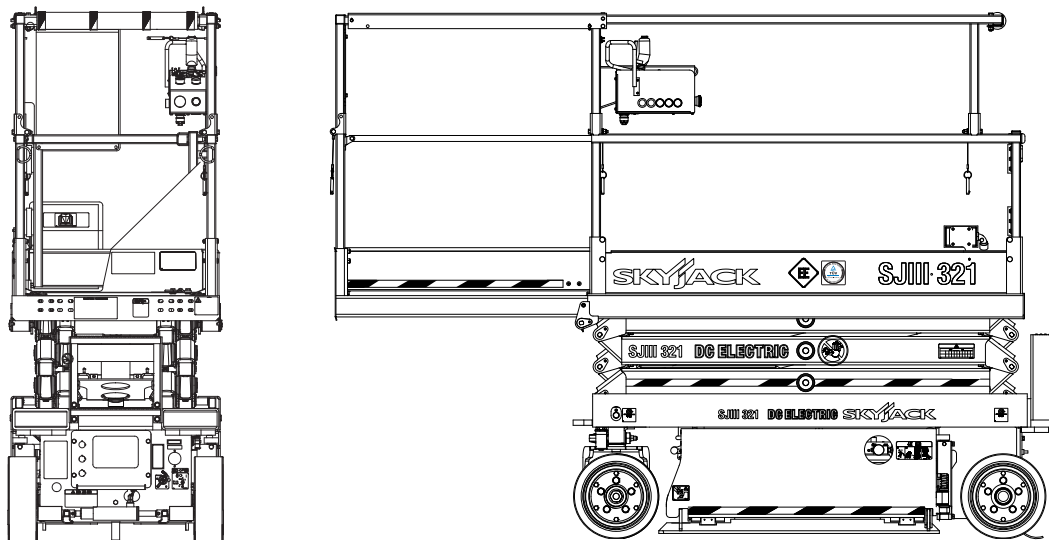
### 8.1 Label Kit

The label kit, Part Number 160631, is for models SJ3 3215 & 3219. It contains labels that are common to both machines.

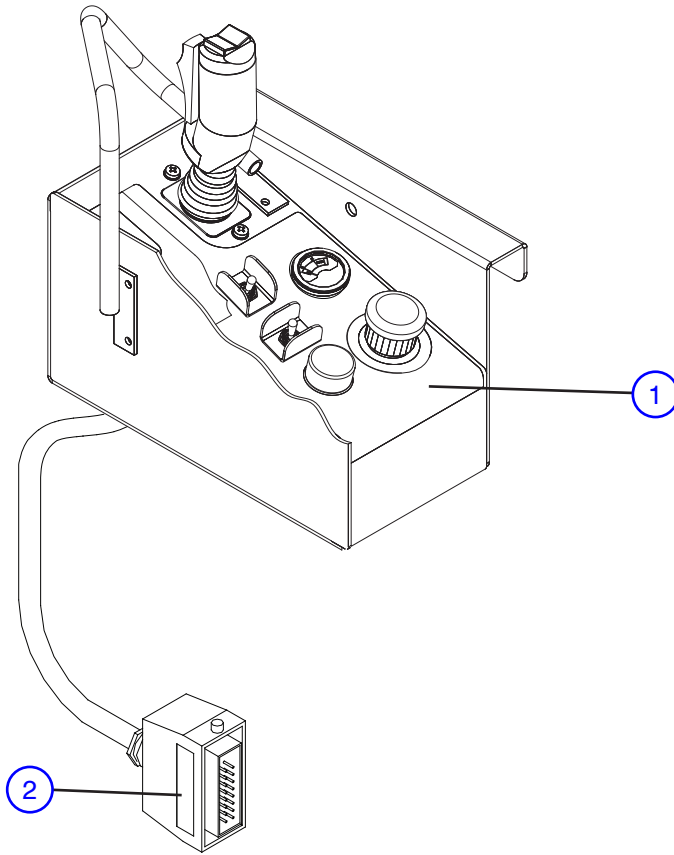
It excludes:

- serial numbers
- name plate
- stripes
- tape
- platform capacities
- model designations
- all special options

Supply model number, country and language when ordering complete machine labels.



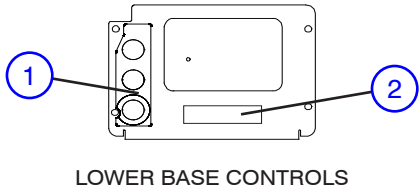
## **Notes**



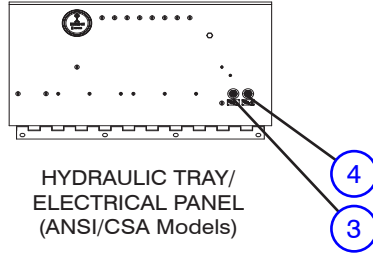
M10626AF\_4

Index No.	Skyjack Part No.	Qty.	Description
-	(Ref.)	-	<p><b>NOTE:</b> Part Numbers followed by a “DG” indicate dark grey painted parts.                      (To order a complete label kit, refer to Section 8.1)</p>
1	156885	1	LABEL, Platform control console
2	118711	2	LABEL, Hydraulic proportional

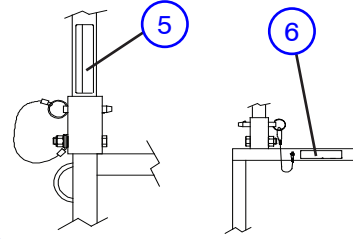
**8.3 Labels - Miscellaneous**



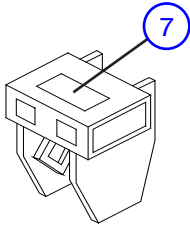
LOWER BASE CONTROLS



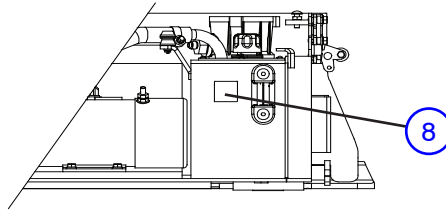
HYDRAULIC TRAY/  
ELECTRICAL PANEL  
(ANSI/CSA Models)



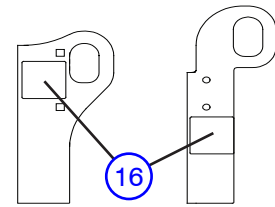
RAILING PINS



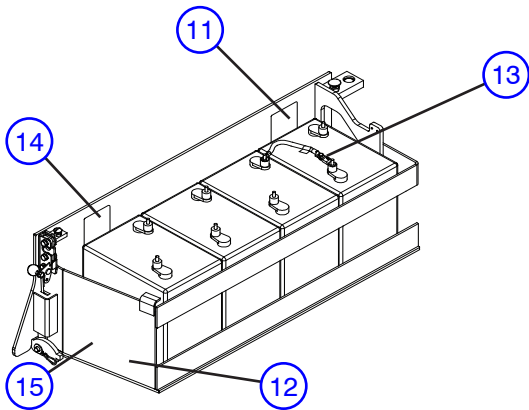
CROSS MEMBER 1ST LEVEL  
INSIDE SCISSORS



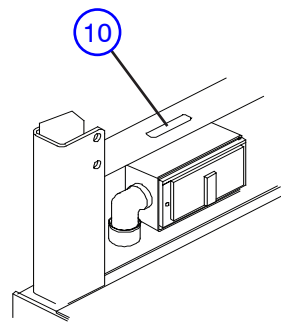
HYDRAULIC TRAY



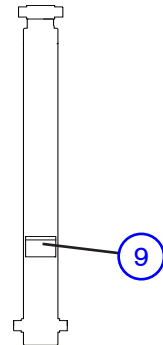
HARNES ANCHORAGE



BATTERY TRAY



OUTLET BOX



LIFT CYLINDER

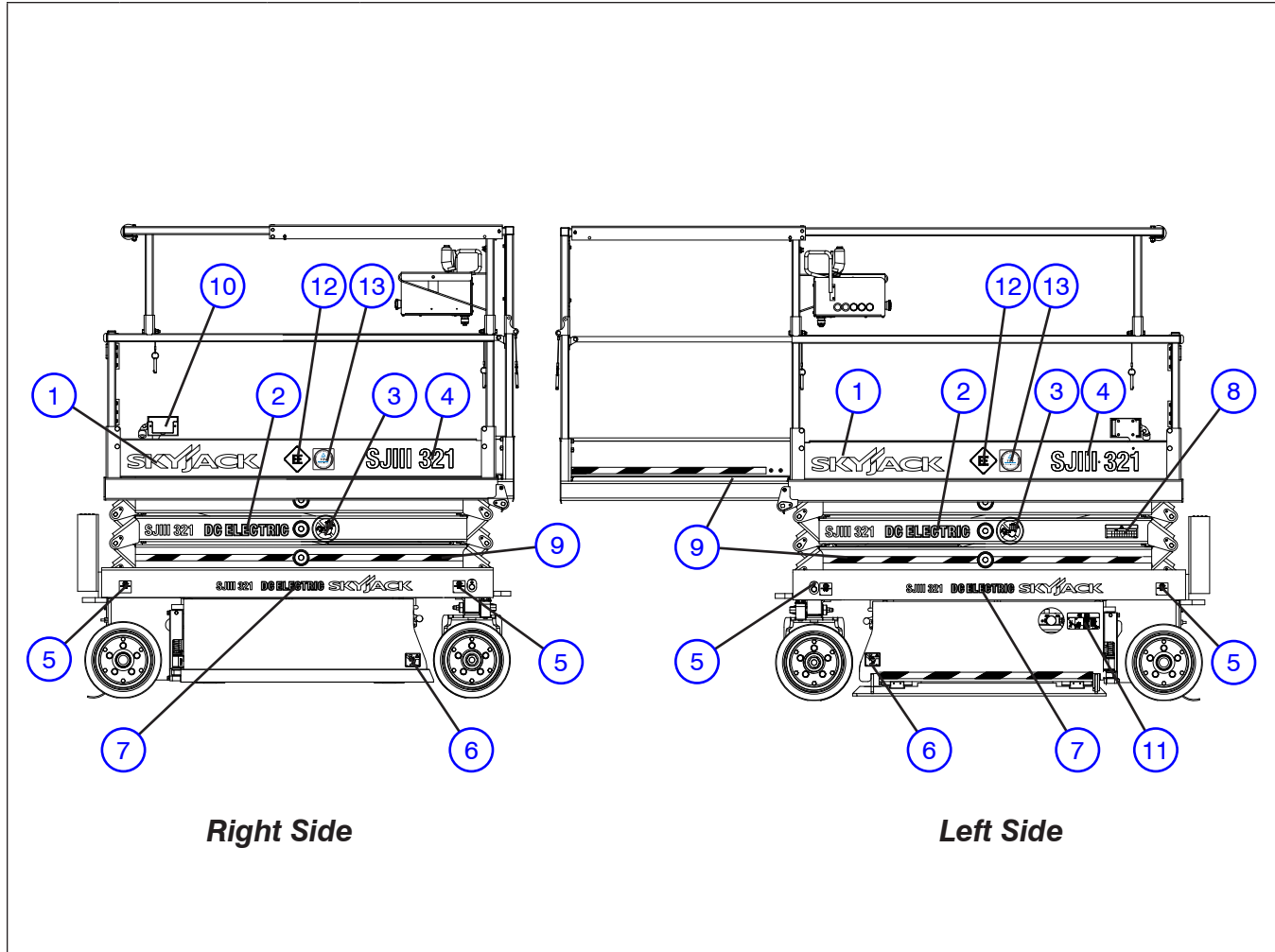
M11001AG\_2



### 8.3 Labels - Miscellaneous

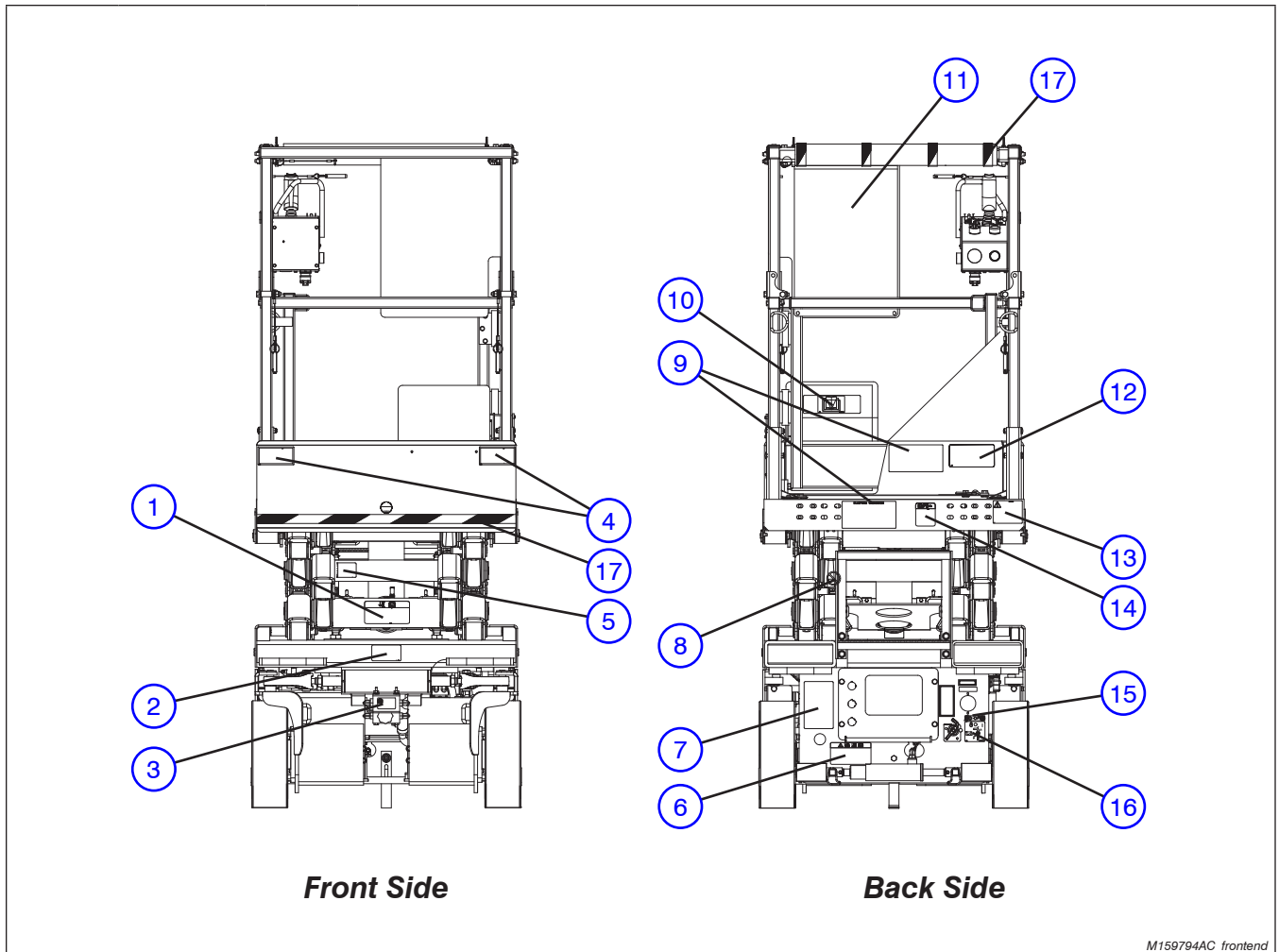
Index No.	Skyjack Part No.	Qty.	Description
-	(Ref.)	-	<b>NOTE:</b> Part Numbers followed by a “DG” indicate dark grey painted parts. (To order a complete label kit, refer to Section 8.1)
1	146449	1	LABEL, Base controls
2	155705	1	LABEL, 220VAC 60Hz (KC) (Not included in kit)
3	117387	1	LABEL, Power circuit breaker
4	117389	1	LABEL, Ground circuit breaker
5	126056	AR	LABEL, Warning falling hazard - Railing pins (Vertical) (Not included in kit)
6	126057	AR	LABEL, Falling hazard - Railing pins (Horizontal) (Not included in kit)
7	159664	1	LABEL, Emergency lowering
8	102961	1	LABEL, ATF DEXRON III
9	157792	1	LABEL, Orifice decal
10	138211	1	LABEL, Connect AC supply here
11	137278	1	LABEL, 300A Fuse location
12		1	LABEL, 300A Fuse location
13	137276	1	LABEL, 300A +warning
14	128160	1	LABEL, Warning battery spacer
15	128161	1	LABEL, Warning battery spacer (2500 Battery Option only)
16	130018	6	LABEL, Safety lanyard

## 8.4 Labels - Sides



Index No.	Skyjack Part No.	Qty.	Description
-	(Ref)	-	<b>NOTE:</b> Part Numbers followed by a “DG” indicate dark grey painted parts. (To order a complete label kit, refer to Section 8.1)
1	158554	2	LABEL, SKYJACK LOGO (medium white)
2	159528	2	LABEL, SJIII 3215 DC ELECTRIC (Not included in kit)
	159531	2	LABEL, SJIII 3219 DC ELECTRIC (Not included in kit)
3	139855	2	LABEL, Stay away
4	159526	2	LABEL, Model designation (Model 3215) (Not included in kit)
	159529	2	LABEL, Model designation (Model 3219) (Not included in kit)
5	132713	4	LABEL, Wheel Load Pict. (Not included in kit)
6	119866	2	LABEL, Danger pinch hand/foot
7	160357	2	LABEL, SJIII 3215 DC ELECTRIC SKYJACK (Not included in kit)
	160358	2	LABEL, SJIII 3219 DC ELECTRIC SKYJACK (Not included in kit)
8	156441	1	LABEL, Annual inspection
9	119803	AR	TAPE, Caution (1”) (Not included in kit)
10	138211	1	LABEL, Connect AC supply here
11	159664	1	LABEL, Emergency lowering
12	104589	2	LABEL, EE (ANSI/CSA EE rated) (Not included in kit)
13	154888	2	LABEL, TUV (ANSI/CSA EE rated) (Not included in kit)
	104588	2	LABEL, FM approved (ANSI/CSA EE rated) (Not included in kit) (if equipped)

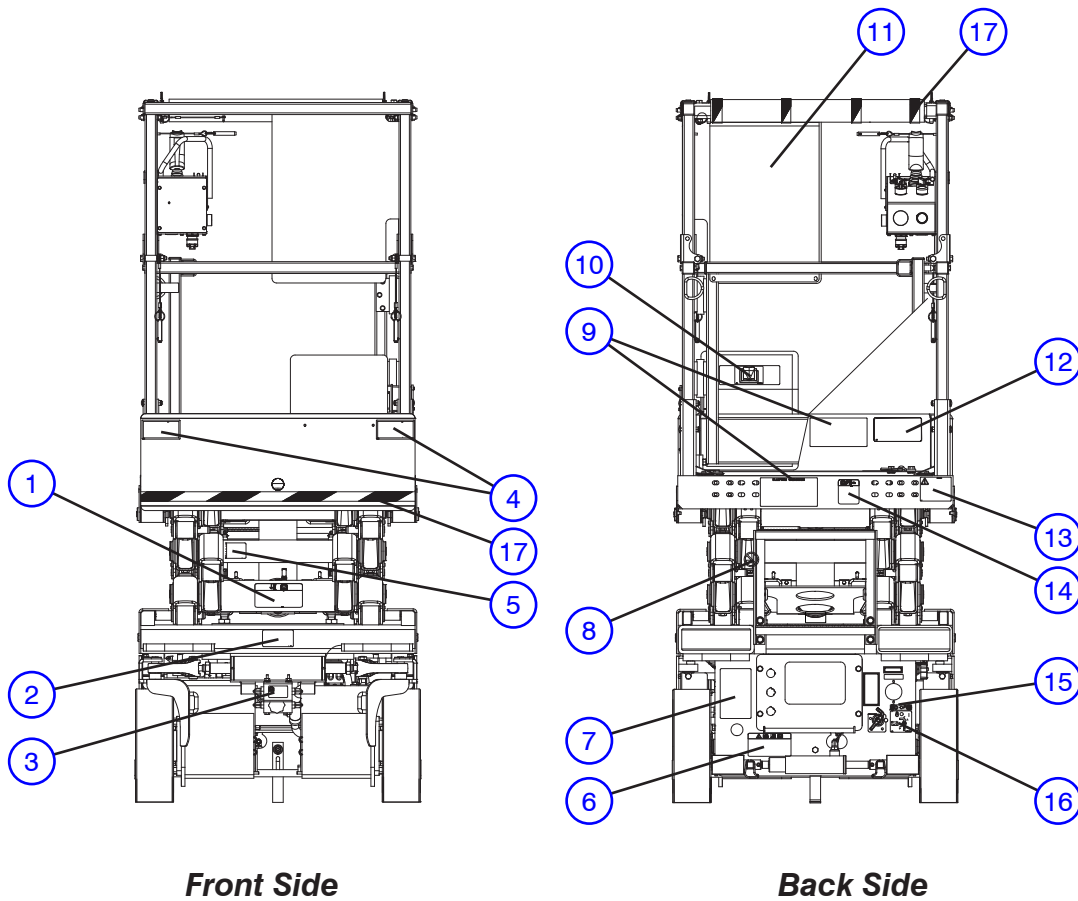
## 8.5 Labels - Front & Back



M159794AC\_frontend

Index No.	Skyjack Part No.	Qty.	Description
-	(Ref)	-	<b>NOTE:</b> Part Numbers followed by a "DG" indicate dark grey painted parts. (To order a complete label kit, refer to Section 8.1)
1	159664	1	LABEL, Emergency lowering
2	124767	1	LABEL, Lift point/tie down
3	158911	1	LABEL, Free wheeling valve
4	137988	2	LABEL, Crush/pinch/hazard
5	127711	1	LABEL, Safety bar place here
6	158910	1	LABEL, Winching/Towing/Pushing procedure
7	-	1	NAMEPLATE, Serial # <b>(Consult Skyjack)</b> (Not included in kit)
8	156613	1	LABEL, Do not alter
9	130377	2	LABEL, Platform capacities <b>(Model 3215 ANSI/CSA)</b> (Not included in kit)
	130375	2	LABEL, Platform capacities <b>(Model 3219 ANSI/CSA)</b> (Not included in kit)
	130318	2	LABEL, Platform capacities <b>(KC)</b> (Not included in kit)
10	123628	1	LABEL, Manual storage box
11	158913	1	LABEL, Danger/Warning
			<b>Parts list continued on the following page.</b>

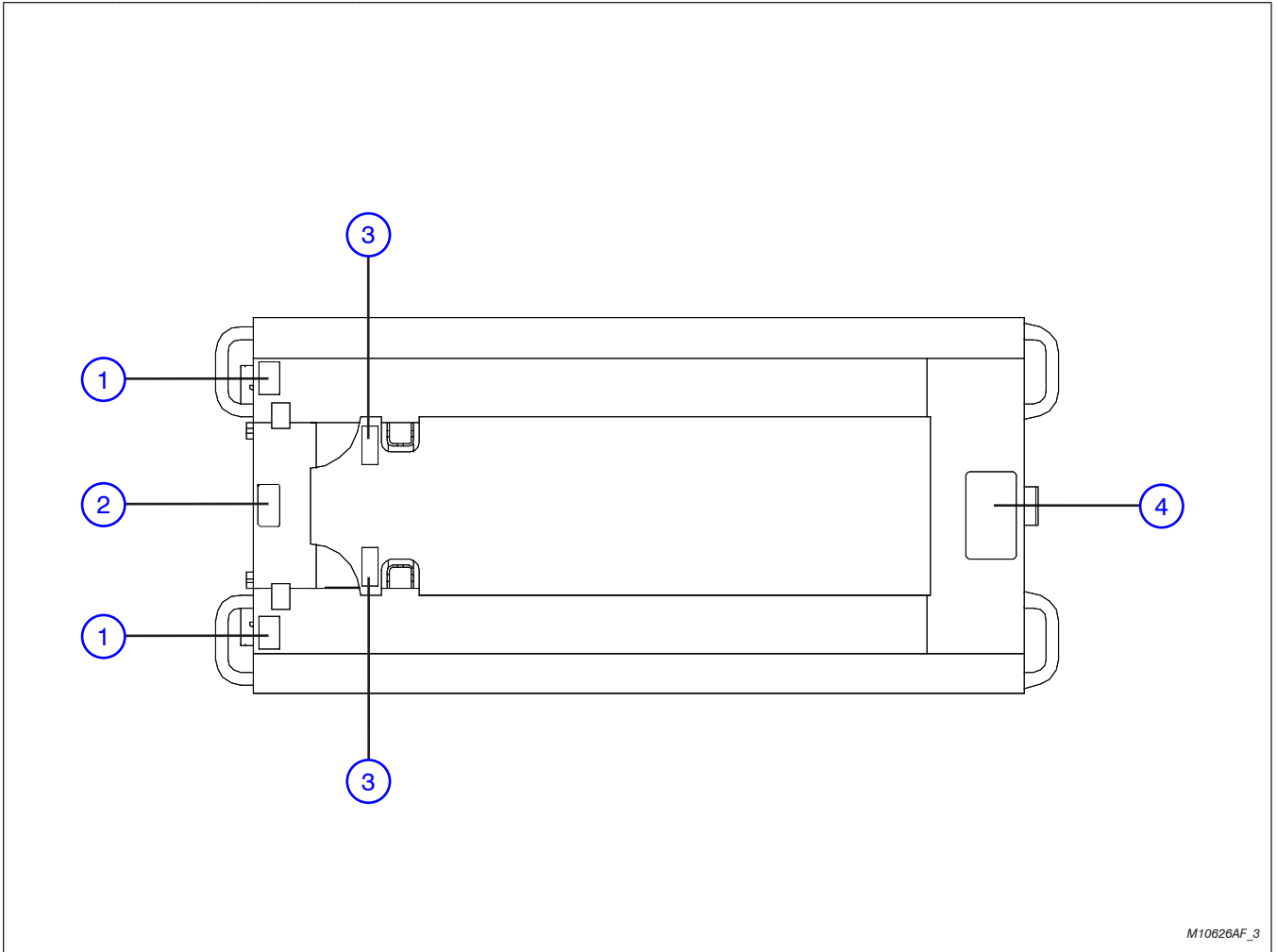
8.5 Labels - Front & Back (Continued)



M159794AC\_frontend

Index No.	Skyjack Part No.	Qty.	Description
			<b>NOTE:</b> Part Numbers followed by a "DG" indicate dark grey painted parts.
			<b>Parts list continued from previous page.</b>
12	124465	1	LABEL, Side force/no wind (ANSI/CSA) (Not included in kit)
	126505	1	LABEL, Side force/no wind (KC) (Not included in kit)
13	124362	1	LABEL, Do not wear jewelry
14	158912	1	LABEL, Operator's checklist
15	138211	1	LABEL, Connect AC supply here
16	119674	1	LABEL, Battery disconnect switch
17	119803	AR	TAPE, Caution (1") (Not included in kit)

## 8.6 Labels - Chassis Top



M10626AF\_3

Index No.	Skyjack Part No.	Qty.	Description
-	(Ref)	-	<b>NOTE:</b> Part Numbers followed by a "DG" indicate dark grey painted parts. (To order a complete label kit, refer to Section 8.1)
1	102896	2	LABEL, Forklift boot
2	124767	2	LABEL, Lift point/tie down
3	156613	2	LABEL, Do not alter
4	158908	1	LABEL, Maintenance bar procedure

## **Notes**

9.1 Fluid Table

Location	Capacity (Liters)	Capacity (Gallons)	Fluid Type	Skyjack Part Number
Hydraulic Tank	10	2.6	ATF Dexron III	119309

1077AA

## **Notes**





**SKYJACK™**

[www.skyjack.com](http://www.skyjack.com)