| | | |
|---|---|---|
| File Name | : | **xkmts.20180212.000241.fits** # 1 / 129 # |
| Project ID | : | OBS |
| Image Type | : | DARK |
| Object Name | : | **begin** |
| RA | : | 04:58:34.980 |
| DEC | : | -32:13:38.40 |
| Exposure Time | : | 60 |
| Airmass | : | 1.00 |
| Sidereal Time | : | 04:59:10 |
| Filter ID | : | V |
| Observation Date | : | 2018-02-12T18:05:07 |
| CCD Temperature | : | -108.6 |



| | | |
|---|---|---|
| File Name | : | **xkmts.20180212.000242.fits** # 2 / 129 # |
| Project ID | : | ALL |
| Image Type | : | BIAS |
| Object Name | : | **bias** |
| RA | : | 05:00:48.410 |
| DEC | : | -32:13:34.90 |
| Exposure Time | : | 0 |
| Airmass | : | 1.00 |
| Sidereal Time | : | 05:01:23 |
| Filter ID | : | R |
| Observation Date | : | 2018-02-12T18:07:21 |
| CCD Temperature | : | -108.65 |



| | | |
|---|---|---|
| File Name | : | **xkmts.20180212.000243.fits** # 3 / 129 # |
| Project ID | : | ALL |
| Image Type | : | BIAS |
| Object Name | : | **bias** |
| RA | : | 05:01:44.560 |
| DEC | : | -32:13:33.50 |
| Exposure Time | : | 0 |
| Airmass | : | 1.00 |
| Sidereal Time | : | 05:02:19 |
| Filter ID | : | R |
| Observation Date | : | 2018-02-12T18:08:29 |
| CCD Temperature | : | -108.65 |



| | | |
|---|---|---|
| File Name | : | **xkmts.20180212.000244.fits** # 4 / 129 # |
| Project ID | : | ALL |
| Image Type | : | BIAS |
| Object Name | : | **bias** |
| RA | : | 05:02:54.490 |
| DEC | : | -32:13:31.80 |
| Exposure Time | : | 0 |
| Airmass | : | 1.00 |
| Sidereal Time | : | 05:03:29 |
| Filter ID | : | R |
| Observation Date | : | 2018-02-12T18:09:38 |
| CCD Temperature | : | -108.71 |



| | | |
|---|---|---|
| File Name | : | **xkmts.20180212.000245.fits** # 5 / 129 # |
| Project ID | : | ALL |
| Image Type | : | BIAS |
| Object Name | : | **bias** |
| RA | : | 05:04:03.150 |
| DEC | : | -32:13:30.10 |
| Exposure Time | : | 0 |
| Airmass | : | 1.00 |
| Sidereal Time | : | 05:04:38 |
| Filter ID | : | R |
| Observation Date | : | 2018-02-12T18:10:47 |
| CCD Temperature | : | -108.71 |



| | | |
|---|---|---|
| File Name | : | **xkmts.20180212.000246.fits** # 6 / 129 # |
| Project ID | : | ALL |
| Image Type | : | BIAS |
| Object Name | : | **bias** |
| RA | : | 05:05:11.830 |
| DEC | : | -32:13:28.30 |
| Exposure Time | : | 0 |
| Airmass | : | 1.00 |
| Sidereal Time | : | 05:05:47 |
| Filter ID | : | R |
| Observation Date | : | 2018-02-12T18:11:55 |
| CCD Temperature | : | -108.53 |



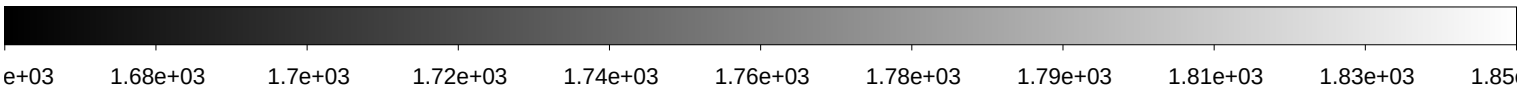

| | | |
|---|---|---|
| File Name | : | **xkmts.20180212.000247.fits** # 7 / 129 # |
| Project ID | : | SITE-ALL |
| Image Type | : | OBJECT |
| Object Name | : | **dflat.test** |
| RA | : | 09:20:44.580 |
| DEC | : | -28:18:10.40 |
| Exposure Time | : | 10 |
| Airmass | : | 1.39 |
| Sidereal Time | : | 05:56:33 |
| Filter ID | : | I |
| Observation Date | : | 2018-02-12T19:02:20 |
| CCD Temperature | : | -108.88 |



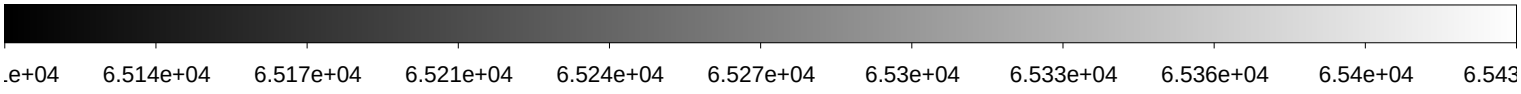

| | | |
|---|---|---|
| File Name | : | **xkmts.20180212.000248.fits** # 8 / 129 # |
| Project ID | : | SITE-ALL |
| Image Type | : | OBJECT |
| Object Name | : | **dflat.test** |
| RA | : | 09:22:55.700 |
| DEC | : | -28:18:08.60 |
| Exposure Time | : | 4 |
| Airmass | : | 1.39 |
| Sidereal Time | : | 05:58:44 |
| Filter ID | : | I |
| Observation Date | : | 2018-02-12T19:04:31 |
| CCD Temperature | : | -108.92 |



| | | |
|---|---|---|
| File Name | : | **xkmts.20180212.000249.fits** # 9 / 129 # |
| Project ID | : | SITE-ALL |
| Image Type | : | OBJECT |
| Object Name | : | **dflat.test** |
| RA | : | 09:24:31.540 |
| DEC | : | -28:18:06.80 |
| Exposure Time | : | 1 |
| Airmass | : | 1.39 |
| Sidereal Time | : | 06:00:20 |
| Filter ID | : | I |
| Observation Date | : | 2018-02-12T19:06:07 |
| CCD Temperature | : | -108.96 |









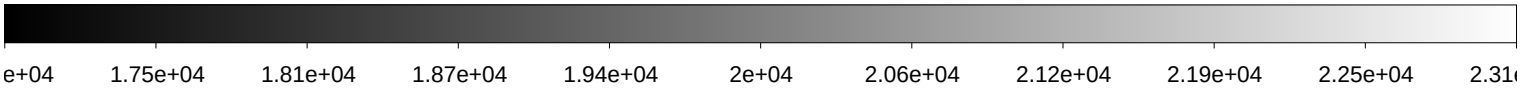

| | | |
|---|---|---|
| File Name | : | **xkmts.20180212.000250.fits** # 10 / 129 # |
| Project ID | : | SITE-ALL |
| Image Type | : | OBJECT |
| Object Name | : | **dflat** |
| RA | : | 09:26:23.090 |
| DEC | : | -28:18:05.50 |
| Exposure Time | : | 1 |
| Airmass | : | 1.39 |
| Sidereal Time | : | 06:02:11 |
| Filter ID | : | I |
| Observation Date | : | 2018-02-12T19:07:59 |
| CCD Temperature | : | -108.97 |









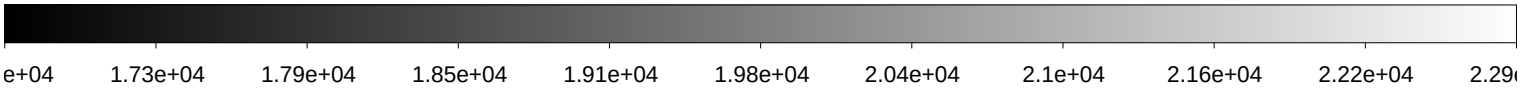

| | | |
|---|---|---|
| File Name | : | **xkmts.20180212.000251.fits** # 11 / 129 # |
| Project ID | : | SITE-ALL |
| Image Type | : | OBJECT |
| Object Name | : | **dflat** |
| RA | : | 09:27:32.030 |
| DEC | : | -28:18:04.40 |
| Exposure Time | : | 1 |
| Airmass | : | 1.39 |
| Sidereal Time | : | 06:03:20 |
| Filter ID | : | I |
| Observation Date | : | 2018-02-12T19:09:20 |
| CCD Temperature | : | -108.98 |









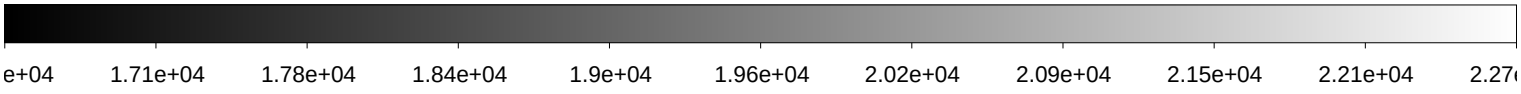

| | | |
|---|---|---|
| File Name | : | **xkmts.20180212.000252.fits** # 12 / 129 # |
| Project ID | : | SITE-ALL |
| Image Type | : | OBJECT |
| Object Name | : | **dflat** |
| RA | : | 09:28:48.620 |
| DEC | : | -28:18:03.00 |
| Exposure Time | : | 1 |
| Airmass | : | 1.39 |
| Sidereal Time | : | 06:04:37 |
| Filter ID | : | I |
| Observation Date | : | 2018-02-12T19:10:36 |
| CCD Temperature | : | -109 |









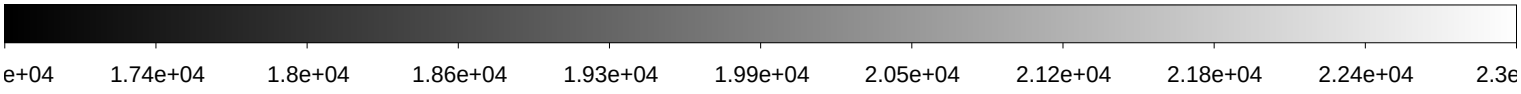

| | | |
|---|---|---|
| File Name | : | **xkmts.20180212.000253.fits** # 13 / 129 # |
| Project ID | : | SITE-ALL |
| Image Type | : | OBJECT |
| Object Name | : | **dflat** |
| RA | : | 09:30:03.660 |
| DEC | : | -28:18:01.90 |
| Exposure Time | : | 1 |
| Airmass | : | 1.39 |
| Sidereal Time | : | 06:05:52 |
| Filter ID | : | I |
| Observation Date | : | 2018-02-12T19:11:51 |
| CCD Temperature | : | -108.85 |









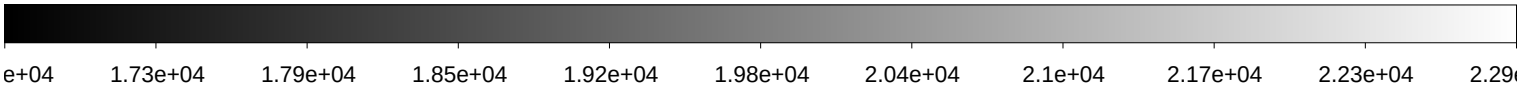

| | | |
|---|---|---|
| File Name | : | **xkmts.20180212.000254.fits** # 14 / 129 # |
| Project ID | : | SITE-ALL |
| Image Type | : | OBJECT |
| Object Name | : | **dflat** |
| RA | : | 09:31:22.100 |
| DEC | : | -28:18:00.70 |
| Exposure Time | : | 1 |
| Airmass | : | 1.39 |
| Sidereal Time | : | 06:07:11 |
| Filter ID | : | I |
| Observation Date | : | 2018-02-12T19:13:09 |
| CCD Temperature | : | -108.81 |









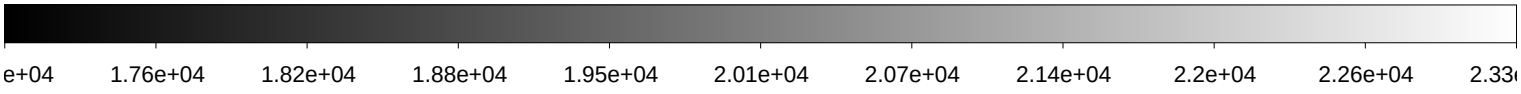

| | | |
|---|---|---|
| File Name | : | **xkmts.20180212.000255.fits** # 15 / 129 # |
| Project ID | : | SITE-ALL |
| Image Type | : | OBJECT |
| Object Name | : | **dflat** |
| RA | : | 09:32:43.050 |
| DEC | : | -28:17:59.50 |
| Exposure Time | : | 1 |
| Airmass | : | 1.39 |
| Sidereal Time | : | 06:08:32 |
| Filter ID | : | I |
| Observation Date | : | 2018-02-12T19:14:17 |
| CCD Temperature | : | -108.92 |









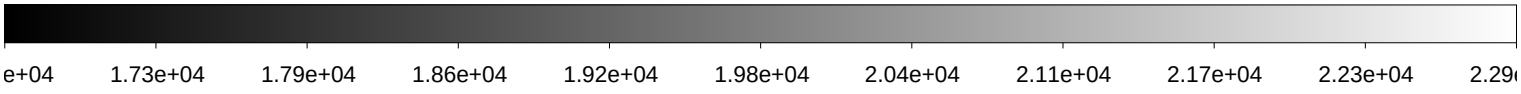

| | | |
|---|---|---|
| File Name | : | **xkmts.20180212.000256.fits** # 16 / 129 # |
| Project ID | : | SITE-ALL |
| Image Type | : | OBJECT |
| Object Name | : | **dflat** |
| RA | : | 09:33:45.410 |
| DEC | : | -28:17:58.70 |
| Exposure Time | : | 1 |
| Airmass | : | 1.39 |
| Sidereal Time | : | 06:09:34 |
| Filter ID | : | I |
| Observation Date | : | 2018-02-12T19:15:32 |
| CCD Temperature | : | -108.92 |









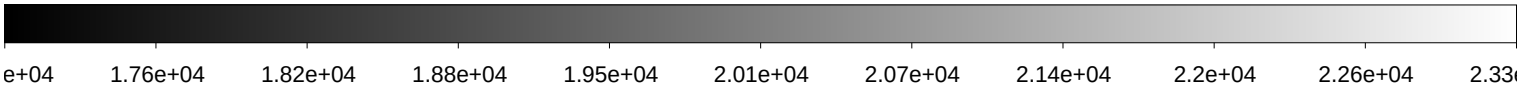

| | | |
|---|---|---|
| File Name | : | **xkmts.20180212.000257.fits** # 17 / 129 # |
| Project ID | : | SITE-ALL |
| Image Type | : | OBJECT |
| Object Name | : | **dflat** |
| RA | : | 09:35:01.350 |
| DEC | : | -28:17:57.60 |
| Exposure Time | : | 1 |
| Airmass | : | 1.39 |
| Sidereal Time | : | 06:10:50 |
| Filter ID | : | I |
| Observation Date | : | 2018-02-12T19:16:48 |
| CCD Temperature | : | -109.01 |



| | | |
|---|---|---|
| File Name | : | **xkmts.20180212.000258.fits** # 18 / 129 # |
| Project ID | : | SITE-ALL |
| Image Type | : | OBJECT |
| Object Name | : | **dflat** |
| RA | : | 09:36:16.370 |
| DEC | : | -28:17:56.70 |
| Exposure Time | : | 1 |
| Airmass | : | 1.39 |
| Sidereal Time | : | 06:12:05 |
| Filter ID | : | I |
| Observation Date | : | 2018-02-12T19:18:03 |
| CCD Temperature | : | -108.96 |









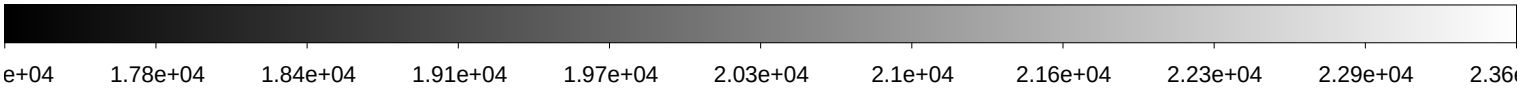

| | | |
|---|---|---|
| File Name | : | **xkmts.20180212.000259.fits** # 19 / 129 # |
| Project ID | : | SITE-ALL |
| Image Type | : | OBJECT |
| Object Name | : | **dflat** |
| RA | : | 09:37:31.390 |
| DEC | : | -28:17:55.30 |
| Exposure Time | : | 1 |
| Airmass | : | 1.39 |
| Sidereal Time | : | 06:13:20 |
| Filter ID | : | I |
| Observation Date | : | 2018-02-12T19:19:19 |
| CCD Temperature | : | -109.02 |









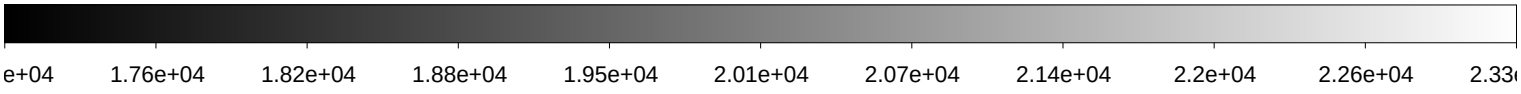

| | | |
|---|---|---|
| File Name | : | **xkmts.20180212.000260.fits** # 20 / 129 # |
| Project ID | : | SITE-ALL |
| Image Type | : | OBJECT |
| Object Name | : | **dflat.test** |
| RA | : | 09:39:28.930 |
| DEC | : | -28:17:53.80 |
| Exposure Time | : | 10 |
| Airmass | : | 1.39 |
| Sidereal Time | : | 06:15:18 |
| Filter ID | : | R |
| Observation Date | : | 2018-02-12T19:21:03 |
| CCD Temperature | : | -109.03 |

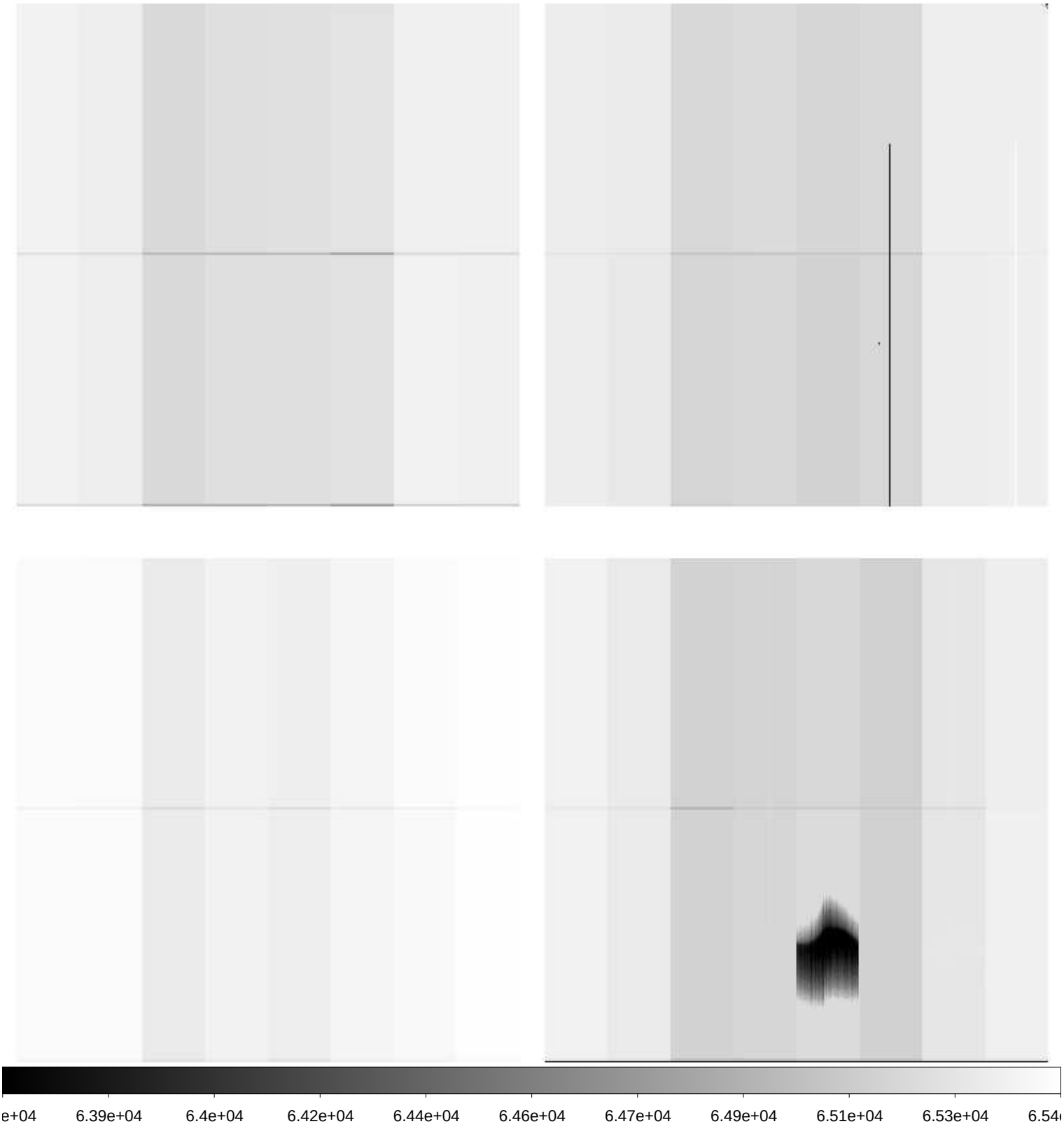

| | | |
|---|---|---|
| File Name | : | **xkmts.20180212.000261.fits** # 21 / 129 # |
| Project ID | : | SITE-ALL |
| Image Type | : | OBJECT |
| Object Name | : | **dflat.test** |
| RA | : | 09:41:05.480 |
| DEC | : | -28:17:52.70 |
| Exposure Time | : | 4 |
| Airmass | : | 1.39 |
| Sidereal Time | : | 06:16:54 |
| Filter ID | : | R |
| Observation Date | : | 2018-02-12T19:22:39 |
| CCD Temperature | : | -109.05 |









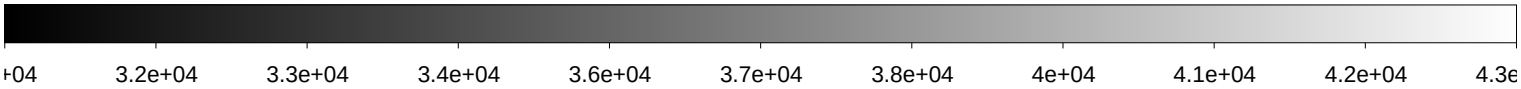

| | | |
|---|---|---|
| File Name | : | **xkmts.20180212.000262.fits** # 22 / 129 # |
| Project ID | : | SITE-ALL |
| Image Type | : | OBJECT |
| Object Name | : | **dflat.test** |
| RA | : | 09:43:06.430 |
| DEC | : | -28:17:51.90 |
| Exposure Time | : | 3 |
| Airmass | : | 1.39 |
| Sidereal Time | : | 06:18:56 |
| Filter ID | : | R |
| Observation Date | : | 2018-02-12T19:24:40 |
| CCD Temperature | : | -108.93 |









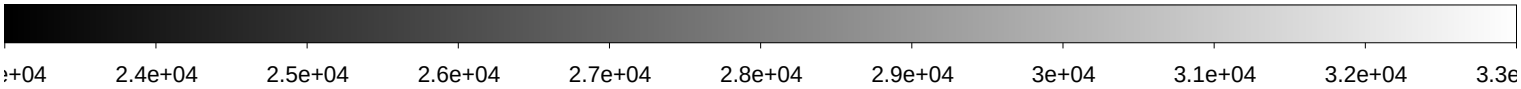

| | | |
|---|---|---|
| File Name | : | **xkmts.20180212.000263.fits** # 23 / 129 # |
| Project ID | : | SITE-ALL |
| Image Type | : | OBJECT |
| Object Name | : | **dflat.test** |
| RA | : | 09:44:56.770 |
| DEC | : | -28:17:49.50 |
| Exposure Time | : | 2 |
| Airmass | : | 1.39 |
| Sidereal Time | : | 06:20:46 |
| Filter ID | : | R |
| Observation Date | : | 2018-02-12T19:26:30 |
| CCD Temperature | : | -109.04 |









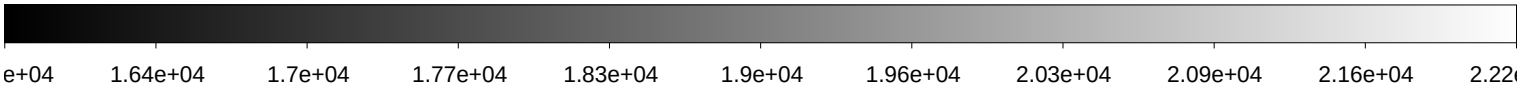

| | | |
|---|---|---|
| File Name | : | **xkmts.20180212.000264.fits** # 24 / 129 # |
| Project ID | : | SITE-ALL |
| Image Type | : | OBJECT |
| Object Name | : | **dflat** |
| RA | : | 09:47:16.180 |
| DEC | : | -28:17:47.80 |
| Exposure Time | : | 3 |
| Airmass | : | 1.39 |
| Sidereal Time | : | 06:23:05 |
| Filter ID | : | R |
| Observation Date | : | 2018-02-12T19:28:49 |
| CCD Temperature | : | -109.05 |









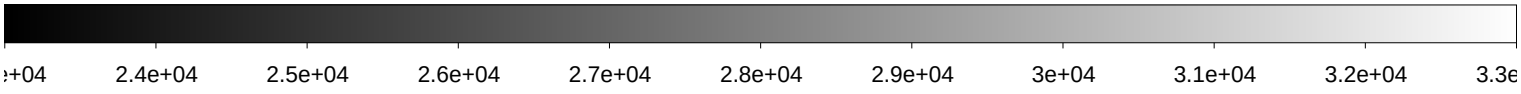

| | | |
|---|---|---|
| File Name | : | **xkmts.20180212.000265.fits** # 25 / 129 # |
| Project ID | : | SITE-ALL |
| Image Type | : | OBJECT |
| Object Name | : | **dflat** |
| RA | : | 09:48:18.570 |
| DEC | : | -28:17:46.60 |
| Exposure Time | : | 3 |
| Airmass | : | 1.39 |
| Sidereal Time | : | 06:24:08 |
| Filter ID | : | R |
| Observation Date | : | 2018-02-12T19:30:04 |
| CCD Temperature | : | -109.06 |









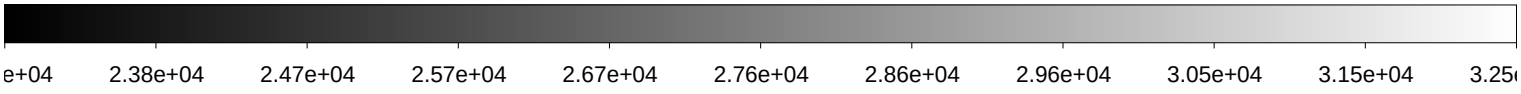

| | | |
|---|---|---|
| File Name | : | **xkmts.20180212.000266.fits** # 26 / 129 # |
| Project ID | : | SITE-ALL |
| Image Type | : | OBJECT |
| Object Name | : | **dflat** |
| RA | : | 09:49:33.570 |
| DEC | : | -28:17:45.70 |
| Exposure Time | : | 3 |
| Airmass | : | 1.39 |
| Sidereal Time | : | 06:25:23 |
| Filter ID | : | R |
| Observation Date | : | 2018-02-12T19:31:18 |
| CCD Temperature | : | -109.01 |



| | | |
|---|---|---|
| File Name | : | **xkmts.20180212.000267.fits** # 27 / 129 # |
| Project ID | : | SITE-ALL |
| Image Type | : | OBJECT |
| Object Name | : | **dflat** |
| RA | : | 09:50:49.540 |
| DEC | : | -28:17:44.70 |
| Exposure Time | : | 3 |
| Airmass | : | 1.39 |
| Sidereal Time | : | 06:26:39 |
| Filter ID | : | R |
| Observation Date | : | 2018-02-12T19:32:34 |
| CCD Temperature | : | -109.07 |









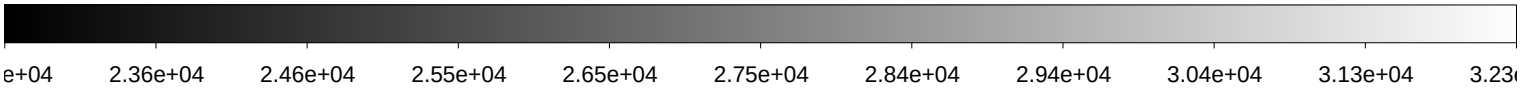

| | | |
|---|---|---|
| File Name | : | **xkmts.20180212.000268.fits** # 28 / 129 # |
| Project ID | : | SITE-ALL |
| Image Type | : | OBJECT |
| Object Name | : | **dflat** |
| RA | : | 09:52:03.260 |
| DEC | : | -28:17:43.90 |
| Exposure Time | : | 3 |
| Airmass | : | 1.39 |
| Sidereal Time | : | 06:27:53 |
| Filter ID | : | R |
| Observation Date | : | 2018-02-12T19:33:48 |
| CCD Temperature | : | -109.09 |









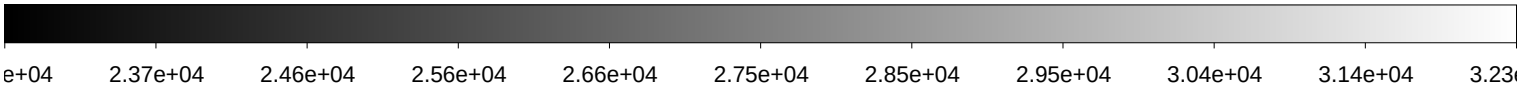

| | | |
|---|---|---|
| File Name | : | **xkmts.20180212.000269.fits** # 29 / 129 # |
| Project ID | : | SITE-ALL |
| Image Type | : | OBJECT |
| Object Name | : | **dflat** |
| RA | : | 09:53:23.440 |
| DEC | : | -28:17:42.80 |
| Exposure Time | : | 3 |
| Airmass | : | 1.39 |
| Sidereal Time | : | 06:29:13 |
| Filter ID | : | R |
| Observation Date | : | 2018-02-12T19:34:55 |
| CCD Temperature | : | -109.1 |









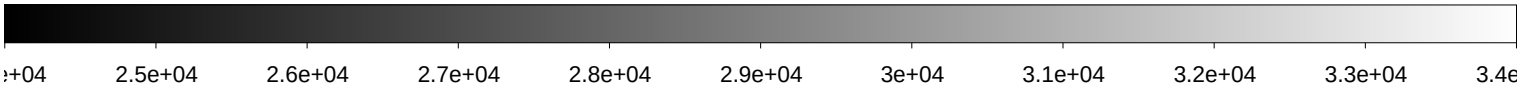

| | | |
|---|---|---|
| File Name | : | **xkmts.20180212.000270.fits** # 30 / 129 # |
| Project ID | : | SITE-ALL |
| Image Type | : | OBJECT |
| Object Name | : | **dflat** |
| RA | : | 09:54:24.880 |
| DEC | : | -28:17:41.90 |
| Exposure Time | : | 3 |
| Airmass | : | 1.39 |
| Sidereal Time | : | 06:30:14 |
| Filter ID | : | R |
| Observation Date | : | 2018-02-12T19:36:10 |
| CCD Temperature | : | -109.08 |



| | | |
|---|---|---|
| File Name | : | **xkmts.20180212.000271.fits** # 31 / 129 # |
| Project ID | : | SITE-ALL |
| Image Type | : | OBJECT |
| Object Name | : | **dflat** |
| RA | : | 09:55:39.890 |
| DEC | : | -28:17:41.10 |
| Exposure Time | : | 3 |
| Airmass | : | 1.39 |
| Sidereal Time | : | 06:31:30 |
| Filter ID | : | R |
| Observation Date | : | 2018-02-12T19:37:25 |
| CCD Temperature | : | -109.07 |









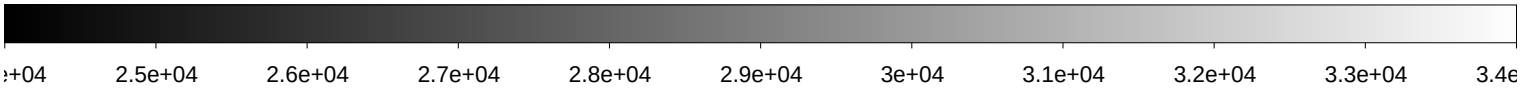

| | | |
|---|---|---|
| File Name | : | **xkmts.20180212.000272.fits** # 32 / 129 # |
| Project ID | : | SITE-ALL |
| Image Type | : | OBJECT |
| Object Name | : | **dflat** |
| RA | : | 09:56:55.050 |
| DEC | : | -28:17:40.40 |
| Exposure Time | : | 3 |
| Airmass | : | 1.39 |
| Sidereal Time | : | 06:32:45 |
| Filter ID | : | R |
| Observation Date | : | 2018-02-12T19:38:39 |
| CCD Temperature | : | -109.08 |









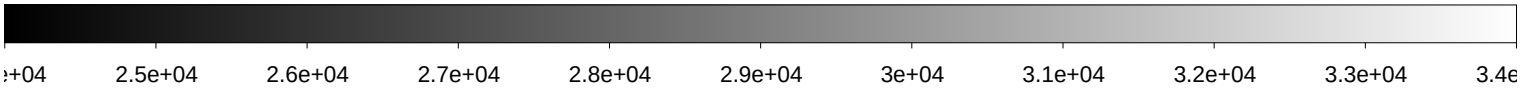

| | | |
|---|---|---|
| File Name | : | **xkmts.20180212.000273.fits** # 33 / 129 # |
| Project ID | : | SITE-ALL |
| Image Type | : | OBJECT |
| Object Name | : | **dflat** |
| RA | : | 09:58:09.610 |
| DEC | : | -28:17:39.00 |
| Exposure Time | : | 3 |
| Airmass | : | 1.39 |
| Sidereal Time | : | 06:33:59 |
| Filter ID | : | R |
| Observation Date | : | 2018-02-12T19:39:54 |
| CCD Temperature | : | -109.02 |









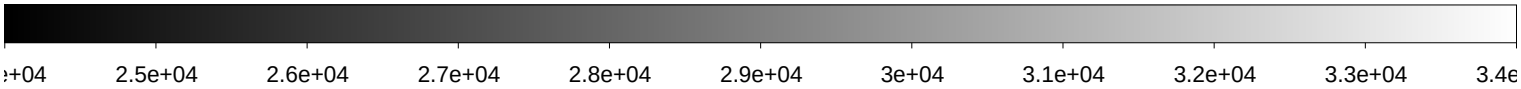

| | | |
|---|---|---|
| File Name | : | **xkmts.20180212.000274.fits** # 34 / 129 # |
| Project ID | : | SITE-ALL |
| Image Type | : | OBJECT |
| Object Name | : | **dflat.test** |
| RA | : | 10:01:23.230 |
| DEC | : | -28:17:37.00 |
| Exposure Time | : | 150 |
| Airmass | : | 1.39 |
| Sidereal Time | : | 06:37:13 |
| Filter ID | : | V |
| Observation Date | : | 2018-02-12T19:42:54 |
| CCD Temperature | : | -109.06 |









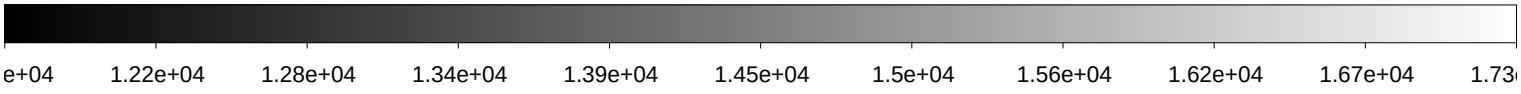

| | | |
|---|---|---|
| File Name | : | **xkmts.20180212.000275.fits** # 35 / 129 # |
| Project ID | : | SITE-ALL |
| Image Type | : | OBJECT |
| Object Name | : | **dflat.test** |
| RA | : | 10:06:01.060 |
| DEC | : | -28:17:33.90 |
| Exposure Time | : | 250 |
| Airmass | : | 1.39 |
| Sidereal Time | : | 06:41:51 |
| Filter ID | : | V |
| Observation Date | : | 2018-02-12T19:47:32 |
| CCD Temperature | : | -109.09 |









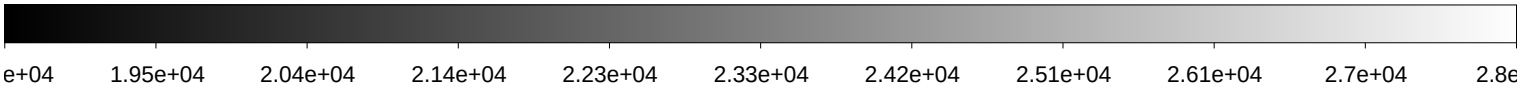

| | | |
|---|---|---|
| File Name | : | **xkmts.20180212.000276.fits** # 36 / 129 # |
| Project ID | : | SITE-ALL |
| Image Type | : | OBJECT |
| Object Name | : | **dflat.test** |
| RA | : | 10:11:54.900 |
| DEC | : | -28:17:29.70 |
| Exposure Time | : | 300 |
| Airmass | : | 1.39 |
| Sidereal Time | : | 06:47:45 |
| Filter ID | : | V |
| Observation Date | : | 2018-02-12T19:53:25 |
| CCD Temperature | : | -109.12 |



| | | |
|---|---|---|
| File Name | : | **xkmts.20180212.000277.fits** # 37 / 129 # |
| Project ID | : | SITE-ALL |
| Image Type | : | OBJECT |
| Object Name | : | **dflat** |
| RA | : | 10:19:03.690 |
| DEC | : | -28:17:25.40 |
| Exposure Time | : | 275 |
| Airmass | : | 1.39 |
| Sidereal Time | : | 06:54:54 |
| Filter ID | : | V |
| Observation Date | : | 2018-02-12T20:00:33 |
| CCD Temperature | : | -109.04 |









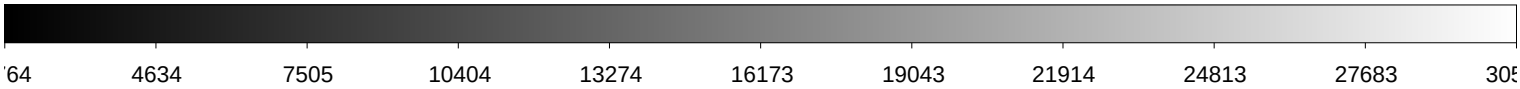

| | | |
|---|---|---|
| File Name | : | **xkmts.20180212.000278.fits** # 38 / 129 # |
| Project ID | : | SITE-ALL |
| Image Type | : | OBJECT |
| Object Name | : | **dflat** |
| RA | : | 10:24:36.890 |
| DEC | : | -28:17:22.00 |
| Exposure Time | : | 275 |
| Airmass | : | 1.39 |
| Sidereal Time | : | 07:00:28 |
| Filter ID | : | V |
| Observation Date | : | 2018-02-12T20:06:18 |
| CCD Temperature | : | -108.82 |



| | | |
|---|---|---|
| File Name | : | **xkmts.20180212.000279.fits** # 39 / 129 # |
| Project ID | : | SITE-ALL |
| Image Type | : | OBJECT |
| Object Name | : | **dflat** |
| RA | : | 10:30:21.480 |
| DEC | : | -28:17:19.00 |
| Exposure Time | : | 275 |
| Airmass | : | 1.39 |
| Sidereal Time | : | 07:06:13 |
| Filter ID | : | V |
| Observation Date | : | 2018-02-12T20:12:02 |
| CCD Temperature | : | -109.11 |









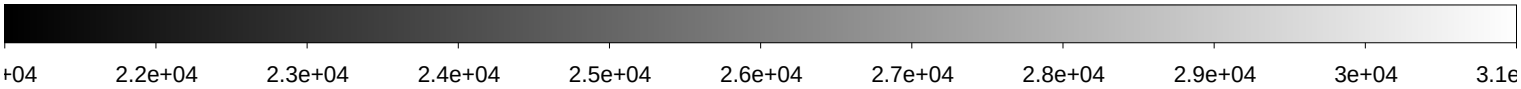

| | | |
|---|---|---|
| File Name | : | **xkmts.20180212.000280.fits** # 40 / 129 # |
| Project ID | : | SITE-ALL |
| Image Type | : | OBJECT |
| Object Name | : | **dflat** |
| RA | : | 10:36:08.010 |
| DEC | : | -28:17:10.20 |
| Exposure Time | : | 275 |
| Airmass | : | 1.39 |
| Sidereal Time | : | 07:12:00 |
| Filter ID | : | V |
| Observation Date | : | 2018-02-12T20:17:48 |
| CCD Temperature | : | -109.11 |



| | | |
|---|---|---|
| File Name | : | **xkmts.20180212.000281.fits** # 41 / 129 # |
| Project ID | : | SITE-ALL |
| Image Type | : | OBJECT |
| Object Name | : | **dflat** |
| RA | : | 10:41:52.420 |
| DEC | : | -28:17:07.70 |
| Exposure Time | : | 275 |
| Airmass | : | 1.39 |
| Sidereal Time | : | 07:17:44 |
| Filter ID | : | V |
| Observation Date | : | 2018-02-12T20:23:31 |
| CCD Temperature | : | -109.12 |



| | | |
|---|---|---|
| File Name | : | **xkmts.20180212.000282.fits** # 42 / 129 # |
| Project ID | : | SITE-ALL |
| Image Type | : | OBJECT |
| Object Name | : | **dflat** |
| RA | : | 10:50:02.480 |
| DEC | : | -28:17:04.00 |
| Exposure Time | : | 275 |
| Airmass | : | 1.39 |
| Sidereal Time | : | 07:25:55 |
| Filter ID | : | V |
| Observation Date | : | 2018-02-12T20:31:29 |
| CCD Temperature | : | -109.11 |



| | | |
|---|---|---|
| File Name | : | **xkmts.20180212.000283.fits** # 43 / 129 # |
| Project ID | : | SITE-ALL |
| Image Type | : | OBJECT |
| Object Name | : | **dflat** |
| RA | : | 10:55:34.700 |
| DEC | : | -28:17:02.00 |
| Exposure Time | : | 275 |
| Airmass | : | 1.39 |
| Sidereal Time | : | 07:31:27 |
| Filter ID | : | V |
| Observation Date | : | 2018-02-12T20:37:13 |
| CCD Temperature | : | -109.12 |



| | | |
|---|---|---|
| File Name | : | **xkmts.20180212.000284.fits** # 44 / 129 # |
| Project ID | : | SITE-ALL |
| Image Type | : | OBJECT |
| Object Name | : | **dflat** |
| RA | : | 11:01:22.400 |
| DEC | : | -28:16:59.90 |
| Exposure Time | : | 275 |
| Airmass | : | 1.39 |
| Sidereal Time | : | 07:37:15 |
| Filter ID | : | V |
| Observation Date | : | 2018-02-12T20:43:00 |
| CCD Temperature | : | -109.12 |



| | | |
|---|---|---|
| File Name | : | **xkmts.20180212.000285.fits** # 45 / 129 # |
| Project ID | : | SITE-ALL |
| Image Type | : | OBJECT |
| Object Name | : | **dflat** |
| RA | : | 11:07:08.040 |
| DEC | : | -28:16:58.10 |
| Exposure Time | : | 275 |
| Airmass | : | 1.39 |
| Sidereal Time | : | 07:43:01 |
| Filter ID | : | V |
| Observation Date | : | 2018-02-12T20:48:44 |
| CCD Temperature | : | -109.11 |



| | | |
|---|---|---|
| File Name | : | **xkmts.20180212.000286.fits** # 46 / 129 # |
| Project ID | : | SITE-ALL |
| Image Type | : | OBJECT |
| Object Name | : | **dflat** |
| RA | : | 11:13:14.330 |
| DEC | : | -28:16:56.70 |
| Exposure Time | : | 275 |
| Airmass | : | 1.39 |
| Sidereal Time | : | 07:49:08 |
| Filter ID | : | V |
| Observation Date | : | 2018-02-12T20:54:37 |
| CCD Temperature | : | -109.14 |









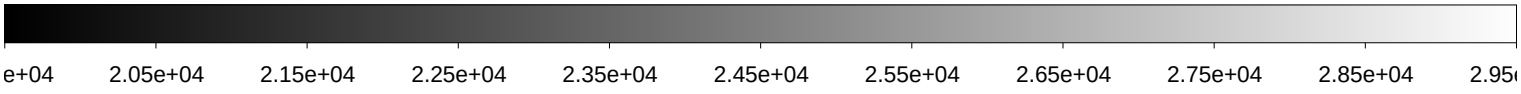

| | | |
|---|---|---|
| File Name | : | **xkmts.20180212.000287.fits** # 47 / 129 # |
| Project ID | : | SITE-ALL |
| Image Type | : | OBJECT |
| Object Name | : | **dflat** |
| RA | : | 11:18:46.100 |
| DEC | : | -28:16:55.00 |
| Exposure Time | : | 275 |
| Airmass | : | 1.39 |
| Sidereal Time | : | 07:54:40 |
| Filter ID | : | V |
| Observation Date | : | 2018-02-12T21:00:09 |
| CCD Temperature | : | -109.12 |



| | | |
|---|---|---|
| File Name | : | **xkmts.20180212.000288.fits** # 48 / 129 # |
| Project ID | : | SITE-ALL |
| Image Type | : | OBJECT |
| Object Name | : | **dflat** |
| RA | : | 11:24:19.250 |
| DEC | : | -28:16:54.00 |
| Exposure Time | : | 275 |
| Airmass | : | 1.39 |
| Sidereal Time | : | 08:00:13 |
| Filter ID | : | V |
| Observation Date | : | 2018-02-12T21:05:41 |
| CCD Temperature | : | -109.12 |



| | | |
|---|---|---|
| File Name | : | **xkmts.20180212.000289.fits** # 49 / 129 # |
| Project ID | : | SITE-ALL |
| Image Type | : | OBJECT |
| Object Name | : | **dflat.test** |
| RA | : | 11:30:45.210 |
| DEC | : | -28:16:49.20 |
| Exposure Time | : | 300 |
| Airmass | : | 1.39 |
| Sidereal Time | : | 08:06:40 |
| Filter ID | : | B |
| Observation Date | : | 2018-02-12T21:12:07 |
| CCD Temperature | : | -109.13 |



| | | |
|---|---|---|
| File Name | : | **xkmts.20180212.000290.fits** # 50 / 129 # |
| Project ID | : | SITE-ALL |
| Image Type | : | OBJECT |
| Object Name | : | **dflat.test** |
| RA | : | 11:40:17.620 |
| DEC | : | -28:16:48.20 |
| Exposure Time | : | 600 |
| Airmass | : | 1.39 |
| Sidereal Time | : | 08:16:13 |
| Filter ID | : | B |
| Observation Date | : | 2018-02-12T21:21:38 |
| CCD Temperature | : | -109.11 |









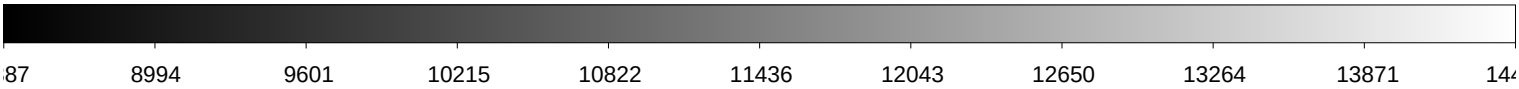

| | | |
|---|---|---|
| File Name | : | **xkmts.20180212.000291.fits** # 51 / 129 # |
| Project ID | : | SITE-ALL |
| Image Type | : | OBJECT |
| Object Name | : | **dflat.test** |
| RA | : | 11:52:30.690 |
| DEC | : | -28:16:47.80 |
| Exposure Time | : | 1200 |
| Airmass | : | 1.39 |
| Sidereal Time | : | 08:28:27 |
| Filter ID | : | B |
| Observation Date | : | 2018-02-12T21:33:50 |
| CCD Temperature | : | -109.12 |



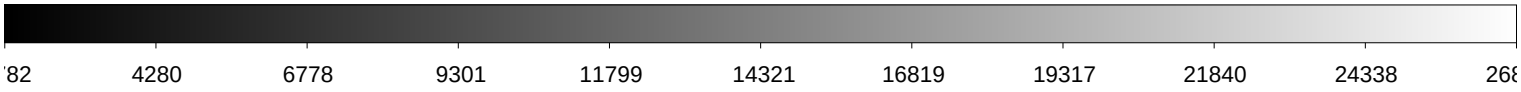

| | | |
|---|---|---|
| File Name | : | **xkmts.20180212.000292.fits** # 52 / 129 # |
| Project ID | : | SITE-ALL |
| Image Type | : | OBJECT |
| Object Name | : | **dflat.test220** |
| RA | : | 12:16:09.820 |
| DEC | : | -28:16:47.20 |
| Exposure Time | : | 60 |
| Airmass | : | 1.39 |
| Sidereal Time | : | 08:52:07 |
| Filter ID | : | B |
| Observation Date | : | 2018-02-12T21:57:27 |
| CCD Temperature | : | -109.11 |



| | | |
|---|---|---|
| File Name | : | **xkmts.20180212.000293.fits** # 53 / 129 # |
| Project ID | : | SITE-ALL |
| Image Type | : | OBJECT |
| Object Name | : | **dflat.test220** |
| RA | : | 12:18:50.020 |
| DEC | : | -28:16:47.40 |
| Exposure Time | : | 50 |
| Airmass | : | 1.39 |
| Sidereal Time | : | 08:54:47 |
| Filter ID | : | B |
| Observation Date | : | 2018-02-12T22:00:07 |
| CCD Temperature | : | -109.12 |



| | | |
|---|---|---|
| File Name | : | **xkmts.20180212.000294.fits** # 54 / 129 # |
| Project ID | : | SITE-ALL |
| Image Type | : | OBJECT |
| Object Name | : | **dflat** |
| RA | : | 12:22:20.500 |
| DEC | : | -28:16:48.40 |
| Exposure Time | : | 50 |
| Airmass | : | 1.39 |
| Sidereal Time | : | 08:58:18 |
| Filter ID | : | B |
| Observation Date | : | 2018-02-12T22:03:36 |
| CCD Temperature | : | -109.11 |









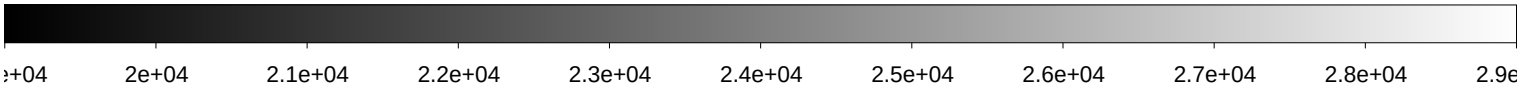

| | | |
|---|---|---|
| File Name | : | **xkmts.20180212.000295.fits** # 55 / 129 # |
| Project ID | : | SITE-ALL |
| Image Type | : | OBJECT |
| Object Name | : | **dflat** |
| RA | : | 12:24:06.580 |
| DEC | : | -28:16:48.80 |
| Exposure Time | : | 50 |
| Airmass | : | 1.39 |
| Sidereal Time | : | 09:00:04 |
| Filter ID | : | B |
| Observation Date | : | 2018-02-12T22:05:34 |
| CCD Temperature | : | -109.1 |









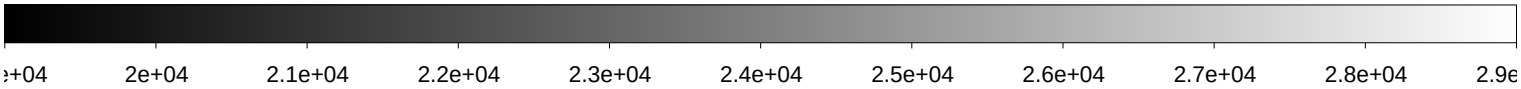

| | | |
|---|---|---|
| File Name | : | **xkmts.20180212.000296.fits** # 56 / 129 # |
| Project ID | : | SITE-ALL |
| Image Type | : | OBJECT |
| Object Name | : | **dflat** |
| RA | : | 12:26:06.120 |
| DEC | : | -28:16:49.30 |
| Exposure Time | : | 50 |
| Airmass | : | 1.39 |
| Sidereal Time | : | 09:02:04 |
| Filter ID | : | B |
| Observation Date | : | 2018-02-12T22:07:34 |
| CCD Temperature | : | -109.1 |



| | | |
|---|---|---|
| File Name | : | **xkmts.20180212.000297.fits** # 57 / 129 # |
| Project ID | : | SITE-ALL |
| Image Type | : | OBJECT |
| Object Name | : | **dflat** |
| RA | : | 12:28:05.840 |
| DEC | : | -28:16:49.90 |
| Exposure Time | : | 50 |
| Airmass | : | 1.39 |
| Sidereal Time | : | 09:04:04 |
| Filter ID | : | B |
| Observation Date | : | 2018-02-12T22:09:34 |
| CCD Temperature | : | -109.1 |



| | | |
|---|---|---|
| File Name | : | **xkmts.20180212.000298.fits** # 58 / 129 # |
| Project ID | : | SITE-ALL |
| Image Type | : | OBJECT |
| Object Name | : | **dflat** |
| RA | : | 12:30:05.560 |
| DEC | : | -28:16:50.00 |
| Exposure Time | : | 50 |
| Airmass | : | 1.39 |
| Sidereal Time | : | 09:06:04 |
| Filter ID | : | B |
| Observation Date | : | 2018-02-12T22:11:33 |
| CCD Temperature | : | -109.1 |



| | | |
|---|---|---|
| File Name | : | **xkmts.20180212.000299.fits** # 59 / 129 # |
| Project ID | : | SITE-ALL |
| Image Type | : | OBJECT |
| Object Name | : | **dflat** |
| RA | : | 12:32:37.450 |
| DEC | : | -28:16:51.00 |
| Exposure Time | : | 50 |
| Airmass | : | 1.39 |
| Sidereal Time | : | 09:08:36 |
| Filter ID | : | B |
| Observation Date | : | 2018-02-12T22:13:52 |
| CCD Temperature | : | -109.11 |



| | | |
|---|---|---|
| File Name | : | **xkmts.20180212.000300.fits** # 60 / 129 # |
| Project ID | : | SITE-ALL |
| Image Type | : | OBJECT |
| Object Name | : | **dflat** |
| RA | : | 12:34:23.880 |
| DEC | : | -28:16:51.20 |
| Exposure Time | : | 50 |
| Airmass | : | 1.39 |
| Sidereal Time | : | 09:10:22 |
| Filter ID | : | B |
| Observation Date | : | 2018-02-12T22:15:51 |
| CCD Temperature | : | -109.09 |



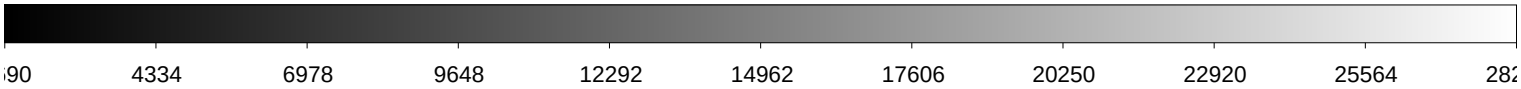

| | | |
|---|---|---|
| File Name | : | **xkmts.20180212.000301.fits** # 61 / 129 # |
| Project ID | : | SITE-ALL |
| Image Type | : | OBJECT |
| Object Name | : | **dflat** |
| RA | : | 12:36:24.350 |
| DEC | : | -28:16:52.00 |
| Exposure Time | : | 50 |
| Airmass | : | 1.39 |
| Sidereal Time | : | 09:12:23 |
| Filter ID | : | B |
| Observation Date | : | 2018-02-12T22:17:51 |
| CCD Temperature | : | -108.88 |



| | | |
|---|---|---|
| File Name | : | **xkmts.20180212.000302.fits** # 62 / 129 # |
| Project ID | : | SITE-ALL |
| Image Type | : | OBJECT |
| Object Name | : | **dflat** |
| RA | : | 12:38:23.910 |
| DEC | : | -28:16:52.70 |
| Exposure Time | : | 50 |
| Airmass | : | 1.39 |
| Sidereal Time | : | 09:14:22 |
| Filter ID | : | B |
| Observation Date | : | 2018-02-12T22:19:50 |
| CCD Temperature | : | -109.01 |



| | | |
|---|---|---|
| File Name | : | **xkmts.20180212.000303.fits** # 63 / 129 # |
| Project ID | : | SITE-ALL |
| Image Type | : | OBJECT |
| Object Name | : | **dflat** |
| RA | : | 12:40:21.580 |
| DEC | : | -28:16:53.30 |
| Exposure Time | : | 50 |
| Airmass | : | 1.39 |
| Sidereal Time | : | 09:16:20 |
| Filter ID | : | B |
| Observation Date | : | 2018-02-12T22:21:48 |
| CCD Temperature | : | -109.05 |



| | | |
|---|---|---|
| File Name | : | **xkmts.20180212.000304.fits** # 64 / 129 # |
| Project ID | : | SITE-ALL |
| Image Type | : | OBJECT |
| Object Name | : | **dflat** |
| RA | : | 12:42:25.350 |
| DEC | : | -28:16:53.70 |
| Exposure Time | : | 50 |
| Airmass | : | 1.39 |
| Sidereal Time | : | 09:18:24 |
| Filter ID | : | B |
| Observation Date | : | 2018-02-12T22:23:39 |
| CCD Temperature | : | -109.12 |









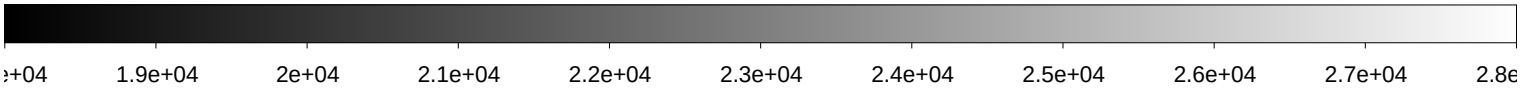

| | | |
|---|---|---|
| File Name | : | **xkmts.20180212.000305.fits** # 65 / 129 # |
| Project ID | : | SITE-ALL |
| Image Type | : | OBJECT |
| Object Name | : | **dflat** |
| RA | : | 12:44:12.710 |
| DEC | : | -28:16:54.40 |
| Exposure Time | : | 50 |
| Airmass | : | 1.39 |
| Sidereal Time | : | 09:20:11 |
| Filter ID | : | B |
| Observation Date | : | 2018-02-12T22:25:38 |
| CCD Temperature | : | -109.12 |



| | | |
|---|---|---|
| File Name | : | **xkmts.20180212.000306.fits** # 66 / 129 # |
| Project ID | : | SITE-ALL |
| Image Type | : | OBJECT |
| Object Name | : | **dflat.test220** |
| RA | : | 12:46:33.360 |
| DEC | : | -28:16:53.70 |
| Exposure Time | : | 15 |
| Airmass | : | 1.39 |
| Sidereal Time | : | 09:22:32 |
| Filter ID | : | V |
| Observation Date | : | 2018-02-12T22:27:47 |
| CCD Temperature | : | -109.1 |



| | | |
|---|---|---|
| File Name | : | **xkmts.20180212.000307.fits** # 67 / 129 # |
| Project ID | : | SITE-ALL |
| Image Type | : | OBJECT |
| Object Name | : | **dflat.test220** |
| RA | : | 12:48:17.560 |
| DEC | : | -28:16:54.70 |
| Exposure Time | : | 13 |
| Airmass | : | 1.39 |
| Sidereal Time | : | 09:24:17 |
| Filter ID | : | V |
| Observation Date | : | 2018-02-12T22:29:31 |
| CCD Temperature | : | -109.1 |









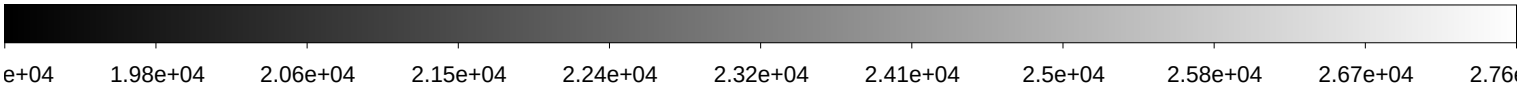

| | | |
|---|---|---|
| File Name | : | **xkmts.20180212.000308.fits** # 68 / 129 # |
| Project ID | : | SITE-ALL |
| Image Type | : | OBJECT |
| Object Name | : | **dflat** |
| RA | : | 12:50:06.790 |
| DEC | : | -28:16:55.40 |
| Exposure Time | : | 14 |
| Airmass | : | 1.39 |
| Sidereal Time | : | 09:26:06 |
| Filter ID | : | V |
| Observation Date | : | 2018-02-12T22:31:20 |
| CCD Temperature | : | -109.09 |









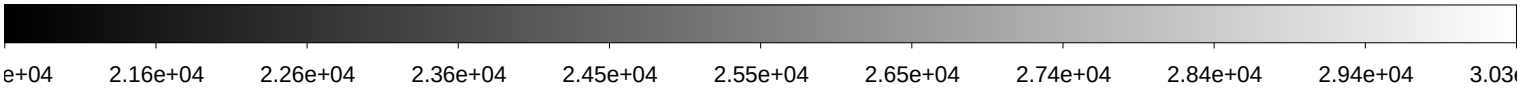

| | | |
|---|---|---|
| File Name | : | **xkmts.20180212.000309.fits** # 69 / 129 # |
| Project ID | : | SITE-ALL |
| Image Type | : | OBJECT |
| Object Name | : | **dflat** |
| RA | : | 12:51:18.670 |
| DEC | : | -28:16:55.90 |
| Exposure Time | : | 14 |
| Airmass | : | 1.39 |
| Sidereal Time | : | 09:27:18 |
| Filter ID | : | V |
| Observation Date | : | 2018-02-12T22:32:44 |
| CCD Temperature | : | -109.09 |









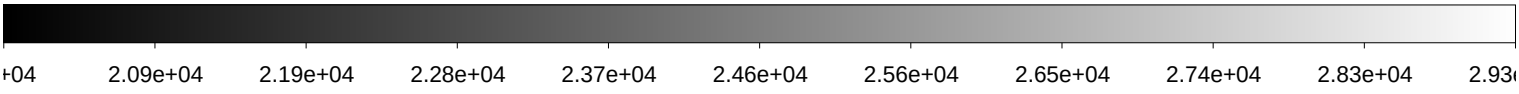

| | | |
|---|---|---|
| File Name | : | **xkmts.20180212.000310.fits** # 70 / 129 # |
| Project ID | : | SITE-ALL |
| Image Type | : | OBJECT |
| Object Name | : | **dflat** |
| RA | : | 12:52:41.180 |
| DEC | : | -28:16:56.40 |
| Exposure Time | : | 14 |
| Airmass | : | 1.39 |
| Sidereal Time | : | 09:28:41 |
| Filter ID | : | V |
| Observation Date | : | 2018-02-12T22:34:06 |
| CCD Temperature | : | -109.1 |



| | | |
|---|---|---|
| File Name | : | **xkmts.20180212.000311.fits** # 71 / 129 # |
| Project ID | : | SITE-ALL |
| Image Type | : | OBJECT |
| Object Name | : | **dflat** |
| RA | : | 12:54:04.160 |
| DEC | : | -28:16:57.00 |
| Exposure Time | : | 14 |
| Airmass | : | 1.39 |
| Sidereal Time | : | 09:30:04 |
| Filter ID | : | V |
| Observation Date | : | 2018-02-12T22:35:29 |
| CCD Temperature | : | -109.09 |



| | | |
|---|---|---|
| File Name | : | **xkmts.20180212.000312.fits** # 72 / 129 # |
| Project ID | : | SITE-ALL |
| Image Type | : | OBJECT |
| Object Name | : | **dflat** |
| RA | : | 12:55:27.300 |
| DEC | : | -28:16:57.50 |
| Exposure Time | : | 14 |
| Airmass | : | 1.39 |
| Sidereal Time | : | 09:31:27 |
| Filter ID | : | V |
| Observation Date | : | 2018-02-12T22:36:52 |
| CCD Temperature | : | -109.09 |



| | | |
|---|---|---|
| File Name | : | **xkmts.20180212.000313.fits** # 73 / 129 # |
| Project ID | : | SITE-ALL |
| Image Type | : | OBJECT |
| Object Name | : | **dflat** |
| RA | : | 12:56:52.020 |
| DEC | : | -28:16:57.80 |
| Exposure Time | : | 14 |
| Airmass | : | 1.39 |
| Sidereal Time | : | 09:32:52 |
| Filter ID | : | V |
| Observation Date | : | 2018-02-12T22:38:04 |
| CCD Temperature | : | -108.8 |



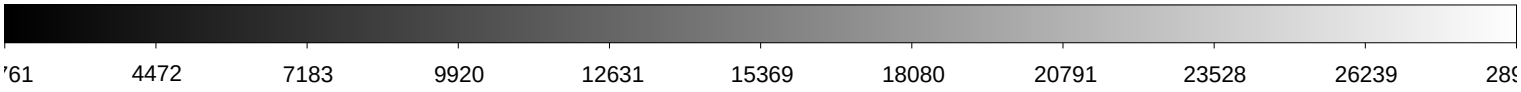

| | | |
|---|---|---|
| File Name | : | **xkmts.20180212.000314.fits** # 74 / 129 # |
| Project ID | : | SITE-ALL |
| Image Type | : | OBJECT |
| Object Name | : | **dflat** |
| RA | : | 12:58:02.350 |
| DEC | : | -28:16:58.40 |
| Exposure Time | : | 14 |
| Airmass | : | 1.39 |
| Sidereal Time | : | 09:34:02 |
| Filter ID | : | V |
| Observation Date | : | 2018-02-12T22:39:27 |
| CCD Temperature | : | -108.88 |



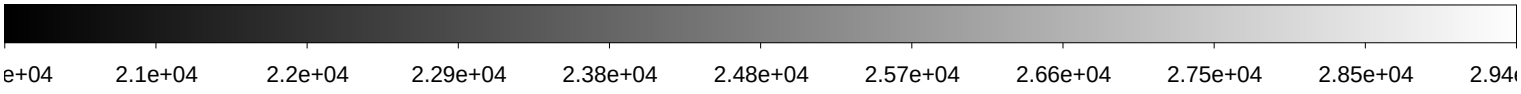

| | | |
|---|---|---|
| File Name | : | **xkmts.20180212.000315.fits** # 75 / 129 # |
| Project ID | : | SITE-ALL |
| Image Type | : | OBJECT |
| Object Name | : | **dflat** |
| RA | : | 12:59:25.650 |
| DEC | : | -28:16:58.90 |
| Exposure Time | : | 14 |
| Airmass | : | 1.39 |
| Sidereal Time | : | 09:35:25 |
| Filter ID | : | V |
| Observation Date | : | 2018-02-12T22:40:50 |
| CCD Temperature | : | -109.09 |









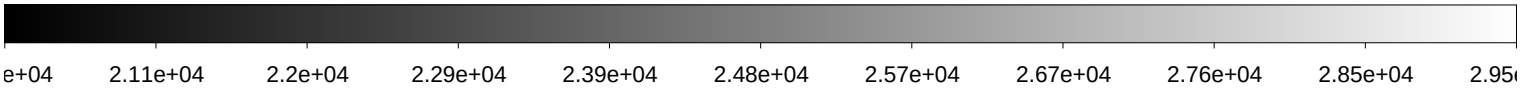

| | | |
|---|---|---|
| File Name | : | **xkmts.20180212.000316.fits** # 76 / 129 # |
| Project ID | : | SITE-ALL |
| Image Type | : | OBJECT |
| Object Name | : | **dflat** |
| RA | : | 13:00:49.870 |
| DEC | : | -28:16:59.80 |
| Exposure Time | : | 14 |
| Airmass | : | 1.39 |
| Sidereal Time | : | 09:36:50 |
| Filter ID | : | V |
| Observation Date | : | 2018-02-12T22:42:14 |
| CCD Temperature | : | -109.07 |



| | | |
|---|---|---|
| File Name | : | **xkmts.20180212.000317.fits** # 77 / 129 # |
| Project ID | : | SITE-ALL |
| Image Type | : | OBJECT |
| Object Name | : | **dflat** |
| RA | : | 13:02:12.240 |
| DEC | : | -28:17:00.30 |
| Exposure Time | : | 14 |
| Airmass | : | 1.39 |
| Sidereal Time | : | 09:38:12 |
| Filter ID | : | V |
| Observation Date | : | 2018-02-12T22:43:37 |
| CCD Temperature | : | -109.07 |









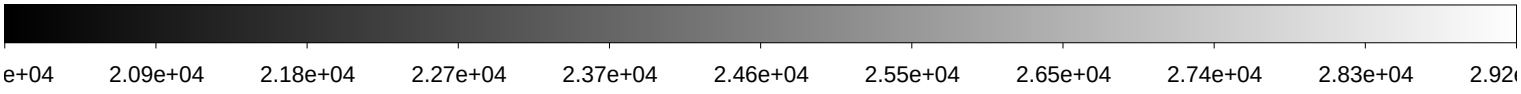

| | | |
|---|---|---|
| File Name | : | **xkmts.20180212.000318.fits** # 78 / 129 # |
| Project ID | : | SITE-ALL |
| Image Type | : | OBJECT |
| Object Name | : | **dflat** |
| RA | : | 13:03:35.690 |
| DEC | : | -28:17:01.10 |
| Exposure Time | : | 14 |
| Airmass | : | 1.39 |
| Sidereal Time | : | 09:39:36 |
| Filter ID | : | V |
| Observation Date | : | 2018-02-12T22:44:59 |
| CCD Temperature | : | -109.03 |



| | | |
|---|---|---|
| File Name | : | **xkmts.20180212.000319.fits** # 79 / 129 # |
| Project ID | : | SITE-ALL |
| Image Type | : | OBJECT |
| Object Name | : | **dflat** |
| RA | : | 13:05:44.290 |
| DEC | : | -28:17:02.10 |
| Exposure Time | : | 14 |
| Airmass | : | 1.39 |
| Sidereal Time | : | 09:41:44 |
| Filter ID | : | V |
| Observation Date | : | 2018-02-12T22:46:55 |
| CCD Temperature | : | -109.07 |









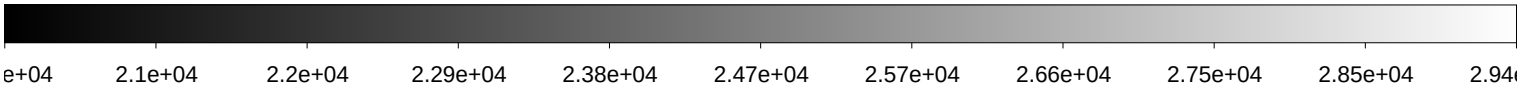

| | | |
|---|---|---|
| File Name | : | **xkmts.20180212.000320.fits** # 80 / 129 # |
| Project ID | : | SITE-ALL |
| Image Type | : | OBJECT |
| Object Name | : | **dflat.test110** |
| RA | : | 13:07:46.060 |
| DEC | : | -28:17:02.30 |
| Exposure Time | : | 30 |
| Airmass | : | 1.39 |
| Sidereal Time | : | 09:43:46 |
| Filter ID | : | R |
| Observation Date | : | 2018-02-12T22:48:58 |
| CCD Temperature | : | -109.07 |









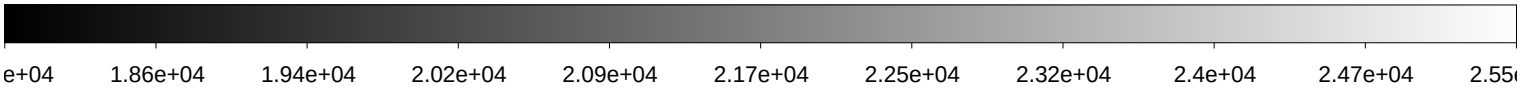

| | | |
|---|---|---|
| File Name | : | **xkmts.20180212.000321.fits** # 81 / 129 # |
| Project ID | : | SITE-ALL |
| Image Type | : | OBJECT |
| Object Name | : | **dflat.test110** |
| RA | : | 13:10:17.990 |
| DEC | : | -28:17:03.50 |
| Exposure Time | : | 33 |
| Airmass | : | 1.39 |
| Sidereal Time | : | 09:46:18 |
| Filter ID | : | R |
| Observation Date | : | 2018-02-12T22:51:29 |
| CCD Temperature | : | -108.98 |









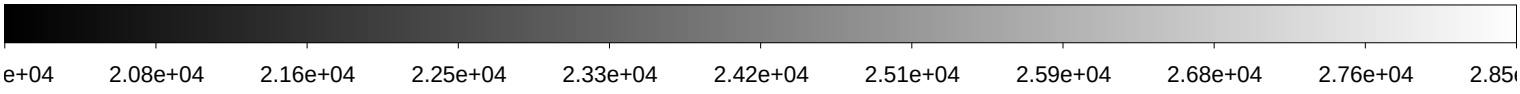

| | | |
|---|---|---|
| File Name | : | **xkmts.20180212.000322.fits** # 82 / 129 # |
| Project ID | : | SITE-ALL |
| Image Type | : | OBJECT |
| Object Name | : | **dflat** |
| RA | : | 13:13:27.220 |
| DEC | : | -28:17:05.30 |
| Exposure Time | : | 35 |
| Airmass | : | 1.39 |
| Sidereal Time | : | 09:49:28 |
| Filter ID | : | R |
| Observation Date | : | 2018-02-12T22:54:37 |
| CCD Temperature | : | -109.06 |









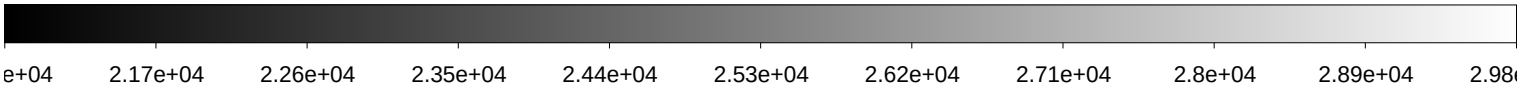

| | | |
|---|---|---|
| File Name | : | **xkmts.20180212.000323.fits** # 83 / 129 # |
| Project ID | : | SITE-ALL |
| Image Type | : | OBJECT |
| Object Name | : | **dflat** |
| RA | : | 13:14:57.710 |
| DEC | : | -28:17:06.30 |
| Exposure Time | : | 35 |
| Airmass | : | 1.39 |
| Sidereal Time | : | 09:50:58 |
| Filter ID | : | R |
| Observation Date | : | 2018-02-12T22:56:21 |
| CCD Temperature | : | -108.77 |









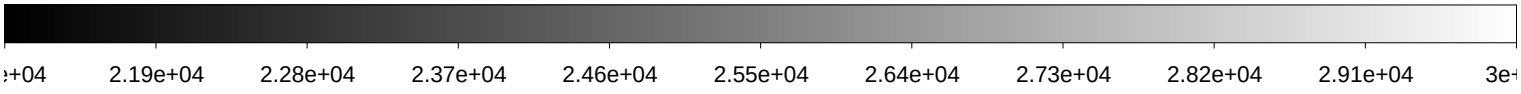

| | | |
|---|---|---|
| File Name | : | **xkmts.20180212.000324.fits** # 84 / 129 # |
| Project ID | : | SITE-ALL |
| Image Type | : | OBJECT |
| Object Name | : | **dflat** |
| RA | : | 13:16:42.900 |
| DEC | : | -28:17:06.90 |
| Exposure Time | : | 35 |
| Airmass | : | 1.39 |
| Sidereal Time | : | 09:52:44 |
| Filter ID | : | R |
| Observation Date | : | 2018-02-12T22:58:05 |
| CCD Temperature | : | -108.98 |









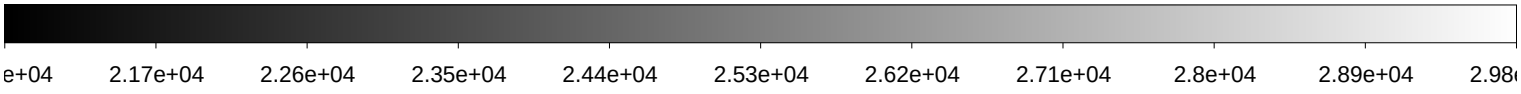

| | | |
|---|---|---|
| File Name | : | **xkmts.20180212.000325.fits** # 85 / 129 # |
| Project ID | : | SITE-ALL |
| Image Type | : | OBJECT |
| Object Name | : | **dflat** |
| RA | : | 13:18:28.050 |
| DEC | : | -28:17:08.20 |
| Exposure Time | : | 35 |
| Airmass | : | 1.39 |
| Sidereal Time | : | 09:54:29 |
| Filter ID | : | R |
| Observation Date | : | 2018-02-12T22:59:38 |
| CCD Temperature | : | -109.1 |









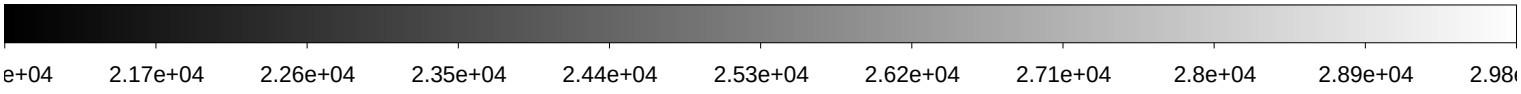

| | | |
|---|---|---|
| File Name | : | **xkmts.20180212.000326.fits** # 86 / 129 # |
| Project ID | : | SITE-ALL |
| Image Type | : | OBJECT |
| Object Name | : | **dflat** |
| RA | : | 13:19:59.640 |
| DEC | : | -28:17:09.10 |
| Exposure Time | : | 35 |
| Airmass | : | 1.39 |
| Sidereal Time | : | 09:56:00 |
| Filter ID | : | R |
| Observation Date | : | 2018-02-12T23:01:22 |
| CCD Temperature | : | -109.08 |



| | | |
|---|---|---|
| File Name | : | **xkmts.20180212.000327.fits** # 87 / 129 # |
| Project ID | : | SITE-ALL |
| Image Type | : | OBJECT |
| Object Name | : | **dflat** |
| RA | : | 13:22:17.190 |
| DEC | : | -28:17:10.10 |
| Exposure Time | : | 35 |
| Airmass | : | 1.39 |
| Sidereal Time | : | 09:58:18 |
| Filter ID | : | R |
| Observation Date | : | 2018-02-12T23:03:26 |
| CCD Temperature | : | -109.09 |









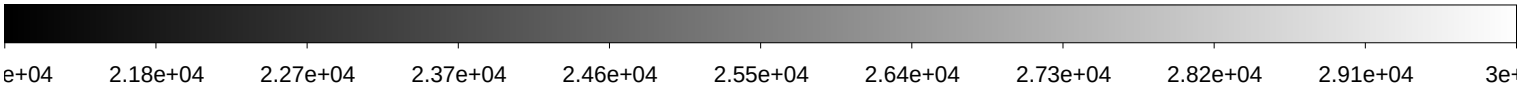

| | | |
|---|---|---|
| File Name | : | **xkmts.20180212.000328.fits** # 88 / 129 # |
| Project ID | : | SITE-ALL |
| Image Type | : | OBJECT |
| Object Name | : | **dflat** |
| RA | : | 13:23:48.430 |
| DEC | : | -28:17:11.20 |
| Exposure Time | : | 35 |
| Airmass | : | 1.39 |
| Sidereal Time | : | 09:59:49 |
| Filter ID | : | R |
| Observation Date | : | 2018-02-12T23:05:10 |
| CCD Temperature | : | -109.04 |









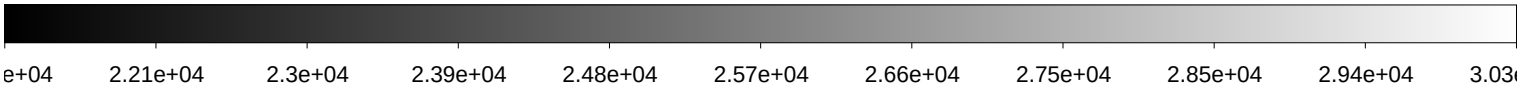

| | | |
|---|---|---|
| File Name | : | **xkmts.20180212.000329.fits** # 89 / 129 # |
| Project ID | : | SITE-ALL |
| Image Type | : | OBJECT |
| Object Name | : | **dflat** |
| RA | : | 13:25:31.910 |
| DEC | : | -28:17:12.10 |
| Exposure Time | : | 35 |
| Airmass | : | 1.39 |
| Sidereal Time | : | 10:01:33 |
| Filter ID | : | R |
| Observation Date | : | 2018-02-12T23:06:53 |
| CCD Temperature | : | -108.97 |









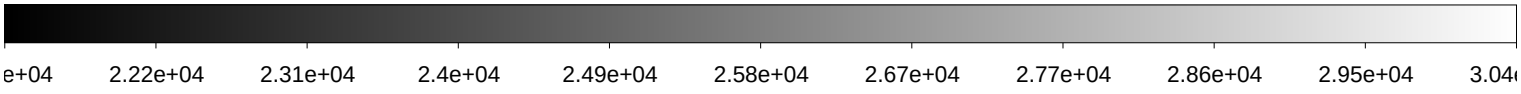

| | | |
|---|---|---|
| File Name | : | **xkmts.20180212.000330.fits** # 90 / 129 # |
| Project ID | : | SITE-ALL |
| Image Type | : | OBJECT |
| Object Name | : | **dflat** |
| RA | : | 13:27:15.670 |
| DEC | : | -28:17:13.20 |
| Exposure Time | : | 35 |
| Airmass | : | 1.39 |
| Sidereal Time | : | 10:03:17 |
| Filter ID | : | R |
| Observation Date | : | 2018-02-12T23:08:37 |
| CCD Temperature | : | -109.06 |









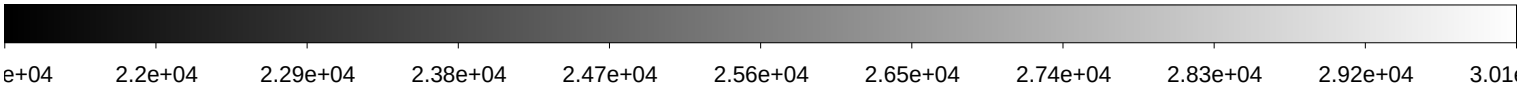

| | | |
|---|---|---|
| File Name | : | **xkmts.20180212.000331.fits** # 91 / 129 # |
| Project ID | : | SITE-ALL |
| Image Type | : | OBJECT |
| Object Name | : | **dflat** |
| RA | : | 13:28:59.740 |
| DEC | : | -28:17:14.60 |
| Exposure Time | : | 35 |
| Airmass | : | 1.39 |
| Sidereal Time | : | 10:05:01 |
| Filter ID | : | R |
| Observation Date | : | 2018-02-12T23:10:21 |
| CCD Temperature | : | -108.97 |









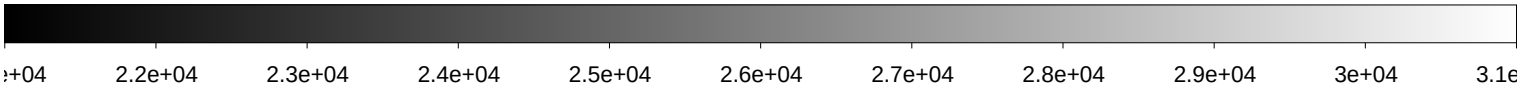

| | | |
|---|---|---|
| File Name | : | **xkmts.20180212.000332.fits** # 92 / 129 # |
| Project ID | : | SITE-ALL |
| Image Type | : | OBJECT |
| Object Name | : | **dflat** |
| RA | : | 13:31:10.890 |
| DEC | : | -28:17:15.90 |
| Exposure Time | : | 35 |
| Airmass | : | 1.39 |
| Sidereal Time | : | 10:07:12 |
| Filter ID | : | R |
| Observation Date | : | 2018-02-12T23:12:19 |
| CCD Temperature | : | -108.85 |









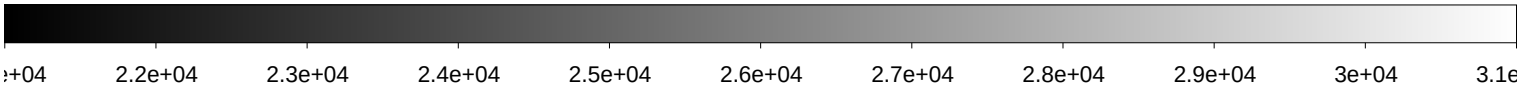

| | | |
|---|---|---|
| File Name | : | **xkmts.20180212.000333.fits** # 93 / 129 # |
| Project ID | : | SITE-ALL |
| Image Type | : | OBJECT |
| Object Name | : | **dflat.test110** |
| RA | : | 13:32:57.310 |
| DEC | : | -28:17:15.90 |
| Exposure Time | : | 12 |
| Airmass | : | 1.39 |
| Sidereal Time | : | 10:08:59 |
| Filter ID | : | I |
| Observation Date | : | 2018-02-12T23:14:05 |
| CCD Temperature | : | -109.07 |









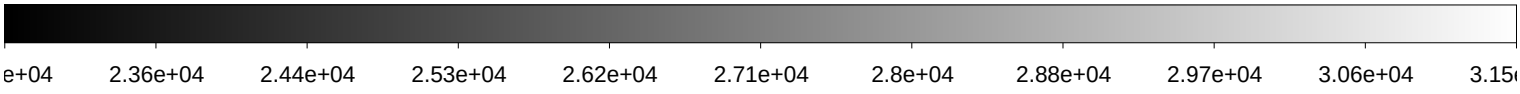

| | | |
|---|---|---|
| File Name | : | **xkmts.20180212.000334.fits** # 94 / 129 # |
| Project ID | : | SITE-ALL |
| Image Type | : | OBJECT |
| Object Name | : | **dflat.test110** |
| RA | : | 13:34:42.320 |
| DEC | : | -28:17:17.20 |
| Exposure Time | : | 11 |
| Airmass | : | 1.39 |
| Sidereal Time | : | 10:10:44 |
| Filter ID | : | I |
| Observation Date | : | 2018-02-12T23:15:51 |
| CCD Temperature | : | -109.08 |









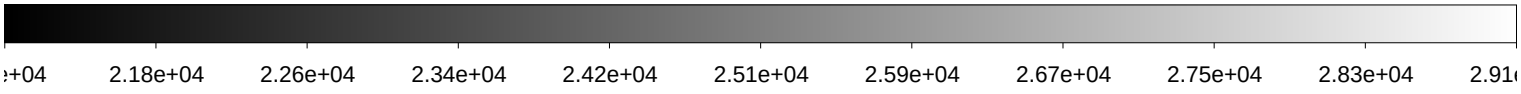

| | | |
|---|---|---|
| File Name | : | **xkmts.20180212.000335.fits** # 95 / 129 # |
| Project ID | : | SITE-ALL |
| Image Type | : | OBJECT |
| Object Name | : | **dflat** |
| RA | : | 13:36:26.420 |
| DEC | : | -28:17:18.20 |
| Exposure Time | : | 11 |
| Airmass | : | 1.39 |
| Sidereal Time | : | 10:12:28 |
| Filter ID | : | I |
| Observation Date | : | 2018-02-12T23:17:34 |
| CCD Temperature | : | -109.07 |









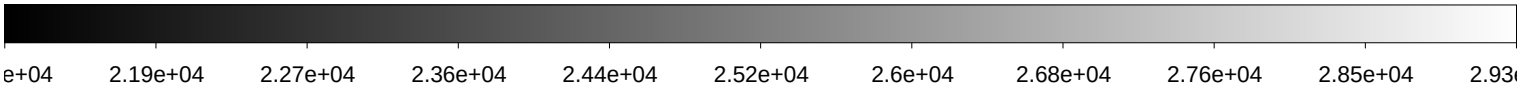

| | | |
|---|---|---|
| File Name | : | **xkmts.20180212.000336.fits** # 96 / 129 # |
| Project ID | : | SITE-ALL |
| Image Type | : | OBJECT |
| Object Name | : | **dflat** |
| RA | : | 13:37:33.120 |
| DEC | : | -28:17:19.10 |
| Exposure Time | : | 11 |
| Airmass | : | 1.39 |
| Sidereal Time | : | 10:13:35 |
| Filter ID | : | I |
| Observation Date | : | 2018-02-12T23:18:41 |
| CCD Temperature | : | -108.78 |



| | | |
|---|---|---|
| File Name | : | **xkmts.20180212.000337.fits** # 97 / 129 # |
| Project ID | : | SITE-ALL |
| Image Type | : | OBJECT |
| Object Name | : | **dflat** |
| RA | : | 13:38:41.740 |
| DEC | : | -28:17:20.10 |
| Exposure Time | : | 11 |
| Airmass | : | 1.39 |
| Sidereal Time | : | 10:14:44 |
| Filter ID | : | I |
| Observation Date | : | 2018-02-12T23:20:02 |
| CCD Temperature | : | -108.88 |









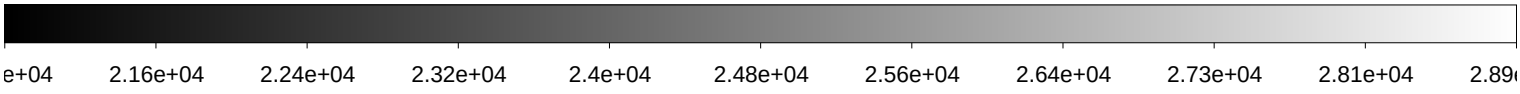

| | | |
|---|---|---|
| File Name | : | **xkmts.20180212.000338.fits** # 98 / 129 # |
| Project ID | : | SITE-ALL |
| Image Type | : | OBJECT |
| Object Name | : | **dflat** |
| RA | : | 13:40:02.860 |
| DEC | : | -28:17:21.00 |
| Exposure Time | : | 11 |
| Airmass | : | 1.39 |
| Sidereal Time | : | 10:16:05 |
| Filter ID | : | I |
| Observation Date | : | 2018-02-12T23:21:10 |
| CCD Temperature | : | -109.04 |



| | | |
|---|---|---|
| File Name | : | **xkmts.20180212.000339.fits** # 99 / 129 # |
| Project ID | : | SITE-ALL |
| Image Type | : | OBJECT |
| Object Name | : | **dflat** |
| RA | : | 13:41:11.640 |
| DEC | : | -28:17:21.50 |
| Exposure Time | : | 11 |
| Airmass | : | 1.39 |
| Sidereal Time | : | 10:17:14 |
| Filter ID | : | I |
| Observation Date | : | 2018-02-12T23:22:31 |
| CCD Temperature | : | -109.07 |









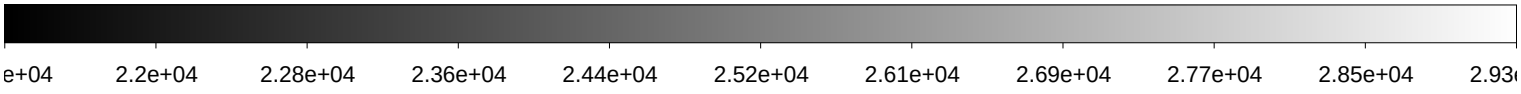

| | | |
|---|---|---|
| File Name | : | **xkmts.20180212.000340.fits** # 100 / 129 # |
| Project ID | : | SITE-ALL |
| Image Type | : | OBJECT |
| Object Name | : | **dflat** |
| RA | : | 13:43:12.440 |
| DEC | : | -28:17:23.00 |
| Exposure Time | : | 11 |
| Airmass | : | 1.39 |
| Sidereal Time | : | 10:19:14 |
| Filter ID | : | I |
| Observation Date | : | 2018-02-12T23:24:19 |
| CCD Temperature | : | -109.07 |









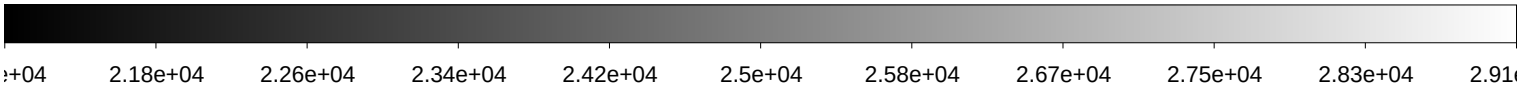

| | | |
|---|---|---|
| File Name | : | **xkmts.20180212.000341.fits** # 101 / 129 # |
| Project ID | : | SITE-ALL |
| Image Type | : | OBJECT |
| Object Name | : | **dflat** |
| RA | : | 13:44:19.970 |
| DEC | : | -28:17:24.00 |
| Exposure Time | : | 11 |
| Airmass | : | 1.39 |
| Sidereal Time | : | 10:20:22 |
| Filter ID | : | I |
| Observation Date | : | 2018-02-12T23:25:39 |
| CCD Temperature | : | -109.07 |









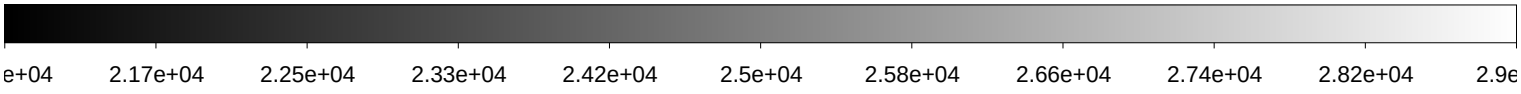

| | | |
|---|---|---|
| File Name | : | **xkmts.20180212.000342.fits** # 102 / 129 # |
| Project ID | : | SITE-ALL |
| Image Type | : | OBJECT |
| Object Name | : | **dflat** |
| RA | : | 13:45:39.010 |
| DEC | : | -28:17:24.90 |
| Exposure Time | : | 11 |
| Airmass | : | 1.39 |
| Sidereal Time | : | 10:21:41 |
| Filter ID | : | I |
| Observation Date | : | 2018-02-12T23:26:59 |
| CCD Temperature | : | -109.08 |









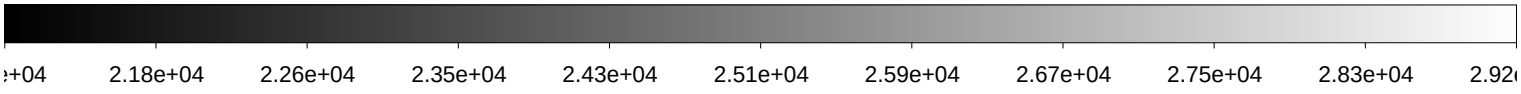

| | | |
|---|---|---|
| File Name | : | **xkmts.20180212.000343.fits** # 103 / 129 # |
| Project ID | : | SITE-ALL |
| Image Type | : | OBJECT |
| Object Name | : | **dflat** |
| RA | : | 13:46:59.230 |
| DEC | : | -28:17:25.90 |
| Exposure Time | : | 11 |
| Airmass | : | 1.39 |
| Sidereal Time | : | 10:23:01 |
| Filter ID | : | I |
| Observation Date | : | 2018-02-12T23:28:19 |
| CCD Temperature | : | -109.09 |



| | | |
|---|---|---|
| File Name | : | **xkmts.20180212.000344.fits** # 104 / 129 # |
| Project ID | : | SITE-ALL |
| Image Type | : | OBJECT |
| Object Name | : | **dflat** |
| RA | : | 13:48:20.650 |
| DEC | : | -28:17:26.80 |
| Exposure Time | : | 11 |
| Airmass | : | 1.39 |
| Sidereal Time | : | 10:24:23 |
| Filter ID | : | I |
| Observation Date | : | 2018-02-12T23:29:39 |
| CCD Temperature | : | -109.1 |









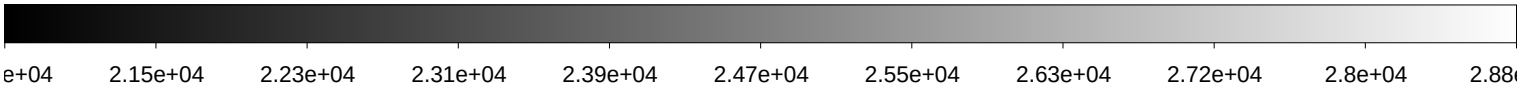

| | | |
|---|---|---|
| File Name | : | **xkmts.20180212.000345.fits** # 105 / 129 # |
| Project ID | : | SITE-ALL |
| Image Type | : | OBJECT |
| Object Name | : | **dflat** |
| RA | : | 13:50:19.090 |
| DEC | : | -28:17:28.50 |
| Exposure Time | : | 11 |
| Airmass | : | 1.39 |
| Sidereal Time | : | 10:26:21 |
| Filter ID | : | I |
| Observation Date | : | 2018-02-12T23:31:25 |
| CCD Temperature | : | -109.08 |









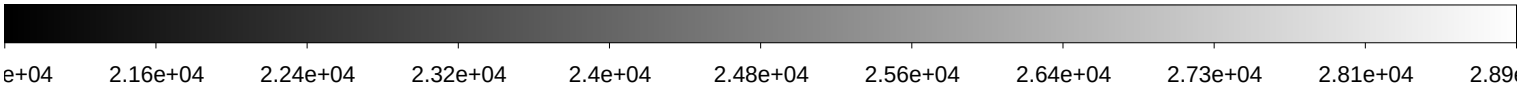

| | | |
|---|---|---|
| File Name | : | **xkmts.20180212.000346.fits** # 106 / 129 # |
| Project ID | : | SITE-ALL |
| Image Type | : | OBJECT |
| Object Name | : | **dflat** |
| RA | : | 13:51:26.600 |
| DEC | : | -28:17:29.50 |
| Exposure Time | : | 11 |
| Airmass | : | 1.39 |
| Sidereal Time | : | 10:27:29 |
| Filter ID | : | I |
| Observation Date | : | 2018-02-12T23:32:45 |
| CCD Temperature | : | -109.08 |









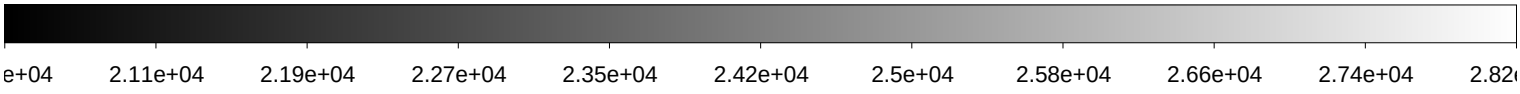

| | | |
|---|---|---|
| File Name | : | **xkmts.20180212.000347.fits** # 107 / 129 # |
| Project ID | : | SITE-ALL |
| Image Type | : | OBJECT |
| Object Name | : | **dflat.test110** |
| RA | : | 13:54:08.060 |
| DEC | : | -28:17:31.60 |
| Exposure Time | : | 30 |
| Airmass | : | 1.39 |
| Sidereal Time | : | 10:30:11 |
| Filter ID | : | I |
| Observation Date | : | 2018-02-12T23:35:13 |
| CCD Temperature | : | -109.07 |



| | | |
|---|---|---|
| File Name | : | **xkmts.20180212.000348.fits** # 108 / 129 # |
| Project ID | : | SITE-ALL |
| Image Type | : | OBJECT |
| Object Name | : | **dflat** |
| RA | : | 13:57:25.930 |
| DEC | : | -28:17:33.90 |
| Exposure Time | : | 3 |
| Airmass | : | 1.39 |
| Sidereal Time | : | 10:33:29 |
| Filter ID | : | I |
| Observation Date | : | 2018-02-12T23:38:31 |
| CCD Temperature | : | -109.07 |









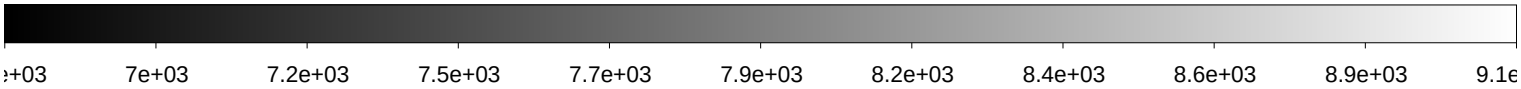

| | | |
|---|---|---|
| File Name | : | **xkmts.20180212.000349.fits** # 109 / 129 # |
| Project ID | : | SITE-ALL |
| Image Type | : | OBJECT |
| Object Name | : | **dflat** |
| RA | : | 13:58:48.290 |
| DEC | : | -28:17:35.10 |
| Exposure Time | : | 6 |
| Airmass | : | 1.39 |
| Sidereal Time | : | 10:34:51 |
| Filter ID | : | I |
| Observation Date | : | 2018-02-12T23:39:54 |
| CCD Temperature | : | -109.1 |









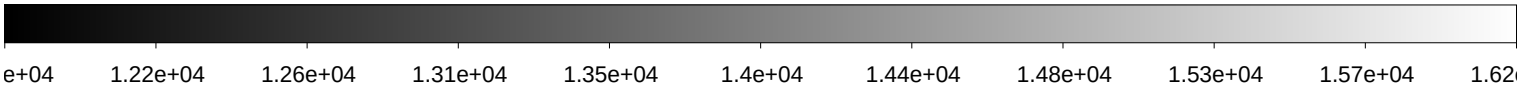

| | | |
|---|---|---|
| File Name | : | **xkmts.20180212.000350.fits** # 110 / 129 # |
| Project ID | : | SITE-ALL |
| Image Type | : | OBJECT |
| Object Name | : | **dflat** |
| RA | : | 14:02:28.990 |
| DEC | : | -28:17:38.40 |
| Exposure Time | : | 6 |
| Airmass | : | 1.39 |
| Sidereal Time | : | 10:38:32 |
| Filter ID | : | I |
| Observation Date | : | 2018-02-12T23:43:34 |
| CCD Temperature | : | -109.08 |









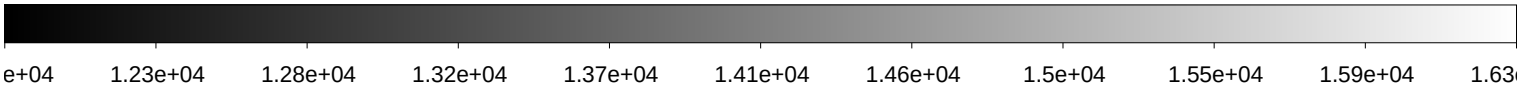

| | | |
|---|---|---|
| File Name | : | **xkmts.20180212.000351.fits** # 111 / 129 # |
| Project ID | : | SITE-ALL |
| Image Type | : | OBJECT |
| Object Name | : | **dflat** |
| RA | : | 14:03:56.350 |
| DEC | : | -28:17:39.60 |
| Exposure Time | : | 9 |
| Airmass | : | 1.39 |
| Sidereal Time | : | 10:39:59 |
| Filter ID | : | I |
| Observation Date | : | 2018-02-12T23:45:01 |
| CCD Temperature | : | -109.11 |









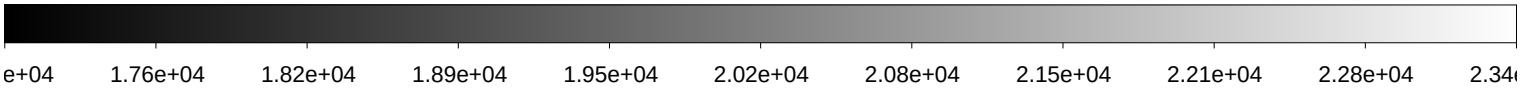

| | | |
|---|---|---|
| File Name | : | **xkmts.20180212.000352.fits** # 112 / 129 # |
| Project ID | : | SITE-ALL |
| Image Type | : | OBJECT |
| Object Name | : | **dflat** |
| RA | : | 14:05:37.320 |
| DEC | : | -28:17:40.80 |
| Exposure Time | : | 12 |
| Airmass | : | 1.39 |
| Sidereal Time | : | 10:41:40 |
| Filter ID | : | I |
| Observation Date | : | 2018-02-12T23:46:41 |
| CCD Temperature | : | -109.1 |









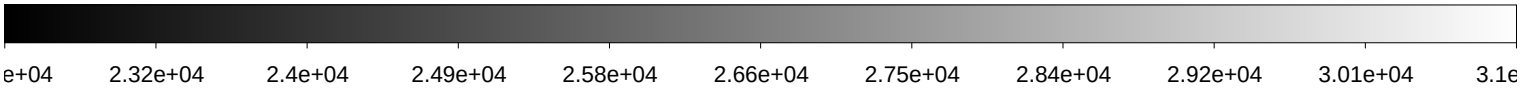

| | | |
|---|---|---|
| File Name | : | **xkmts.20180212.000353.fits** # 113 / 129 # |
| Project ID | : | SITE-ALL |
| Image Type | : | OBJECT |
| Object Name | : | **dflat** |
| RA | : | 14:07:02.840 |
| DEC | : | -28:17:41.90 |
| Exposure Time | : | 12 |
| Airmass | : | 1.39 |
| Sidereal Time | : | 10:43:06 |
| Filter ID | : | I |
| Observation Date | : | 2018-02-12T23:48:07 |
| CCD Temperature | : | -109.1 |









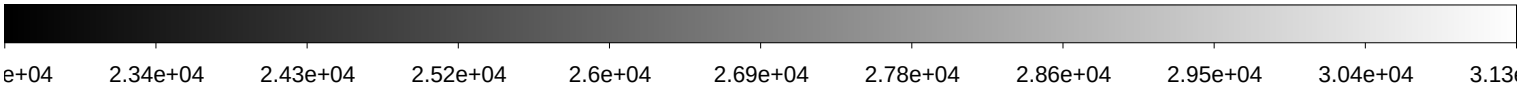

| | | |
|---|---|---|
| File Name | : | **xkmts.20180212.000354.fits** # 114 / 129 # |
| Project ID | : | SITE-ALL |
| Image Type | : | OBJECT |
| Object Name | : | **dflat** |
| RA | : | 14:10:33.180 |
| DEC | : | -28:17:45.20 |
| Exposure Time | : | 15 |
| Airmass | : | 1.39 |
| Sidereal Time | : | 10:46:36 |
| Filter ID | : | I |
| Observation Date | : | 2018-02-12T23:51:37 |
| CCD Temperature | : | -109.05 |



| | | |
|---|---|---|
| File Name | : | **xkmts.20180212.000355.fits** # 115 / 129 # |
| Project ID | : | SITE-ALL |
| Image Type | : | OBJECT |
| Object Name | : | **dflat** |
| RA | : | 14:12:08.690 |
| DEC | : | -28:17:46.40 |
| Exposure Time | : | 18 |
| Airmass | : | 1.39 |
| Sidereal Time | : | 10:48:12 |
| Filter ID | : | I |
| Observation Date | : | 2018-02-12T23:53:12 |
| CCD Temperature | : | -109.09 |









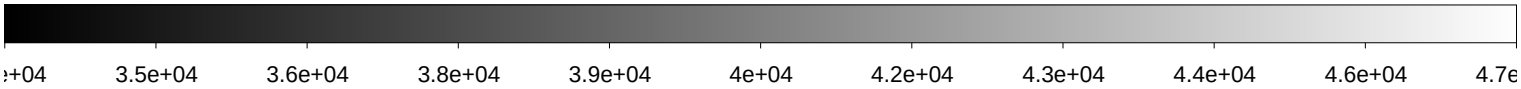

| | | |
|---|---|---|
| File Name | : | **xkmts.20180212.000356.fits** # 116 / 129 # |
| Project ID | : | SITE-ALL |
| Image Type | : | OBJECT |
| Object Name | : | **dflat** |
| RA | : | 14:13:37.140 |
| DEC | : | -28:17:47.90 |
| Exposure Time | : | 18 |
| Airmass | : | 1.39 |
| Sidereal Time | : | 10:49:40 |
| Filter ID | : | I |
| Observation Date | : | 2018-02-12T23:54:40 |
| CCD Temperature | : | -109.12 |



| | | |
|---|---|---|
| File Name | : | **xkmts.20180212.000357.fits** # 117 / 129 # |
| Project ID | : | SITE-ALL |
| Image Type | : | OBJECT |
| Object Name | : | **dflat** |
| RA | : | 14:15:07.680 |
| DEC | : | -28:17:49.00 |
| Exposure Time | : | 21 |
| Airmass | : | 1.39 |
| Sidereal Time | : | 10:51:11 |
| Filter ID | : | I |
| Observation Date | : | 2018-02-12T23:56:11 |
| CCD Temperature | : | -109.11 |



| | | |
|---|---|---|
| File Name | : | **xkmts.20180212.000358.fits** # 118 / 129 # |
| Project ID | : | SITE-ALL |
| Image Type | : | OBJECT |
| Object Name | : | **dflat** |
| RA | : | 14:16:45.520 |
| DEC | : | -28:17:50.60 |
| Exposure Time | : | 24 |
| Airmass | : | 1.39 |
| Sidereal Time | : | 10:52:49 |
| Filter ID | : | I |
| Observation Date | : | 2018-02-12T23:57:48 |
| CCD Temperature | : | -109.11 |



| | | |
|---|---|---|
| File Name | : | **xkmts.20180212.000359.fits** # 119 / 129 # |
| Project ID | : | SITE-ALL |
| Image Type | : | OBJECT |
| Object Name | : | **dflat** |
| RA | : | 14:18:20.240 |
| DEC | : | -28:17:52.00 |
| Exposure Time | : | 24 |
| Airmass | : | 1.39 |
| Sidereal Time | : | 10:54:24 |
| Filter ID | : | I |
| Observation Date | : | 2018-02-12T23:59:23 |
| CCD Temperature | : | -109.11 |



| | | |
|---|---|---|
| File Name | : | **xkmts.20180213.000360.fits** # 120 / 129 # |
| Project ID | : | SITE-ALL |
| Image Type | : | OBJECT |
| Object Name | : | **dflat** |
| RA | : | 14:20:05.370 |
| DEC | : | -28:17:53.60 |
| Exposure Time | : | 24 |
| Airmass | : | 1.39 |
| Sidereal Time | : | 10:56:09 |
| Filter ID | : | I |
| Observation Date | : | 2018-02-13T00:01:08 |
| CCD Temperature | : | -109.11 |



| | | |
|---|---|---|
| File Name | : | **xkmts.20180213.000361.fits** # 121 / 129 # |
| Project ID | : | SITE-ALL |
| Image Type | : | OBJECT |
| Object Name | : | **dflat** |
| RA | : | 14:21:41.040 |
| DEC | : | -28:17:54.90 |
| Exposure Time | : | 24 |
| Airmass | : | 1.39 |
| Sidereal Time | : | 10:57:45 |
| Filter ID | : | I |
| Observation Date | : | 2018-02-13T00:02:43 |
| CCD Temperature | : | -109.1 |



| | | |
|---|---|---|
| File Name | : | **xkmts.20180213.000362.fits** # 122 / 129 # |
| Project ID | : | SITE-ALL |
| Image Type | : | OBJECT |
| Object Name | : | **dflat** |
| RA | : | 14:23:13.710 |
| DEC | : | -28:17:56.60 |
| Exposure Time | : | 27 |
| Airmass | : | 1.39 |
| Sidereal Time | : | 10:59:17 |
| Filter ID | : | I |
| Observation Date | : | 2018-02-13T00:04:15 |
| CCD Temperature | : | -109.12 |



| | | |
|---|---|---|
| File Name | : | **xkmts.20180213.000363.fits** # 123 / 129 # |
| Project ID | : | SITE-ALL |
| Image Type | : | OBJECT |
| Object Name | : | **dflat** |
| RA | : | 14:25:23.910 |
| DEC | : | -28:17:58.50 |
| Exposure Time | : | 30 |
| Airmass | : | 1.39 |
| Sidereal Time | : | 11:01:28 |
| Filter ID | : | I |
| Observation Date | : | 2018-02-13T00:06:26 |
| CCD Temperature | : | -109.1 |



| | | |
|---|---|---|
| File Name | : | **xkmts.20180213.000364.fits** # 124 / 129 # |
| Project ID | : | ALL |
| Image Type | : | BIAS |
| Object Name | : | **bias** |
| RA | : | 11:04:24.380 |
| DEC | : | -32:06:33.90 |
| Exposure Time | : | 0 |
| Airmass | : | 1.00 |
| Sidereal Time | : | 11:05:12 |
| Filter ID | : | R |
| Observation Date | : | 2018-02-13T00:10:09 |
| CCD Temperature | : | -109.1 |



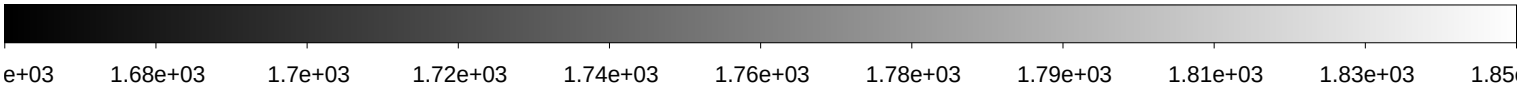

| | | |
|---|---|---|
| File Name | : | **xkmts.20180213.000365.fits** # 125 / 129 # |
| Project ID | : | ALL |
| Image Type | : | BIAS |
| Object Name | : | **bias** |
| RA | : | 11:05:21.890 |
| DEC | : | -32:06:33.70 |
| Exposure Time | : | 0 |
| Airmass | : | 1.00 |
| Sidereal Time | : | 11:06:09 |
| Filter ID | : | R |
| Observation Date | : | 2018-02-13T00:11:06 |
| CCD Temperature | : | -109.11 |



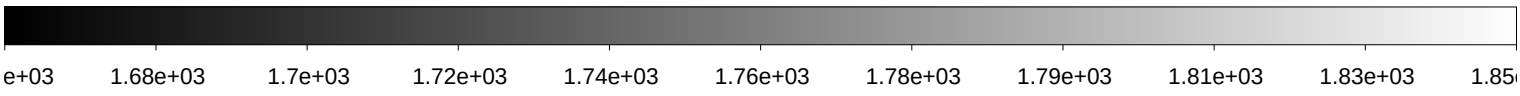

| | | |
|---|---|---|
| File Name | : | **xkmts.20180213.000366.fits** # 126 / 129 # |
| Project ID | : | ALL |
| Image Type | : | BIAS |
| Object Name | : | **bias** |
| RA | : | 11:06:17.050 |
| DEC | : | -32:06:33.40 |
| Exposure Time | : | 0 |
| Airmass | : | 1.00 |
| Sidereal Time | : | 11:07:04 |
| Filter ID | : | R |
| Observation Date | : | 2018-02-13T00:12:14 |
| CCD Temperature | : | -109.14 |



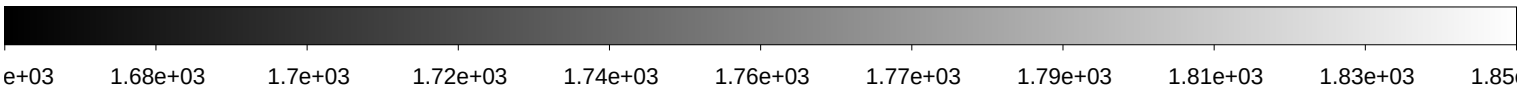

| | | |
|---|---|---|
| File Name | : | **xkmts.20180213.000367.fits** # 127 / 129 # |
| Project ID | : | ALL |
| Image Type | : | BIAS |
| Object Name | : | **bias** |
| RA | : | 11:07:25.790 |
| DEC | : | -32:06:33.10 |
| Exposure Time | : | 0 |
| Airmass | : | 1.00 |
| Sidereal Time | : | 11:08:13 |
| Filter ID | : | R |
| Observation Date | : | 2018-02-13T00:13:23 |
| CCD Temperature | : | -109.12 |



| | | |
|---|---|---|
| File Name | : | **xkmts.20180213.000368.fits** # 128 / 129 # |
| Project ID | : | ALL |
| Image Type | : | BIAS |
| Object Name | : | **bias** |
| RA | : | 11:08:34.540 |
| DEC | : | -32:06:32.90 |
| Exposure Time | : | 0 |
| Airmass | : | 1.00 |
| Sidereal Time | : | 11:09:22 |
| Filter ID | : | R |
| Observation Date | : | 2018-02-13T00:14:32 |
| CCD Temperature | : | -109.12 |



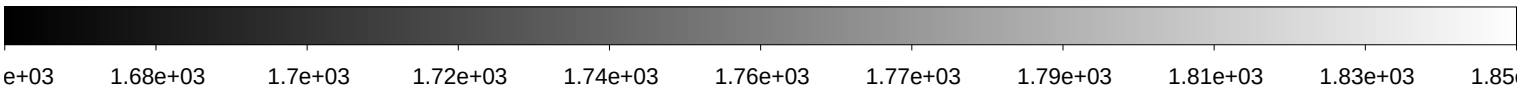
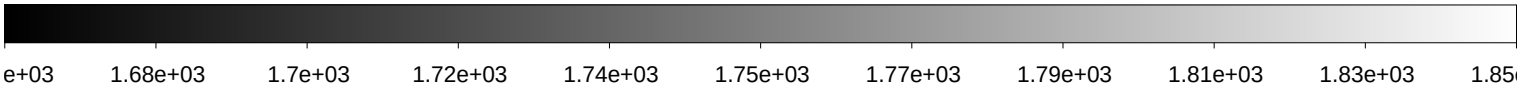
| | | |
|---|---|---|
| File Name | : | **xkmts.20180213.000369.fits** # 129 / 129 # |
| Project ID | : | OBS |
| Image Type | : | DARK |
| Object Name | : | **end** |
| RA | : | 11:10:08.430 |
| DEC | : | -32:06:32.40 |
| Exposure Time | : | 30 |
| Airmass | : | 1.00 |
| Sidereal Time | : | 11:10:56 |
| Filter ID | : | NO |
| Observation Date | : | 2018-02-13T00:15:52 |
| CCD Temperature | : | -109.11 |